

STATISTIQUE DES RÉGIONS DE PÊCHE

ANNÉES 1938 (2^e Semestre)

1939 (1^{er} Semestre) — 1940 (1^{er} et 2^e Semestres) — 1941 (1^{er} et 2^e Semestres)

1942 (1^{er} et 2^e Semestres) — 1943 (1^{er} Semestre)

(En exécution des Conventions Internationales)

Pour les années précédentes : voir n^{os} 43, 46, 51, 52 des *Notes et Rapports de l'Office des Pêches Maritimes* et les fascicules 1 et 3 des tomes I, II, III, IV, V, VI, VII, VIII, IX, X (fasc. 1 et 4) XI (fasc. 1, 2 et 4) de la *Revue des Travaux de l'Office*.

2^e SEMESTRE 1938.

DÉSIGNATION DES PRODUITS DE PÊCHES.	DÉSIGNATION DES RÉGIONS.				
	I.	IV A.	IV B.	IV C.	V A.
Morue	940.000	11.700	13.900	20.500	1.550.510
Eglefin ou ánon	"	"	"	"	"
Merlu	"	11.600	"	"	"
Turbot et barbue	"	71.180	3.910	22.200	"
Dorade	"	"	"	"	"
Plie	"	211.000	12.900	33.500	"
Sole	"	81.360	5.320	16.800	"
Congre	"	3.000	"	4.100	"
Raie	"	179.300	13.900	17.620	"
Mulet	"	"	"	"	"
Bar	"	"	"	"	"
Hareng	"	2.950.400	5.015.730	10.906.106	"
Maquereau	"	296.300	270.500	301.200	"
Merlan	"	523.000	356.900	1.623.700	"
Sardine	"	"	"	"	"
Sprat	"	900.000	"	"	"
Anchois	"	"	"	"	"
Thon blanc	"	"	"	"	"
Thon rouge	"	"	"	6.210	"
Squales et chiens	"	7.800	13.300	22.800	"
Homard	"	"	"	420	"
Langouste	"	"	"	"	"
Langouste de Mauritanie	"	"	"	"	"
Poissons divers	"	410.980	217.750	393.800	"
Crustacés divers	"	"	"	"	"

DÉSIGNATION DES PRODUITS DE PÊCHES.	DÉSIGNATION DES RÉGIONS.				
	VI A.	VI B.	VII A.	VII B.	VII C.
Morue	3.400	1.800	"	17.600	24.200
Eglefin ou ánon	"	"	"	"	"
Merlu	123.700	101.800	"	19.900	112.500
Turbot et barbue	84.000	18.500	10.470	52.100	20.450
Dorade	"	"	"	"	"
Plie	58.700	81.000	34.670	105.300	99.790
Sole	4.700	10.500	8.150	10.100	15.255
Congre	11.350	9.000	18.750	10.900	34.540
Raie	50.500	166.900	133.215	78.400	136.985
Mulet	"	1.000	8.630	"	7.455
Bar	"	200	2.250	"	2.830
Hareng	2.320.700	"	4.400	6.010.800	1.000
Maquereau	136.900	49.000	3.270	1.218.400	415.000
Merlan	494.600	196.000	197.500	"	320.800
Sardine	"	"	200 M	"	307 M
Sprat	"	"	"	"	"
Anchois	"	"	"	"	"
Thon blanc	"	"	"	"	"
Thon rouge	"	"	"	"	"
Squales et chiens	29.400	"	"	17.650	23.530
Homard	"	"	16.350	"	10.893
Langouste	"	"	21.584	"	15.071
Langouste de Mauritanie	"	"	"	"	"
Poissons divers	458.300	339.000	224.250	496.400	631.520
Crustacés divers	"	"	34.900	"	40.100

DÉSIGNATION DES PRODUITS DE PÊCHES.	DÉSIGNATION DES RÉGIONS.				
	VII D.	VII E.	VII F.	VII à	VII H.
Morue.....	44.443	23.927	9.800	7.400	8.200
Eglefin ou enon.....	"	"	"	"	"
Merlu.....	199.563	3.800	38.100	420.934	1.678.600
Turbot et barbue.....	1.077.399	52.778	19.000	15.400	12.900
Dorade.....	"	"	100	150.581	287.400
Plie.....	479.878	236.736	49.700	432.300	558.200
Sole.....	78.883	76.385	20.600	22.107	26.107
Congre.....	667.660	182.862	9.400	51.440	19.900
Raie.....	683.993	694.221	88.800	410.217	824.700
Mulet.....	7.500	68.318	400	"	"
Bar.....	10.670	6.168	100	"	"
Hareng.....	23.900.155	5.324.851	1.920.400	1.048.900	80.050
Maquereau.....	1.675.432	659.093	335.155	419.300	208.600
Merlan.....	3.555.694	730.905	518.900	666.640	599.400
Sardine.....	42.048 M	2.725 M	"	10.900 M	"
Sprat.....	187.000	"	"	"	"
Anchois.....	"	"	"	"	"
Thon blanc.....	23.244	"	"	"	22.000
Thon rouge.....	"	"	"	"	"
Squales et chiens.....	135.440	112.825	13.620	10.600	251.400
Homard.....	4.935	46.843	100	146.945	17.600
Langouste.....	1.797	50.706	83	"	33.800
Langouste de Mauritanie.....	"	"	"	"	"
Poissons divers.....	1.961.825	24.708.082	196.900	1.084.314	2.288.820
Crustacés divers.....	638.730	890	"	"	"

DÉSIGNATION DES PRODUITS DE PÊCHES.	DÉSIGNATION DES RÉGIONS.				
	VII J.	VII K.	VIII A.	VIII B.	VIII C.
Morue	109.260	7.405	"	"	"
Eglefin ou ánon	"	"	"	"	"
Mérlu	1.426.500	325.700	2.421.865	556.277	349
Turbot et barbue	3.708	8.500	31.920	24.760	"
Dorade	218.600	12.000	298.883	4.317	11.000
Plie	463.139	14.500	849.997	50.822	1.748
Sole	20.550	10.370	2.190.072	132.147	45.161
Congre	7.820	305.270	184.256	14.627	"
Raie	554.400	887.690	1.280.576	395.377	8.330
Mulet	"	100	151.607	127.230	"
Bar	"	"	10.204	"	"
Hareng	"	"	87.465	"	"
Maquereau	56.610	"	2.198.133	31.448	"
Merlan	169.800	217.850	1.998.919	424.656	"
Sardine	"	73.110 M	756.280 M	171.591	601 M
Sprat	"	"	"	"	"
Anchois	"	"	"	25.500	"
Thon blanc	1.961.628	915.164	4.249.712	1.010.020	79.500
Thon rouge	"	"	1.148.940	"	"
Squales et chiens	174.240	43.985	341.882	33.832	"
Homard	"	3.590	135.124	8.030	1.055
Langouste	"	10.285	137.208	4.875	"
Langouste de Mauritanie	"	"	"	"	"
Poissons divers	2.202.260	1.000.970	4.070.934	2.370.128	29.320
Crustacés divers	"	"	508.000	"	"

DÉSIGNATION DES PRODUITS DE PÊCHES.	DÉSIGNATION DES RÉGIONS.				
	VIII D.	VIII E.	IX A.	X A.	XI A.
Morue.....	"	"	"	"	"
Eglefin ou ánon	"	"	"	"	"
Merlu	320.000	300.000	"	"	700
Turbot et barbue	"	"	"	"	"
Dorade	18.000	6.175	"	"	72.100
Plie.....	1.500	"	3.000	"	"
Sole	1.000	"	4.000	"	"
Congre	"	"	"	"	"
Raie	291.100	133.200	7.300	"	250
Mulet	46.800	"	8.850	"	"
Bar	"	"	"	"	"
Hareng	"	"	"	"	"
Maquereau	"	"	"	"	"
Merlan	1.000	"	4.700	"	"
Sardine.....	"	"	"	1.340 M	"
Sprat	"	"	"	"	"
Anchois.....	"	"	"	"	"
Thon blanc	781.353	394.200	"	"	665
Thon rouge.....	"	"	"	"	"
Squales et chiens	"	"	"	"	1.000
Homard	"	"	30.000	"	"
Langouste.....	"	"	197.000	"	"
Langouste de Mauritanie	"	"	"	"	279.100
Poissons divers.....	694.100	765.000	9.500	"	621.115
Crustacés divers	"	"	"	"	"

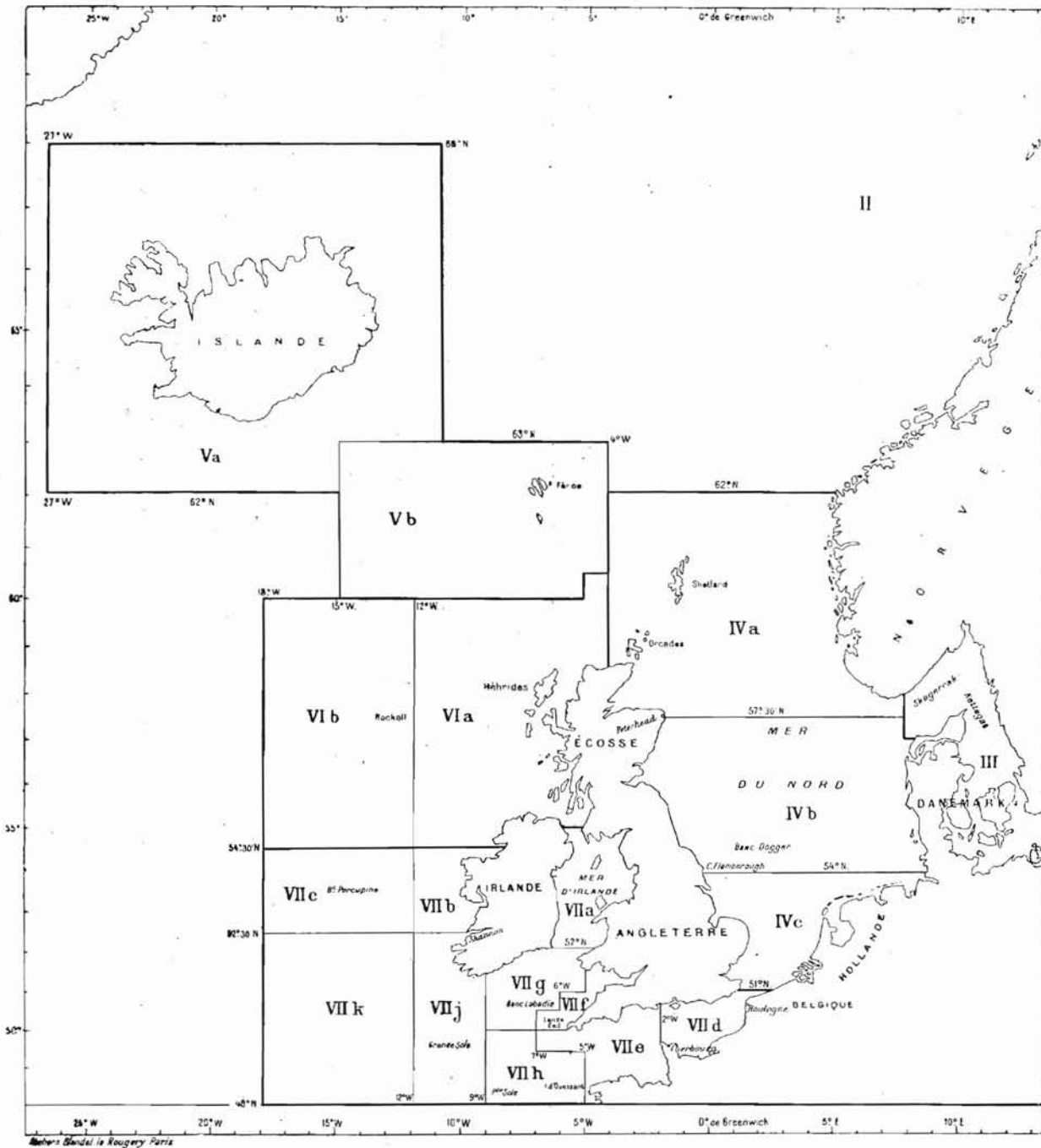
DÉSIGNATION DES PRODUITS DE PÊCHES.	DÉSIGNATION DES RÉGIONS.			
	XI B.	XIII.	XV.	XX ET XXI.
Morue	"	"	6.800.573	25.001.770
Eglefin ou ánon	"	"	"	4.000
Merlu	"	147.000	"	"
Turbot et barbue	"	45.447	"	"
Dorade	47.750	8.000	"	"
Plie	"	12.615	"	"
Sole	716	122.057	"	"
Congre	"	79.005	"	"
Raie	"	439.118	"	"
Mulet	"	430.031	"	"
Bar	"	34.585	"	"
Hareng	"	4.055	"	"
Maquereau	"	905.336	"	"
Merlan	"	1.245.699	"	"
Sardine	"	67.812 M	"	"
Sprat	"	43.525	"	"
Anchois	"	2.457.808	"	"
Thon blanc	"	5.1'0	"	"
Thon rouge	"	293.684	"	"
Squales et chiens	"	366.804	"	"
Homard	"	13.057	"	"
Langouste	"	93.820	"	"
Langouste de Mauritanie	"	"	"	"
Poissons divers	68.600	6.313.978	"	"
Crustacés divers	"	185.560	"	"

1^{er} SEMESTRE 1939.

DÉSIGNATION DES PRODUITS DE PÊCHES.	DÉSIGNATION DES RÉGIONS.				
	IV A.	IV B.	IV C.	IV D.	IV E.
Morue	28.500	21.200	20.600	488.725	7.400
Eglefin ou ânon	"	"	"	"	"
Merlu	"	"	"	"	177.528
Turbot et barbue	66.802	2.400	7.600	"	33.700
Dorade	"	"	"	"	"
Plie	134.320	10.300	34.600	"	18.300
Sole	40.100	3.700	12.800	"	5.700
Congre	3.500	2.400	21.200	"	14.500
Raie	110.100	39.200	54.500	"	130.300
Mulet	"	"	"	"	"
Bar	"	"	"	"	"
Hareng	2.767.560	1.640.000	2.120.000	"	782.000
Maquereau	1.181.500	1.450.000	416.000	"	204.150
Merlan	1.007.890	1.589.000	998.700	"	642.400
Sardine	"	"	"	"	"
Sprat	450.000	"	"	"	"
Anchois	"	"	"	"	"
Thon blanc	"	"	"	"	"
Thon rouge	"	"	"	"	"
Squales et chiens	13.600	12.400	16.100	"	2.100
Homard	"	"	"	"	"
Langouste	"	"	"	"	"
Langouste de Mauritanie	"	"	"	"	"
Poissons divers	559.680	474.200	610.300	"	629.700
Crustacés divers	"	"	"	"	"

DISTRIBUTION DES LIEUX DE PÊCHE

(Convention Internationale)



Maître-Baudouin à Rougery Paris

DÉSIGNATION DES PRODUITS DE PÊCHES.	DÉSIGNATION DES RÉGIONS.				
	VI B.	VII A.	VII B.	VII C.	VII D.
Morue	4.705	"	15.750	6.600	49.655
Eglefin ou ánon	"	"	"	"	"
Merlu	144.400	"	27.600	112.800	102.070
Turbot et barbue	19.500	10.000	63.100	45.380	123.450
Dorade	"	"	"	"	50
Plie	26.400	20.030	12.100	64.300	217.500
Sole	13.600	8.000	10.300	24.300	150.610
Congre	26.300	5.000	16.400	19.000	102.165
Raie	136.000	116.000	463.100	82.300	634.100
Mulet	"	1.400	"	1.150	7.364
Bar	"	535	"	"	2.520
Hareng	"	"	1.150.000	"	5.201.960
Maquereau	"	82.000	167.200	42.500	837.427
Merlan	444.800	170.000	446.500	261.300	353.150
Sardine	"	"	"	"	"
Sprat	"	"	"	"	10.000
Anchois	"	"	"	"	"
Thon blanc	"	"	"	"	"
Thon rouge	"	"	"	"	"
Squales et chiens	16.200	"	38.600	78.700	121.850
Homard	"	"	"	3.828	14.200
Langouste	"	"	"	"	6.200
Langouste de Mauritanie	"	"	"	"	"
Poissons divers	523.500	601.290	342.000	383.700	196.273
Crustacés divers	"	"	"	"	1.125

DÉSIGNATION DES PRODUITS DE PÊCHES.	DÉSIGNATION DES RÉGIONS.				
	VII E.	VII F.	VII G.	VII H.	VII J.
Morue	4.500	6.200	5.765	17.547	14.917
Eglefin ou ânon	"	"	"	"	"
Merlu	55.360	43.200	601.448	1.988.060	2.151.295
Turbot et barbue	62.360	24.450	9.460	14.800	7.698
Dorade	350	"	44.276	124.400	117.250
Plie	167.780	99.610	131.445	220.880	133.560
Sole	70.499	25.920	26.120	30.740	18.630
Congre	181.300	446.550	88.750	166.000	130.717
Raie	732.186	478.090	310.810	814.160	762.745
Mulet	59.655	200	"	"	"
Bar	14.318	200	"	"	"
Hareng	936.850	120.000	310.000	170.000	156.000
Maquereau	821.705	2.972.401	403.000	529.000	294.557
Merlan	506.655	163.300	212.300	69.500	737.400
Sardine	7.377 M	94.606 M.	"	"	"
Sprat	"	243.000	"	"	"
Anchois	"	"	"	"	"
Thon blanc	"	"	"	"	"
Thon rouge	"	"	"	"	"
Squales et chiens	136.862	87.260	90.480	207.900	165.300
Homard	38.889	610	"	"	4.300
Langouste	27.925	1.495	"	"	4.600
Langouste de Mauritanie	"	"	"	"	"
Poissons divers	2.739.770	513.769	940.100	2.652.500	2.636.519
Crustacés divers	10.440	"	"	"	"

DÉSIGNATION DES PRODUITS DE PÊCHES.	DÉSIGNATION DES RÉGIONS.				
	VII K.	VIII A.	VIII B.	VIII C.	VIII D.
Morue.....	5.400	16.050	"	"	"
Eglefin ou anon.....	"	"	"	"	"
Merlu.....	547.200	3.944.032	545.250	675.000	560.000
Turbot et barbue.....	4.300	21.115	29.080	"	"
Dorade.....	42.250	219.924	6.565	27.220	48.000
Plie.....	46.870	151.192	60.770	1.500	11.800
Sole.....	10.260	152.769	128.064	40.000	"
Congre.....	19.600	295.403	116.099	"	"
Raie.....	220.800	1.430.740	505.994	"	170.000
Mulet.....	"	58.385	71.623	14.000	"
Bar.....	"	6.446	300	"	"
Hareng.....	"	32.520	"	"	"
Maquereau.....	"	431.604	182.990	"	"
Merlan.....	239.540	859.588	260.312	"	"
Sardine.....	"	134.182 M	141.573 M	"	"
Sprat.....	"	"	"	"	"
Anchois.....	"	250	"	"	"
Thon blanc.....	"	"	115.500	"	"
Thon rouge.....	"	"	"	"	"
Squales et chiens.....	12.300	322.025	63.820	"	"
Homard.....	"	59.176	25.890	"	"
Langouste.....	"	98.148	7.843	"	"
Langouste de Mauritanie.....	"	"	"	"	"
Poissons divers.....	657.200	3.746.799	2.576.400	146.000	445.000
Crustacés divers.....	"	"	"	"	"

DÉSIGNATION DES PRODUITS DE PÊCHES.	DÉSIGNATION DES RÉGIONS.				
	VIII E.	IX A.	X A.	XI A.	XI B.
Morue	"	"	"	"	"
Eglefin ou anon.	"	"	"	"	"
Merlu	450.600	"	"	"	"
Turbot et barbue	"	"	"	"	"
Dorade	18.000	"	"	82.096	68.000
Plie	"	"	"	"	"
Sole	"	"	"	1.440	"
Congre	"	"	"	175	"
Raie	135.250	"	"	840	"
Mulet	"	"	"	21.700	"
Bar	"	"	"	10.290	"
Hareng	"	"	"	"	"
Maquereau	"	"	"	"	"
Merlan	"	"	"	"	"
Sardine	"	"	12.970 M	"	"
Sprat	"	"	"	"	"
Anchois	"	"	"	"	"
Thon blanc	"	"	"	"	1.485
Thon rouge	"	"	"	"	"
Squales et chiens	"	"	"	"	"
Homard	"	4.850	"	"	"
Langouste	"	120.450	27.789	"	"
Langouste de Mauritanie	"	"	"	9.810	77.600
Poissons divers	640.000	"	"	252.400	343.269
Crustacés divers	"	"	"	"	"

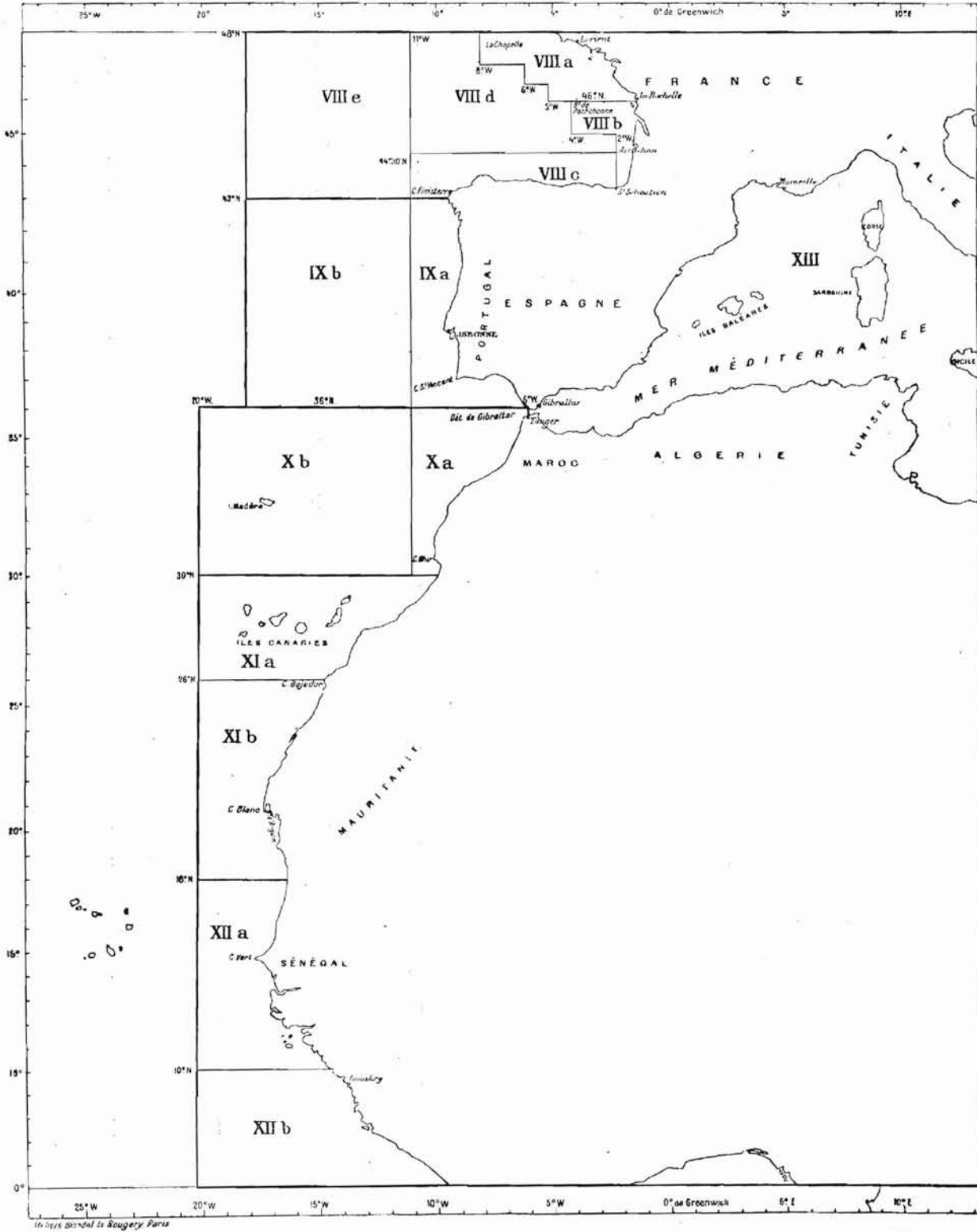
DÉSIGNATION DES PRODUITS DE PÊCHES.	DÉSIGNATION DES RÉGIONS.			
	xiii.	xx et xxi.		
Morue	"	9.297.335		
Eglefin ou ånon.	"	340		
Merlu.	348.000	"		
Turbot et barbue	89.204	"		
Dorade.	4.150	"		
Plie.	83.707	"		
Sole.	105.008	"		
Congre.	155.669	"		
Raie.	691.926	6.900		
Mulet.	325.810	"		
Bar.	17.330	"		
Hareng.	2.595	"		
Maquereau.	578.383	"		
Merlan.	1.152.668	"		
Sardine	135.288	"		
Sprat.	56.950	"		
Anchois.	3.332.075	"		
Thon blanc.	142.343	"		
Thon rouge.	273.072	"		
Squales et chiens.	186.669	"		
Homard.	97.040	"		
Langouste	41.840	"		
Langouste de Mauritanie.	"	"		
Poissons divers.	7.294.013	2.975		
Crustacés divers.	"	"		

1^{er} ET 2^e SEMESTRE 1940.

DÉSIGNATION DES PRODUITS PÊCHÉS.	DÉSIGNATION DES RÉGIONS.				
	VII A.	VII E.	VII F.	VII G.	VII H.
Morue.....	"	"	"	1.500	3.608
Eglefin ou ánon.....	"	"	"	215	426
Merlu.....	"	2.290	"	260.745	1.563.230
Turbot et barbue.....	"	3.215	"	645	1.048
Dorade.....	"	"	"	1.050	41.017
Plie.....	"	14.417	"	125.247	370.465
Sole.....	"	10.500	"	2.830	4.327
Congre.....	"	10.346	"	28.145	67.462
Raie.....	"	20.940	"	129.940	385.715
Mulet.....	"	14.396	200	"	"
Bar.....	"	3.549	"	"	"
Hareng.....	"	2.300	"	"	"
Maquereau.....	75.000	73.775	900	"	"
Merlan.....	"	5.050	"	"	"
Sardine.....	"	33.000 M	"	"	"
Sprat.....	"	"	"	"	"
Anchois.....	"	"	"	"	"
Thon blanc.....	"	"	"	"	"
Thon rouge.....	"	"	-	"	"
Squales et chiens.....	"	5.700	"	60.215	195.720
Homard.....	"	9.047	"	"	"
Langouste.....	"	1.360	"	"	"
Langouste de Mauritanie.....	"	"	"	"	"
Poissons divers.....	"	47.425	1.500	1.150.315	2.112.457
Crustacés divers.....	"	2.150	"	"	"

DÉSIGNATION DES PRODUITS PÊCHÉS.	DÉSIGNATION DES RÉGIONS.				
	VII J.	VII K.	VIII A.	VIII B.	VIII C.
Morue	9.092	"	"	"	"
Eglefin ou anon	842	"	"	"	"
Merlu.....	815.826	15.500	292.913	360.992	130.000
Turbot et barbee.....	1.274	"	11.731	57.346	"
Dorade.....	31.324	32.000	123.156	640	20.000
Plie.....	341.250	"	676.831	59.155	70
Sole.....	3.982	"	74.212	105.085	17.700
Congre.....	45.327	"	187.294	29.625	"
Raie.....	172.734	130.000	922.063	455.641	4.120
Mulet.....	"	"	75.672	62.789	"
Bar.....	"	"	1.565	5.515	"
Harang.....	"	"	37.618	"	"
Maquereau.....	23.000	"	1.756.856	35.081	"
Merlan.....	"	"	616.051	568.208	"
Sardine.....	"	"	4.066.235 M	8.958.467 M	487 M
Sprat.....	"	"	"	"	"
Anchois.....	"	"	"	"	"
Thon blanc.....	72.000	454.832	2.906.418	965.559	"
Thon rouge.....	"	"	"	280.050	"
Squales et chiens.....	187.417	"	243.152	409.196	"
Homard.....	"	"	45.598	2.327	"
Langouste.....	"	"	55.748	1.250	"
Langouste de Mauritanie.....	"	"	36.725	"	"
Poissons divers.....	2.828.310	330.000	1.650.674	1.906.455	307.700
Crustacés divers.....	"	"	800	25.784	"

DISTRIBUTION DES LIEUX DE PÊCHE (Convention Internationale)



DÉSIGNATION DES PRODUITS PÊCHÉS.	DÉSIGNATION DES RÉGIONS.			
	VIII D.	VIII E.	XIII.	XX ET XXI.
Morue.....	"	"	"	4.677.410
Eglefin ou ánon.....	"	"	"	"
Merlu.....	420.200	220.000	60.000	"
Turbot et barbue.....	"	"	560	"
Dorade.....	45.000	35.000	"	"
Plie.....	"	"	1.430	"
Sole.....	"	"	10.289	"
Congre.....	"	"	12.750	"
Raie.....	"	"	61.850	"
Mulet.....	"	"	37.108	"
Bar.....	"	"	"	"
Hareng.....	"	"	"	"
Maquereau.....	"	"	52.830	"
Merlan.....	"	"	225.565	"
Sardine.....	"	"	115.146 M	"
Sprat.....	"	"	914.150	"
Anchois.....	"	"	46.000	"
Thon blanc.....	"	"	191.929	"
Thon rouge.....	"	"	239.912	"
Squales et chiens.....	"	"	81.481	"
Homard.....	"	"	300	"
Langouste.....	"	"	9.846	"
Langouste de Mauritanie.....	"	"	"	"
Poissons divers.....	260.000	475.000	2.566.842	"
Crustacés divers.....	"	"	"	"

1^{er} ET 2^e SEMESTRE 1941.

DÉSIGNATION DES PRODUITS PÊCHÉS.	DÉSIGNATION DES RÉGIONS.				
	IV A.	IV B.	VII B.	VII C.	VII D.
Morue.....	"	"	"	"	183
Eglefin ou åoen.....	"	"	"	"	"
Merlu.....	"	"	"	"	"
Turbot et barbue.....	"	"	25.700	6.259	2.212
Dorade.....	"	"	"	"	6
Plie.....	11.035	1.655.250	206.500	52.553	19.062
Sole.....	9.036	316.200	22.250	17.785	50.914
Congre.....	"	"	1.900	53.742	434.425
Raie.....	"	"	108.550	23.268	25.236
Mulet.....	"	"	6.180	12.450	6.197
Bar.....	"	"	"	2.000	23
Hareng.....	265.198	2.917.178	174.951	114.274	117.566
Maquereau.....	"	"	213.740	38.652	3.993.769
Merlan.....	140.112	261.650	95.850	4.124	25.010
Sardine.....	"	"	"	"	1.005 M
Sprat.....	"	"	961.260	3.585	5.000
Anchois.....	"	"	"	"	"
Thon blanc.....	"	"	"	"	"
Thon rouge.....	"	"	"	"	"
Squales et chiens.....	"	"	"	28.727	123.965
Homard.....	"	"	1.200	"	1 196
Langouste.....	"	"	"	10.942	"
Langouste de Mauritanie.....	"	"	"	"	"
Poissons divers.....	72.554	2.088.310	227.024	103.599	769.512
Crustacés divers.....	"	"	1.900	44.186	"

DÉSIGNATION DES PRODUITS PÊCHÉS.	DÉSIGNATION DES RÉGIONS.				
	VII E.	VII F.	VII H.	VII J.	VIII A.
Morue	"	"	"	"	31
Eglefin ou anon.....	"	"	"	"	10
Merlu	720	"	73.887	"	8.539.461
Turbot et barbu.....	6.993	14.435	11.157	28.883	87.014
Dorade	900	"	"	"	246.486
Plie.....	65.920	1.922	37.629	"	1.403.515
Sole	24.475	1.395	71.258	"	249.801
Congre.....	93.532	411.930	3.814	47.669	739.446
Raie.....	51.635	303.725	150.927	80.492	2.362.015
Mulet.....	269.231	"	12.005	8.500	64.738
Bar	8.222	"	9.092	517	15.394
Hareng	7.026	"	"	525	208.894
Maquereau	317.259	310.505	"	50.250	760.042
Merlan	57.790	245	148.402	"	104.041
Sardine.....	270.205 M	342.760 M	6.485.000 M	1.882.200 M	1.804.178 M
Sprat.....	3.500	289.240	"	"	1.867
Anchois.....	"	"	370	"	4.122
Thon blanc	"	655.020	300.000	"	3.527.836
Thon rouge.....	"	"	"	"	92.295
Squales et chiens.....	36.560	4.197	"	30.015	2.048.225
Homard.....	33.200	40	7.460	47.270	138.358
Langouste.....	24.682	890	9.088	95.694	62.718
Langouste de Mauritanie	"	"	"	"	"
Poissons divers.....	361.095	535.190	351.483	125.054	11.709.985
Crustacés divers.....	10.340	"	132.116	"	533.905

DÉSIGNATION DES PRODUITS PÊCHÉS.	DÉSIGNATION DES RÉGIONS.				
	VIII B.	VIII C.	VIII D.	VIII E.	X A.
Morue	"	"	"	"	"
Eglefin ou anon.....	"	"	"	435	"
Merlu.....	1.653.874	450	1.423.900	408.465	"
Turbot et barbu.....	176.509	15.600	1.343	8.550	"
Dorade	165.250	50.000	197.000	1.800	"
Plie.....	63.137	2.000	360.000	4.700	"
Sole.....	374.720	5.371	48.810	10.800	"
Congre.....	470.708	"	70.705	14.500	"
Raie.....	1.201.453	74.545	562.936	110.000	"
Mulet.....	21.540	"	"	7.000	"
Bar	3.393	"	"	"	"
Hareng	"	"	"	"	"
Maquereau.....	89.716	"	7.245	3.000	"
Merlan.....	1.284.001	1.800	5.623	113.000	"
Sardine.....	641.005 M	982 M	98.024 M	107.027 M	11.283 M
Sprat.....	"	"	79.299	"	"
Anchois.....	662.756	"	"	"	"
Thon blanc.....	40.411	"	124.313	509.465	"
Thon rouge.....	"	"	"	"	"
Squales et chiens.....	146.240	"	37.279	95.000	"
Homard.....	19.796	150	775	600	"
Langouste	24.657	"	2.625	1.500	"
Langouste de Mauritanie.....	"	"	"	"	"
Poissons divers.....	5.943.503	110.086	2.085.070	167.288	"
Crustacés divers.....	102.492	114.032	"	15.000	"

DÉSIGNATION DES PRODUITS PÊCHÉS.	DÉSIGNATION DES RÉGIONS.			
	XI B.	XIII.	XX ET XXI.	
Morue.....	"	"	4.295.101	
Eglefin ou ánon.....	"	"	"	
Merlu.....	"	10.000	"	
Turbot et barbue.....	"	5.200	"	
Dorade.....	"	190	"	
Plie.....	"	7.700	"	
Sole.....	"	25.618	"	
Congre.....	"	47.032	"	
Raie.....	"	584.063	"	
Mulet.....	"	136.534	"	
Bar.....	"	3.981	"	
Hareng.....	"	"	"	
Maquereau.....	"	1.356.676	"	
Merlan.....	"	458.270	"	
Sardine.....	"	2.439.581 M	"	
Sprat.....	"	10.000	"	
Anchois.....	"	1.408.701	"	
Thon blanc.....	"	1.793	"	
Thon rouge.....	"	886.005	"	
Squales et chiens.....	"	142.279	"	
Homard.....	"	295	"	
Langouste.....	"	23.229	"	
Langouste de Mauritanie.....	189.300	"	"	
Poissons divers.....	"	7.212.572	"	
Crustacés divers.....	"	1.643	"	

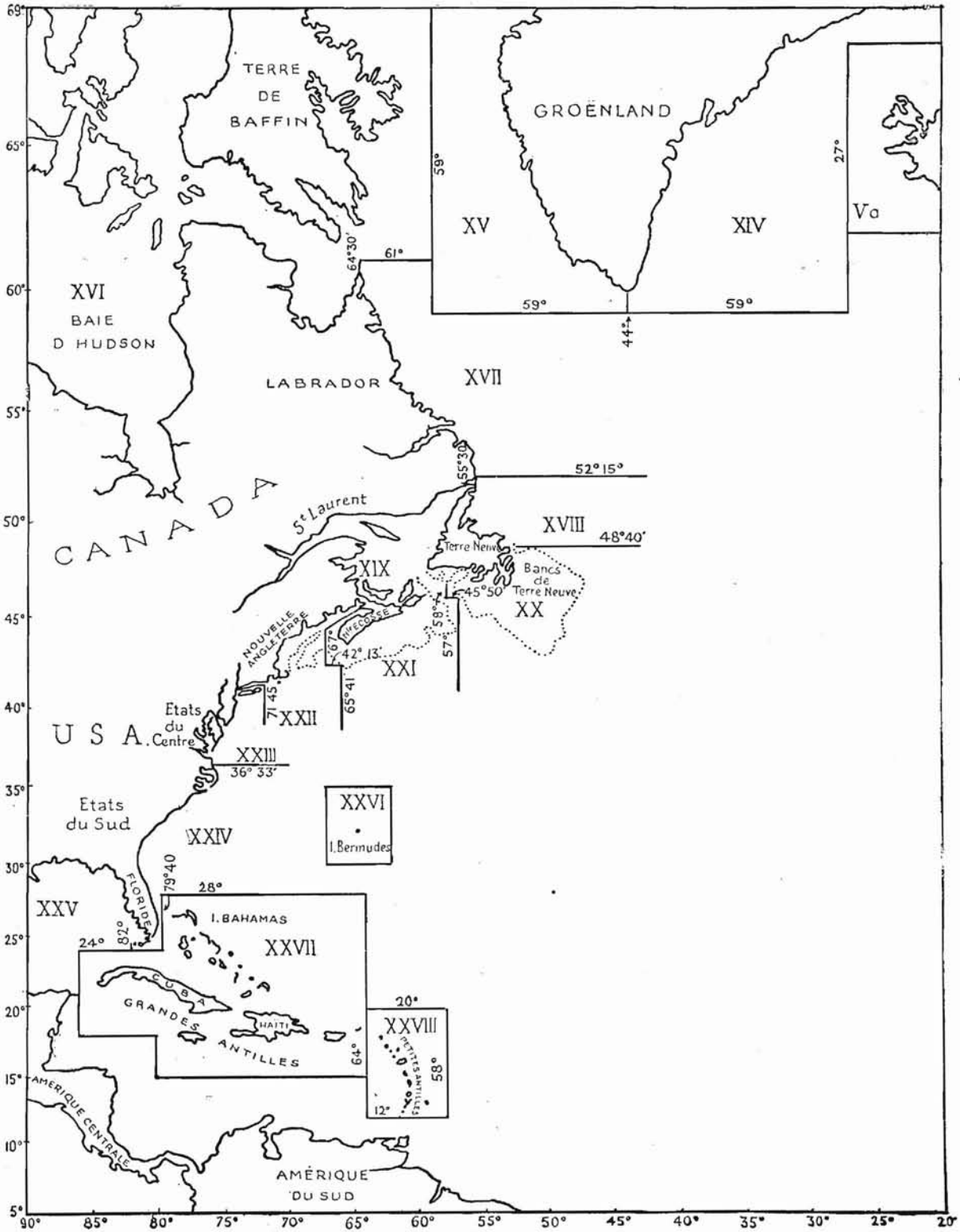
1^{er} SEMESTRE 1942.

DÉSIGNATION DES PRODUITS PÊCHÉS.	DÉSIGNATION DES RÉGIONS.				
	IV A.	VII A.	VII B.	VII D.	VII E.
Morue	"	"	31	2.954	"
Eglefin ou ánon	"	50	"	"	"
Merlu	"	"	"	"	"
Turbot et barbue	986	1.911	241	2.501	41.985
Dorade	"	230	"	"	2.237
Plie	140.000	54.051	139	34.030	43.593
Sole	4.198	4.945	217	24.751	6.501
Congre	"	46.896	75	400	52.060
Raie	500	51.321	1.387	20.959	103.653
Mulet	"	10.291	"	3.030	47.300
Bar	"	920	"	157	3.382
Hareng	8.161.053	9.300	71	41	13.130
Maquereau	"	65.005	17.567	19.648	2.194.715
Merlan	"	1.320	9.160	5.279	5.964
Sardine	"	"	5.022 M	"	582.840 M
Sprat	"	317.765	1.150	739.064	268.930
Anchois	"	"	"	"	"
Thon blanc	"	"	"	"	"
Thon rouge	"	"	"	"	"
Squales et chiens	"	4.100	8.635	2.763	28.102
Homard	"	16.122	"	1.401	6.846
Langouste	"	"	"	"	100
Langouste de Mauritanie	"	"	"	"	51.800
Poissons divers	30.176	68.300	6.850	160.880	1.191.965
Crustacés divers	"	251.600	"	2.790	132.313

DÉSIGNATION DES PRODUITS PÊCHÉS.	DÉSIGNATION DES RÉGIONS.				
	VIII A.	VIII B.	VIII C.	VIII E.	X A.
Morue.....	"	"	"	"	"
Eglefin ou anon.....	14.585	"	"	"	"
Merlu.....	3.586.091	853.128	750.000	330.160	"
Turbot et barbu.....	47.648	17.641	890	1.172	"
Dorade.....	9.199	2.294	152.050	"	"
Plie.....	520.810	28.594	251.812	5.436	"
Sole.....	88.560	233.837	4.350	15.920	"
Congre.....	216.648	27.868	"	7.607	"
Raie.....	854.765	522.851	390.137	57.446	"
Mulet.....	51.132	14.147	21.575	13.838	"
Bar.....	1.150	"	10.710	"	"
Hareng.....	41.911	"	"	"	"
Maquereau.....	543.674	26.284	72.906	9.420	"
Merlan.....	394.544	473.756	9.760	23.397	"
Sardine.....	2.289.230 M	16.241 M	3.207.555 M	29.472 M	"
Sprat.....	1.372	"	"	"	"
Anchois.....	"	265.257	4.056	"	"
Thon blanc.....	"	"	495	"	"
Thon rouge.....	35	27.666	"	"	"
Squales et chiens.....	390.148	78.272	"	35 808	"
H. mard.....	97.731	10.745	125	3.412	"
Langouste.....	36.193	3.404	723	1.983	"
Langouste de Mauritanie.....	161.991	"	"	"	"
Poissons divers.....	3.712.383	2.553.280	331.469	548.823	2.382.799
Crustacés divers.....	989.697	59.670	165.682	"	"

DISTRIBUTION DES LIEUX DE PÊCHE

(Convention Internationale)



DÉSIGNATION DES PRODUITS PÊCHÉS.	DÉSIGNATION DES RÉGIONS.			
	XI A.	XIII.		
Morue.....	"	"		
Eglefin ou anon.....	"	"		
Merlu.....	"	12.667		
Turbot et barbue.....	"	4.414		
Dorade.....	31.670	2.600		
Plie.....	"	11.394		
Sole.....	"	37.380		
Congre.....	175	47.831		
Kaie.....	2.195	109.575		
Mulet.....	350	127.075		
Bar.....	"	7.303		
Hareng.....	"	"		
Maquereau.....	"	330.536		
Merlan.....	75	168.444		
Sardine.....	"	629.247 M		
Sprat.....	"	2.817		
Anchois.....	"	398.219		
Thon blanc.....	"	7.123		
Thon rouge.....	"	390.644		
Squales et chiens.....	"	19.552		
Homard.....	"	210		
Langouste.....	"	38.554		
Langouste de Mauritanie.....	765	"		
Poissons divers.....	3.783.601	3.303.605		
Crustacés divers.....	"	4.564		

2^e SEMESTRE 1942.

DÉSIGNATION DES PRODUITS PÊCHÉS.	DÉSIGNATION DES RÉGIONS.			
	XIII A.			
Morue.....	"			
Eglefin ou ânon.....	"			
Merlu.....	"			
Turbot et barbue.....	"			
Dorade.....	300			
Plie.....	"			
Sole.....	"			
Congre.....	8.905			
Raie.....	15.392			
Mulet.....	27.255			
Bar.....	"			
Hareng.....	"			
Maquereau.....	"			
Merlan.....	"			
Sardine.....	34.500 M			
Sprat.....	"			
Anchois.....	20.000			
Thon blanc.....	1.880			
Thon rouge.....	1.383			
Squales et chiens.....	9.358			
Homard.....	460			
Langouste.....	58.048			
Langouste de Mauritauié.....	"			
Poissons divers.....	198.552			
Crustacés divers.....	"			

1^{er} SEMESTRE 1943.

DÉSIGNATION DES PRODUITS PÊCHÉS.	DÉSIGNATION DES RÉGIONS.				
	IV A.	VII A.	VII B.	VII C.	VII D.
Morue.....	23.401	"	9.025	5.613	3.775
Eglefin ou anon.....	"	35.125	"	"	"
Merlu.....	"	"	"	"	"
Turbot et barbue.....	576	786	9.369	1.100	4.592
Dorade.....	"	"	"	"	110
Plie.....	433.963	52.244	493.852	256.196	431.164
Sole.....	5.686	8.107	16.406	3.900	9.328
Congre.....	66	16.571	30	46	4.079
Raie.....	6.073	48.102	31.924	3.000	118.390
Mulet.....	"	5.630	"	"	1.143
Bar.....	"	1.837	49	68	220
Hareng.....	7.133.625	3.822	401	1.475	"
Maquereau.....	"	63.138	960	"	3.633.989
Merlan.....	7.448	1.301	125.390	50.290	41.925
Sardine.....	"	203 M	"	"	"
Sprat.....	1.252	"	289.805	"	3.820
Anchois.....	"	"	"	"	"
Thon blanc.....	"	"	"	"	"
Thon rouge.....	"	"	"	"	"
Squales et chiens.....	322	25.731	8.966	4.500	7.541
Homard.....	"	19.482	"	"	2.792
Langouste.....	"	"	"	"	"
Langouste de Mauritanie.....	"	"	"	"	"
Poissons divers.....	373.643	135.689	335.684	65.756	3.024.730
Crustacés divers.....	"	152.377	"	"	13.460

DÉSIGNATION DES PRODUITS PÊCHÉS.	DÉSIGNATION DES RÉGIONS.				
	V.I E.	VII B.	VII K.	VIII A.	VIII B.
Morue	"	"	"	"	"
Eglefin ou ânon	"	"	"	830	"
Merlu	"	"	171.896	2.679.704	557.799
Turbot et barbue	140	5.065	"	69.763	15.118
Dorade	"	"	"	264.536	447
Plie	2.642	74	520	119.918	37.119
Sole	148	30	5.923	104.313	247.030
Congre	2.891	8.950	"	234.794	21.055
Raie	5.246	30.615	16.539	852.859	558.084
Mulet	2.045	"	"	12.150	4.398
Bar	470	"	"	4.642	419
Hareng	1.086	1.896.010	5.098	20.676	"
Maquereau	79.349	"	53.724	460.232	37.601
Merlan	450	"	"	453.639	571.369
Sardine	386 M	686.850 M	"	471.571 M	1.966.144 M
Sprat	5	409.430	"	14	"
Anchois	"	"	"	"	142.742
Thon blanc	"	"	"	61.017	"
Thon rouge	"	"	"	111	3.349
Squales et chiens	7.031	1.930	"	595.363	100.669
Homard	10.703	"	5.673	68.866	2.672
Langouste	30.914	"	6.937	79.232	6.339
Langouste de Mauritanie	"	"	"	68.489	"
Poissons divers	92.573	"	91.262	4.018.226	2.894.569
Crustacés divers	18.278	"	129.352	887.582	112.079

DÉSIGNATION DES PRODUITS PÊCHÉS.	DÉSIGNATION DES RÉGIONS.			
	VIII C.	VIII D.	VIII E.	XIII.
Morue.....	"	"	"	"
Eglefin ou ànon.....	"	"	"	"
Merlu.....	725.100	"	810	2.263
Turbot et barbue.....	320	"	35	3.203
Dorade.....	"	165.000	"	5.456
Plie.....	3.748	245.000	2.695	1.202
Sole.....	1.746	"	1.330	3.101
Congre.....	"	"	2.683	15.857
Raie.....	26.167	345.000	31.238	49.064
Mulet.....	9.012	"	720	49.164
Bar.....	4.024	"	"	3.451
Hareng.....	"	"	"	"
Maquereau.....	9.244	"	4.500	38.929
Merlan.....	9.585	"	2.920	24.760
Sardine.....	883 M	"	4.770	547.033 M
Sprat.....	"	"	"	750
Anchois.....	"	"	"	27.794
Thon blanc.....	"	"	"	1.330
Thon rouge.....	"	"	"	117.394
Squales et chiens.....	7.530	"	297	645
Homard.....	425	"	"	933
Langouste.....	742	"	"	32.270
Langouste de Mauritanie.....	"	"	"	"
Poissons divers.....	998.514	"	9.799	627.205
Crustacés divers.....	153.759	"	170.321	134.704