
Geographical variation in sound production in the anemonefish *Amphiprion akallopisos*

E. Parmentier^{1, *}, J.P. Lagardère², P. Vandewalle¹, M.L. Fine³

¹Laboratoire de Morphologie Fonctionnelle et Evolutive, Institut de Chimie, Université de Liège, Bâtiment B6, 4000 Liège, Belgium

²CREMA-L'Houmeau (CNRS-Ifremer), BP 5, 17137 L'Houmeau, France

³Department of Biology, Virginia Commonwealth University, Richmond, VA 23284-2012, USA

*: Corresponding author : E. Parmentier, email address : e.parmentier@ulg.ac.be

Abstract:

Because of pelagic-larval dispersal, coral-reef fishes are distributed widely with minimal genetic differentiation between populations. *Amphiprion akallopisos*, a clownfish that uses sound production to defend its anemone territory, has a wide but disjunct distribution in the Indian Ocean. We compared sounds produced by these fishes from populations in Madagascar and Indonesia, a distance of 6500km. Differentiation of agonistic calls into distinct types indicates a complexity not previously recorded in fishes' acoustic communication. Moreover, various acoustic parameters, including peak frequency, pulse duration, number of peaks per pulse, differed between the two populations. The geographic comparison is the first to demonstrate 'dialects' in a marine fish species, and these differences in sound parameters suggest genetic divergence between these two populations. These results highlight the possible approach for investigating the role of sounds in fish behaviour in reproductive divergence and speciation.

Keywords: sound production; Pomacentridae; geographic variation; dialect; speciation

Introduction

Changes in behaviour can be a stage leading to speciation (Mayr 1989). A change in communication signals provides a prezygotic isolating system in which receivers are the selective force on the evolution of the signal (Higgins & Waugaman 2004). Geographical variation in acoustic signals occurs in numerous taxa including insects (Simmons et al. 2001; Higgins & Waugaman 2004), frogs (Cocroft & Ryan 1995), birds (Grant & Grant 1996; Slabbekoorn & Smiths 2002) and mammals (Peters & Tonkin-Leyhausen 1999; Bazua-Duran & Au 2004). In birds and mammals, geographic variation in repertoires has been attributed to adaptations to different environmental properties (Bjorgesæter & Ugland 2004). Local dialects may also lead to reproductive divergence and potentially to speciation. In birds, geographic variation in repertoires has been partly attributed to genetic differences in populations (Baker & Cunningham 1985; Catchpole & Slater 1995).

Little has been published on behavioural and geographic variation in sound production in fishes (Mann & Lobel 1998). Geographic variation in fish sounds were examined in the toadfish *Opsanus tau*, which has no pelagic dispersal stage; its boatwhistle advertisement call varies seasonally and with location (Fine 1978a,b). In the damselfish *Dascyllus albisella*, two populations separated by 1000km (Hawaii-Johnston atoll) had similar call parameters (pulse rate, interpulse interval, dominant frequency and frequency envelope; Mann & Lobel 1998). A borderline difference in pulse duration was likely due to cancellation effects from reflection and not intrinsic to sounds. Similarity is reinforced by the lack of genetic difference between the populations of *D. albisella* in these regions (McCafferty et al. 2002).

Absence of variation is likely due to the dispersive ability of the coral-reef larvae (Leis 1991, 2002). Larval dispersal is dependent on the duration of larval life, current strength and direction, swimming behaviour and the mortality rates of the larvae (Munro & Williams 1985). Support for widespread, long-range dispersal of Pacific reef fishes is derived from genetic studies. A number of pomacentrid species have no significant allelic variation, even in populations separated by as much as 3000km (Shaklee 1984; Nelson et al. 2000). However, a significant allelic differentiation occurs in *Amphiprion clarkii* over a 1500km range in Japan (Bell et al. 1982), in *Amphiprion ocellaris* in the Indo-Malayan region (Nelson et al. 2000), but not in *Amphiprion melanopus* over a 1000km range on the Great Barrier Reef. In the latter case, genetic homogeneity could be due to the absence of barrier, i.e. along the reef.

Damselfishes are prolific callers that produce a wide variety of sounds (Myrberg 1972; Mann & Lobel 1998), a behaviour pattern also shared by at least 10 species of anemonefish (Takemura 1983; Chen & Mok 1988; Lagardère et al. 2003). These fishes produce aggressive and courtship sounds that differ in the number of pulses, pulse duration and dominant frequency. Additionally, males can produce a grunt sound, which consists of many irregularly, spaced pulses, after a female enters his nest (Myrberg 1972; Kenyon 1994; Mann & Lobel 1998). 'Pops' and 'chirps' are produced during agonistic interactions between conspecifics or heterospecifics (Luh & Mok 1986; Myrberg et al. 1986).

The sounds of *Amphiprion akallopisos* from Indonesia have been briefly described (Lagardère et al. 2003). The fish lives in groups consisting of a large breeding female, a breeding male and a number of non-breeding males (Fricke 1979). The female develops from a breeding male that changes sex, and she defends a territory and controls potential mates. An opportunity arose to record this species on the west coast of Madagascar, a distance of 6500km from Indonesia. Because of the large distance of open ocean between the habitats (figure 1), we hypothesized that acoustic signals from the two populations would vary geographically.

1. Materials and methods

(a) Madagascar

Ten *A. akallopisos* (male total length (TL): 3.5-4.5cm and female TL: 6.2-7.4cm) were collected by scuba diving in the lagoon in front of Tulear (Mozambic canal, west coast of Madagascar). The anemone host (*Heteractis magnifica*) was carefully removed from its support and placed in a bucket, and the *Amphiprion* couple followed its host. Host and fish were stored in a community tank (3.50×0.7×0.2m) with running seawater. Recordings were made in a smaller tank (1×0.5×0.6m). The host and the anemonefish pair were placed in the centre of the tank, and a second pair of clownfish was introduced after 15min. Sounds were recorded for 15min., after which the intruder couple was removed and replaced in the community tank until the following session.

Sounds were recorded with an Orca hydrophone (sensitivity: -186dB re 1V^{1μ}Pa⁻¹) connected via an Orca-made amplifier (ORCA Instrumentation, France) to a mini-disc recorder (JVC, XM-228BK). This system has a flat frequency response range (± 3 dB) between 10Hz and 23.8kHz. The hydrophone was placed above the sea anemone.

(b) Indonesia

Twelve *A. akallopisos* from Indonesia were held in an aquarium (3.5×1.75×1.4m) at La Rochelle, France where they colonized two *Heteractis crispa* sea anemones (for further information, see Lagardère et al. 2003).

Sounds were recorded with a HTI 16400 hydrophone coupled with a preamplifier and connected to a mini-disc recorder (SONY, MZ-R37SP) or a Sony TCD-D8 digital audio tape-recorder (recording band with: 20-22000Hz ± 1.0 dB). Sounds were recorded when other fishes approached the sea anemone. Although the methodology is not exactly the same, sounds were recorded in both experiments when the fish defends its territory, the sea anemone.

(c) Sound analysis

Sounds were digitized at 44.1kHz (16 bit resolution) and analysed with AVISSOFT-SAS LAB PRO 4.33 software (1024 point Hanning windowed fast fourier transform (FFT)). The resonant frequency of the tank was calculated as 2560kHz using an equation from Akamatsu et al. (2002), and a low-pass filter of 2.56kHz was applied for the sounds of Madagascar. Temporal features were measured from the oscillograms and frequency parameters were obtained from power spectra (filter bandwidth 300Hz, FFT size 256 points, time overlap 96.87% overlap, and a Flat top window). The following parameters were measured: duration in ms; number of pulses in a series; pulse period in ms (measured as the average peak to peak interval between consecutive pulse units in the series); number of peaks in a pulse and dominant frequency (see also figure 2).

A *t*-test was used to compare data between Indonesian and Madagascan fishes, and a one-way ANOVA followed by a Tukey's test compared parameters in Madagascar sounds.

2. Results

Sound production occurred when other fishes entered the territory (the sea anemone) defended by the pair of clownfish. Since the small male usually remained stationary in the sea anemone tentacles, sounds were likely produced by the female who displayed charge and chase when another specimen approached the host. Three different sound types were identified in the Madagascar fish and two in the Indonesian group. Madagascar fish produced chirps and both groups produced two types of pops, designated as short pops (SPs) and long pops (LPs).

(a) Madagascar sounds

(i) Chirp

Chirps had an average duration of 89 ms and contained 5–12 pulses (table 1; figure 2). Pulse period averaged 11.2 ms and pulse durations ranged from 1.7 to 4.8 ms (table 1; figure 2). Pulses were composed of two or three cycles and damped rapidly (figure 2c). Peak frequency was 665 Hz and most sound energy ranged from about 350 to 1600 Hz.

(ii) Pops

Both Pop pulses were longer, contained more cycles and presented a lower dominant frequency than chirp pulses ($F_{2,313}=588$, $p<0.0001$; figure 3).

Short pops

Short pops (SP) occurred as single or multiple pulses (2–15) with a period of 57–98 ms (table 1; figure 3; 57.3 ± 3.3 ms, n=12). Pulses consisted of 5–10 peaks (table 1; figure 3; 7.6 ± 1.1 ms, n=52; table 1, figures 3 and 4) and varied in duration from 7 to 10 ms (table 1; figure 4; 8.1 ± 1.0 ms, n=52; table 1, figure 4). Most sound energy ranged from 700 to 2600 Hz with an average peak frequency of 1096 Hz (figure 4).

Long pops

LPs also consisted of a pulse or a train of 2-15 pulses, but they had a greater number of cycles per pulse ($\bar{X} = 10.8 \pm 0.2$, $t=7.3$, $d.f.=196$, $p<0.0001$), a longer duration and a lower peak frequency ($\bar{X} = 875 \pm 11$, $t=8.9$, $d.f.=196$, $p<0.0001$) than SPs (table 1, figures 3 and 4). Pulse periods were between 20 and 90ms, and its average (51.3 ± 20 ms, $n=65$) was lower than in SPs ($t=2.7$, $d.f.=74$, $p<0.001$). Most sound energy ranged from 200 to 2500Hz with a peak frequency of 875 ± 11 Hz (table 1, figure 4).

LPs were divided into two subgroups: LP1 and LP2 (figure 4; table 2). The position of both types of LP pulses in a train was highly variable with no obvious order. Pulse duration was similar in both sounds. LP1 had a greater number of peaks per pulse ($t=3.61$, $d.f.=89$, $p<0.001$) although there was considerable overlap (figure 3b). Peak frequency exhibited almost a complete separation being higher in LP1 ($t=15$, $d.f.=89$, $p<0.001$) than in LP2 (table 2; figure 4). Oscillograms of LP2 sounds also possessed doubled peaks indicative of high frequency energy (figure 4).

(b) Indonesia

Indonesian sounds were compared with those of Madagascar.

(i) Chirp

No chirps were recorded in Indonesian fishes.

(ii) Short pops

Short pops from both localities had similar waveforms, peak frequencies and pulse periods (table 1; figure 4). However, the pulse duration in Madagascar was longer (8.1 versus 7.4ms, $t=3.5$, $d.f.=87$, $p=0.0006$), but number of peaks per pulse was higher in Indonesia (8.2 versus 7.6, $t=2.4$, $d.f.=87$, $p=0.015$).

(iii) Long pops

LP sounds as a group and, LP1s and LP2s of both localities had similar pulse durations (table 1). The pulse period was higher in Indonesia ($t=3.5$, $d.f.=94$, $p=0.006$). However, the number of peaks and the peak frequencies were lower in Indonesia LPs, LP1 and LP2 (table 1).

3. Discussion

The vocal repertoire of *A. akallopisos* is larger than previously reported (Lagardère et al. 2003), including three different call types, one of which was further subdivided. Madagascar chirps correspond to chirps described for other damselfish (Amorim 1996). This type of sound is multiply pulsed with shorter pulses and periods, and lower dominant frequencies (respectively, 3ms, 11.2ms and 665Hz in this study) than in pops. The waveforms as well as the longer pulses and higher frequencies of short pops (8.1ms and 1056Hz) separate them from long pops (12.8ms and 875Hz). Pops are generally made of single pulses, which can be repeated in long encounters (Myrberg 1972). The pulse period of pops is longer than for chirps (ca. 50-70 versus 11.2ms in this study). Moreover, long pops have been subdivided for the first time into two groups (LP1 and LP2, table 2) on the basis of number of peaks per pulse and peak frequency. Interestingly, SPs, LP1s and LP2s were not produced in a fixed order. The significance of these different calls remains to be established. In addition to identification of species, sex (and maturity) or size, multiple call types may carry information about motivation, dominance status, fitness or be an adaptation to inhibit habituation. Differentiation of agonistic calling into four distinct types indicates a complexity not previously recorded in fish acoustic communication (e.g. Fine et al. 1977).

Much of the biogeography and evolution of Pacific reef fish species have been interpreted on the assumption of wide dispersal via ocean currents, particularly for those with long pelagic-larval stages (Nelson et al. 2000). Regional populations, even when separated by large geographical distances (up to 3000km), exhibit little or no genetic differentiation (Nelson et al. 2000). Small heterogeneities in allele frequencies were however observed in two populations of *A. melanopus* separated by a distance of 1000km of open water (Doherty et al. 1995). This heterogeneity was also reflected in the colour pattern of this species. As a whole, these studies indicate that geographic variation depends on different factors including current strength, larval dispersion abilities, swimming behaviour (Leis 1991, 2002) and the presence of stepping stones (Doherty et al. 1995). However, genetic studies have shown that larval duration does not necessarily affect geographic structure in coral-reef fishes in French Polynesia (Bernardi et al. 2001; Fauvelot & Planes 2002; Fauvelot et al. 2003). According to museum records, *A. akallopisos* is not found along the coast of India, in Sri Lanka or in the Maldives islands (Froese & Pauly 2004). The large gap (figure 1) between the two populations (East Africa and Indonesia) correlates with the observed difference in the sounds.

This study is the first to report geographic variation in sounds of a coral-reef fish species. In frogs, birds and mammal, geographic variations in sounds are considered prezygotic isolating mechanisms leading to speciation (Cocroft & Ryan 1995; Grant & Grant 1996; Slabbekoorn & Smiths 2002). However, since the two populations in this study appear to be reproductively isolated, differences may result from genetic drift or selection for some other purpose on the sound producing mechanism. Temporal characteristics and pulse grouping patterns are believed to be important in species recognition in fishes, and could then play an important role in speciation.

In the damselfish *D. albisella*, two populations separated by 1000km have similar calls except for a possible minor difference in pulse duration attributed to the environment (Mann & Lobel 1998). In *A. akallopisos*, differences occur in the number of peaks per pulse and peak frequency in all pops as well as in pulse duration in short pops. Pulse duration is the most variable parameter in underwater sound analysis because it can be affected by noise, attenuation and reflection of the

signal. Therefore similar pulse durations in the LPs allow us to exclude abiotic parameters as a cause of geographic variation. The only other fish study dealing with a variation of dialect was conducted in the estuarine toadfish *O. tau*, a polygynous species with male parental care and no pelagic dispersal stage. Variations in call duration and fundamental frequency were recorded in the field, along the Atlantic coast of North America (Fine 1978a) and from sounds evoked by electrical stimulation of the brain (Fine 1978b). The latter study avoids variation due to abiotic characters, and confirms that the dialects can be supported by anatomical structures and output of central pattern generator. In adjacent estuaries, the toadfish populations are likely to exhibit a high degree of reproductive isolation in contrast to the case in coral-reef fishes.

Although this study examined agonistic sounds in defence of an anemone territory, the results suggest a shift in sound parameters that could also reflect a possible role in reproductive divergence and speciation. More studies are needed to determine which factors influence the geographic variation of sounds. Genetic studies provide a baseline for interpreting differences. However, geographic variation could be an adaptation to abiotic conditions (e.g. different acoustic environment with variability in the ambient noise) and/or biotic conditions. Rice & Lobel (2004) proposed the possibility that the pharyngeal jaw apparatus is used in sound production. If this interpretation is correct, dietary modifications could be linked to changes in sound parameters.

Acknowledgements

The authors would like to thank J.M. Ouin and his Aqua-Lab team (Institut Halieutique et des Sciences Marines, Tuléar University) for helping to collect fishes and the institute for providing hospitality and laboratory facilities. We thank also P. and R. Coutant, and P. Morinière for helping during the recordings in the Aquarium of La Rochelle. D. Lepièce (FUNDP) helped with the sound file acquisition. This work is supported by grant no. 2.4574.01. and by 'Bourse de séjour scientifique' no. 2.4558.03 from 'Fonds National de la Recherche Scientifique de Belgique'.

References

- Akamatsu, T., Okumura, T., Novarini, N. & Yan, H.Y. 2002 Empirical refinements applicable to the recording of fish sounds in small tanks. *J. Acoust. Soc. Am.* **112**, 3073-3082.
- Amorim, M.C.P. 1996 Sound production in the blue-green damselfish, *Chromis viridis* (Cuvier, 1830) (Pomacentridae). *Bioacoustics* **6**, 265-272.
- Baker, M.C. & Cunningham, M.A. 1985 The biology of bird-song dialects. *Behav. Brain Sci.* **8**, 85-133.
- Bazua-Duran, C. & Au, W.W.L. 2004 Geographic variations in the whistles of spinner dolphins (*Stenella longirostris*) of the Main Hawaiian Islands. *J. Acoust. Soc. Am.* **116**, 3757-3769.
- Bell, L.J., Meyer, J.T. & Numach, K. 1982 Morphological and genetic variation in Japanese populations of the anemone fish (*Amphiprion clarkii*). *Mar. Biol.* **72**, 99-108.
- Bernardi, G., Holbrook, S.J. & Schmitt, R.J. 2001 Gene flow at three spatial scales in a coral reef fish, the three-spot dascyllus, *Dascyllus trimaculatus*. *Mar. Biol.* **138**, 457-465.
- Bjorgesaeter, A. & Ugland, K.I. 2004 Geographic variation and acoustic structure of the underwater vocalization of harbor seal (*Phoca vitulina*) in Norway, Sweden and Scotland. *J. Acoust. Soc. Am.* **116**, 2459-2468.

Catchpole, C.K. & Slater, P.J.B. 1995 Bird song: biological themes and variations. Cambridge, UK: Cambridge University Press.

Chen, K.C. & Mok, H.K. 1988 Sound production in the anemonefishes, *Amphiprion clarkii* and *A. frenatus* (Pomacentridae), in captivity. *Jpn. J. Ichthyol.* **35**, 90-97.

Cocroft, R.B. & Ryan, M.J. 1995 Patterns of advertisement call evolution in toads and chorus frogs. *Anim. Behav.* **49**, 283-303.

Doherty, P.J., Planes, S. & Mather, P. 1995 Gene flow and larval duration in seven species of fish from the Great Barrier Reef. *Ecology* **76**, 2373-2391.

Fauvelot, C. & Planes, S. 2002 Understanding origins of present day genetic structure in marine fish: biologically or historically driven patterns?. *Mar. Biol.* **141**, 773-788.

Fauvelot, C., Bernardi, G. & Planes, S. 2003 Reductions in the mitochondrial DNA diversity of coral reef fish provide evidence of population bottlenecks resulting from Holocene sea-level change. *Evolution* **57**, 1571-1583.

Fine, M.L. 1978a Seasonal and geographical variation of the mating call of the oyster toadfish *Opsanus tau* L. *Oecologia* **36**, 45-57.

Fine, M.L. 1978b Geographical variation in sound production evoked by brain stimulation in the oyster toadfish. *Naturwissenschaften* **65**, 493.

Fine, M.L., Winn, H.E. & Olla, B.L. 1977 Communication in fishes. *How animals communicate* (ed. Seboek, T.A.), pp. 472-518, Bloomington and London: Indiana University press.

Fricke, H.W. 1979 Mating system, resource defense and sex change in the anemonefish *Amphiprion akallopisos*. *Z. Tierpsychol.* **50**, 313-326.

2004 *FishBase*, World Wide Web electronic publication. www.fishbase.org, version (10/2004).

Grant, B.R. & Grant, P.R. 1996 Cultural inheritance of song and its role in the evolution of Darwin's finches. *Evolution* **50**, 2471-2487.

Higgins, L.A. & Waugaman, R.D. 2004 Sexual selection and variation: a multivariate approach to species-specific calls and preferences. *Anim. Behav.* **68**, 1139-1153.

Kenyon, T.N. 1994 The significance of sound interception to males of the bicolor damselfish, *Pomacentrus partitus*, during courtship. *Environ. Biol. Fishes* **40**, 391-405.

Lagardère, J.P., Fonteneau, G., Mariani, A. & Morinière, P. 2003 Les émissions sonores du poisson-clown mouffette *Amphiprion akallopisos*, Bleeker 1853 (Pomacentridae), enregistrées dans l'aquarium de la Rochelle. *Ann. Soc. Sci. Nat. Charente-Marit.* **9**, 281-288.

Leis, J.M. 1991 The pelagic stages of reef fishes: the larval biology of coral reef fishes. *The ecology of fishes on coral reefs* (ed. Sale, P.F.), pp. 183-227, San Diego: Academic Press.

Leis, J.M. 2002 Pacific coral-reef fishes: the implications of behaviour and ecology of larvae for biodiversity and conservation, and a reassessment of the open population paradigm. *Environ. Biol. Fishes* **65**, 199-208.

- Luh, H.K. & Mok, H.K. 1986 Sound production in the domino damselfish, *Dascyllus trimaculatus* (Pomacentridae) under laboratory conditions. *Jpn. J. Ichthyol.* **33**, 70-74.
- Mann, D.A. & Lobel, P.S. 1998 Acoustic behavior of the damselfish *Dascyllus albisella*: behavioral and geographic variation. *Environ. Biol. Fishes* **51**, 421-428.
- Mayr, E. 1989 Histoire de la Biologie. Diversité, évolution et hérédité. Paris: Fayard.
- McCafferty, S., Bermingham, E., Quenouille, B., Planes, S., Hoelzer, G. & Asoh, K. 2002 Historical biogeography and molecular systematics of the Indo-Pacific genus *Dascyllus* (Teleostei: Pomacentridae). *Mol. Ecol.* **11**, 1377-1392.
- Munro, J.L. & Williams, D.M. 1985 Assessment and management of coral reef fisheries: biological, environmental, and socio-economic aspects. *Proc. Fifth Int. Coral Reef Congr., Tahiti* **4**, 544-578.
- Myrberg, A.A., Jr 1972 Ethology of the bicolor damselfish *Eupomacentrus partitus* (Pisces: Pomacentridae): a comparative analysis of laboratory and field behaviour. *Anim. Behav. Monogr.* **5**, 197-283.
- Myrberg, A.A., Jr, Mohler, M. & Catala, J. 1986 Sound production by males of a coral reef fish (*Pomacentrus partitus*): its significance to females. *Anim. Behav.* **34**, 913-923.
- Nelson, J.S., Hoddell, R.J., Chou, L.M., Chan, W.K. & Phang, V.P.E. 2000 Phylogeographic structure of false clownfish, *Amphiprion ocellaris*, explained by sea level changes on the Sunda shelf. *Mar. Biol.* **37**, 727-736.
- Peters, G. & Tonkin-Leyhausen, B.A. 1999 Evolution of acoustic communication signals of mammals: friendly close-range vocalizations in Felidae (Carnivora). *J. Mammal. Evol.* **6**, 129-159.
- Rice, A.N. & Lobel, P.S. 2004 The pharyngeal jaw apparatus of the Cichlidae and Pomacentridae: function in feeding and sound production. *Rev. Fish Biol. Fish.* **13**, 433-444.
- Shaklee, J.B. 1984 Genetic variation and population structure in the damselfish, *Stegastes fasciolatus*, throughout the Hawaiian Archipelago. *Copeia* **1984**, 629-640.
- Simmons, L.W., Zuk, M. & Rotenberry, J.T. 2001 Geographic variation in female preference functions and male songs of the field cricket *Teleogryllus oceanicus*. *Evolution* **55**, 1386-1394.
- Slabbekoorn, H. & Smiths, T.B. 2002 Bird song, ecology and speciation. *Phil. Trans. R. Soc. B* **357**, 493-503 (doi:10.1098/rstb.2001.1056).
- Takemura, A. 1983 Acoustic behavior of clownfishes (*Amphiprion* spp.). *Bull. Fac. Fish. Nagasaki Univ.* **54**, 21-27.

Figures

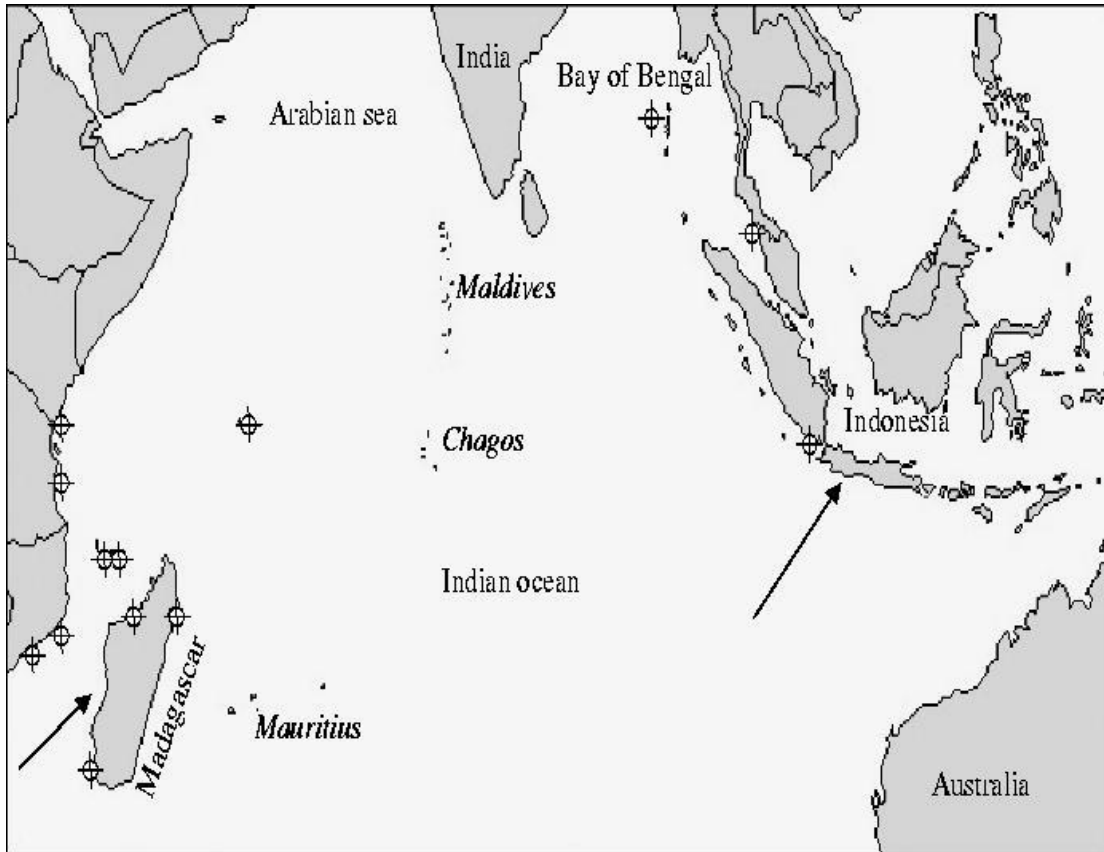


Figure 1
Distribution of *Amphiprion akallopisos* specimens. Circles are localizations given in Froese & Pauly (2004); arrows correspond to the localizations of the specimens used in this study.

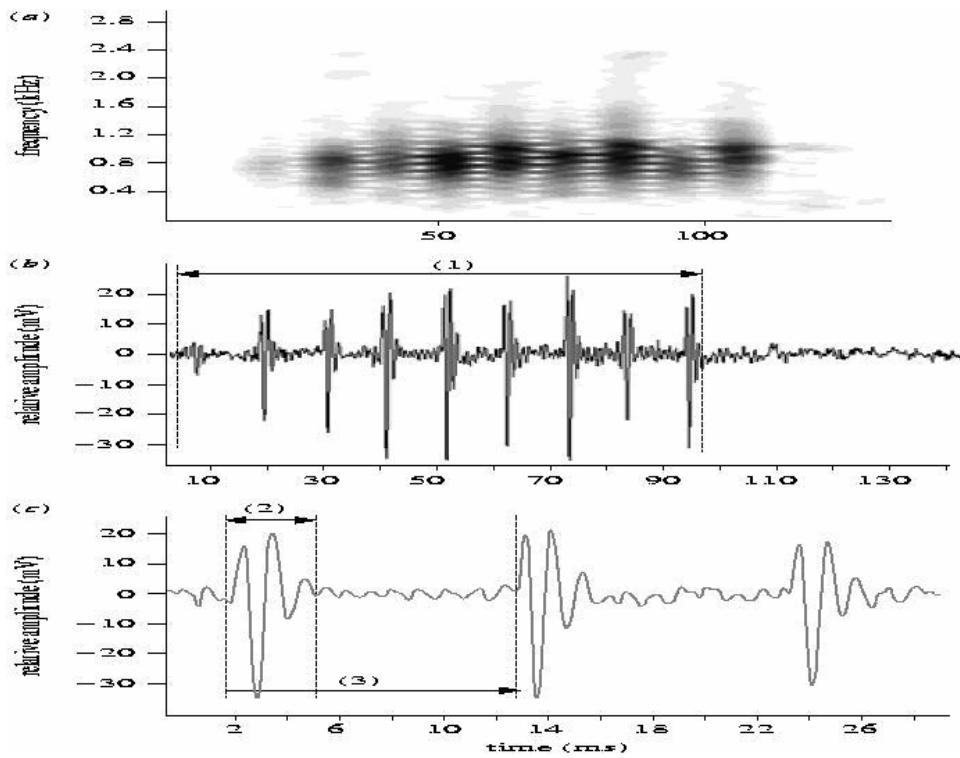


Figure 2
 Oscillograms (a) and (b) and sonograms (c) of chirps produced by *Amphiprion akallopisos* from Madagascar. Characteristics measured in the signal: (1) train duration, (2) pulse length, (3) pulse period.

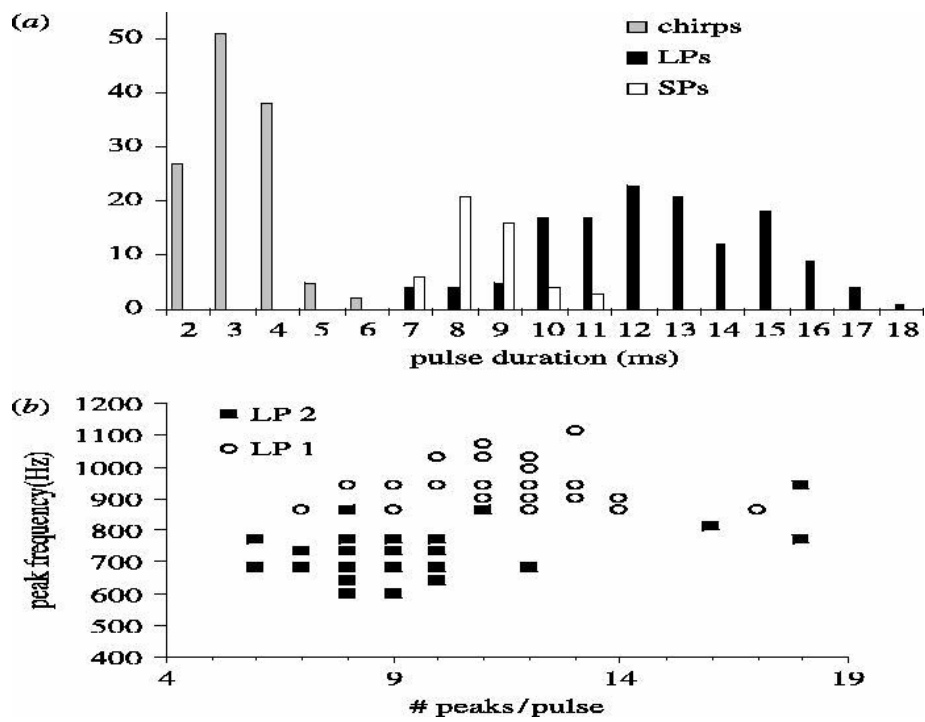


Figure 3
 Frequency distribution of the number of peaks in a pulse in the three different sounds in Madagascar (a) and comparison of the number of peaks in LP1s (open circles) and LP2s (filled squares) distribution in relation to the peak frequency (b).

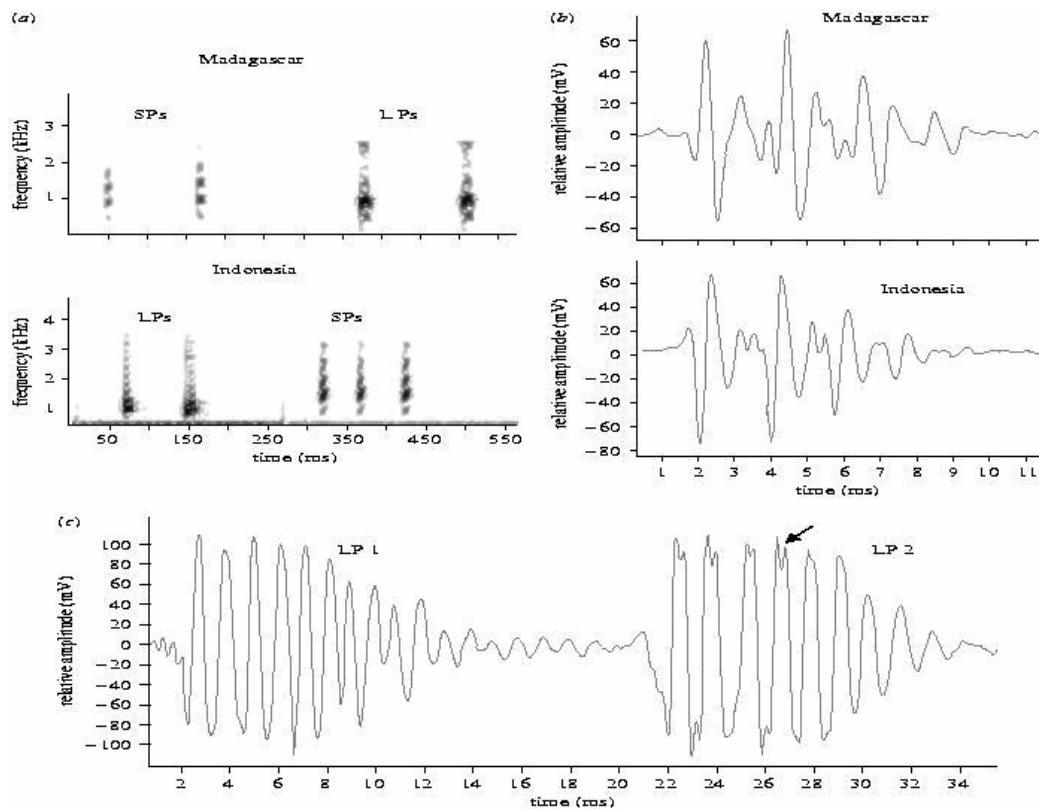


Figure 4
Amphiprion akallopisos. (a) Sonograms of the pops produced in Madagascar and Indonesia. (b) Oscillograms of short pops from Madagascar and Indonesia and of (c) the two type of long pops (LP1 and LP2) produced in Madagascar. SPs: short pops, LPs: long pops, arrow indicates the double peaks characteristic of LP2 in Madagascar clownfish.

	Madagascar		Indonesia		<i>p</i> -value
	mean \pm s.e.	<i>n</i>	mean \pm s.e.	<i>n</i>	
<i>chirp</i>					
train duration (ms)	89 \pm 4.1	47			
no. of pulses per train	8.7 \pm 0.35	46			
pulse length (ms)	3 \pm 0.07	117			
peak frequency (Hz)	665 \pm 11	124			
no. of peaks per pulse	2.6 \pm 0.05	115			
pulse period	11.2 \pm 0.13	257			
<i>short pop</i>					
pulse duration (ms)	8.1 \pm 0.1	52	7.4 \pm 0.1	37	0.0006*
no. of peaks per pulse	7.6 \pm 0.1	52	8.2 \pm 0.2	37	0.0149*
peak frequency (Hz)	1096 \pm 26	52	1088 \pm 26	37	0.8388
<i>long pop</i>					
pulse duration (ms)	12.8 \pm 0.2	146	12.1 \pm 0.4	61	0.164
no. of peaks per pulse	10.8 \pm 0.2	146	8.1 \pm 0.2	61	<0.0001*
peak frequency (Hz)	875 \pm 11	146	633 \pm 10	61	<0.0001*
<i>long pop 1</i>					
pulse duration (ms)	13.3 \pm 0.8	46	11.7 \pm 0.7	31	0.1746
no. of peaks per pulse	11.7 \pm 0.8	46	8.9 \pm 0.7	31	0.0142*
peak frequency (Hz)	896 \pm 28	46	655 \pm 30	31	<0.0001*
<i>long pop 2</i>					
pulse duration (ms)	12.8 \pm 0.4	48	12.7 \pm 0.5	33	0.8311
no. of peaks per pulse	9.1 \pm 0.3	48	7.8 \pm 0.3	33	0.0082*
peak frequency (Hz)	724 \pm 9	48	572 \pm 8	33	<0.0001*

Table 1
Amphiprion akallopisos.

	LP1s		LP2s		<i>p</i> -value
	mean \pm s.e.	<i>n</i>	mean \pm s.e.	<i>n</i>	
<i>Madagascar</i>					
pulse duration (ms)	12.8 \pm 0.5	43	12.8 \pm 0.4	48	0.9451
no. of peaks per pulse	11.4 \pm 0.4	43	9.4 \pm 0.4	48	0.0005*
peak frequency (Hz)	934 \pm 10	43	724 \pm 9	48	<0.0001*
<i>Indonesia</i>					
pulse duration (ms)	11.4 \pm 0.5	28	12.7 \pm 0.5	33	0.1268
no. of peaks per pulse	8.4 \pm 0.3	28	7.8 \pm 0.3	33	0.1666
peak frequency (Hz)	699 \pm 5	28	572 \pm 8	33	<0.0001*

Table 2
Amphiprion akallopisos.