

STATISTIQUE

DES

PÊCHES MARITIMES

ANNÉE 1921

RÉPUBLIQUE FRANÇAISE

MINISTÈRE DES TRAVAUX PUBLICS

SOUS-SECRETARIAT D'ÉTAT
DES PORTS, DE LA MARINE MARCHANDE ET DES PÊCHES

SERVICE DES PÊCHES MARITIMES. — BUREAU DES QUESTIONS ÉCONOMIQUES
CONCERNANT LES PÊCHES MARITIMES ET ENCOURAGEMENTS AUX PÊCHES

STATISTIQUE

DES

PÊCHES MARITIMES

ANNÉE 1921



PARIS

IMPRIMERIE NATIONALE

1924

STATISTIQUE
DES
PÊCHES MARITIMES

ANNÉE 1921.

I

RENSEIGNEMENTS GÉNÉRAUX.

RAPPORT AU SOUS-SECRÉTAIRE D'ÉTAT
AU MINISTÈRE DES TRAVAUX PUBLICS
CHARGÉ DES PORTS, DE LA MARINE MARCHANDE
ET DES PÊCHES.

J'ai l'honneur de remettre au Sous-Secrétaire d'État les statistiques des pêches maritimes, de la mytiliculture et de l'ostréiculture pour l'année 1921.

Les remarques que comportent ces statistiques sont les suivantes :

1° *Matériel.*

En 1920, le nombre des navires de pêche était de 20,650, il est de 21,440 en 1921.

Au cours de l'année 1921, c'est le nombre des bateaux à propulsion mécanique qui a augmenté dans les plus fortes proportions. En 1920, nos pêcheurs employaient 689 de ces bateaux ayant un tonnage global

de 3,567 tonnes; en 1921, ils en utilisaient 819 représentant un total de 4,589 tonnes. La flotte des bateaux à propulsion mécanique s'est donc accrue de 18.86 p. 100 quant au nombre et de 28.65 p. 100 quant au tonnage.

Les bateaux à vapeur passent de 379, en 1920, à 436, et leur tonnage de 57,407 à 75,183, soit un accroissement de 15.03 p. 100 quant au nombre et 30.96 p. 100 quant au tonnage. L'accroissement du tonnage, de beaucoup supérieur à celui du nombre des bateaux, s'explique par l'emploi de plus en plus fréquent des grands chalutiers. Le nombre des bateaux à vapeur de plus de 100 tonnes est, en effet, passé de 183 à 264.

Le tableau ci-dessous fait connaître l'état de la flotte de pêche de 1914 à 1921 :

ANNÉES.	NOMBRE DES BATEAUX.			TONNAGE DES BATEAUX.			VALEUR DES BATEAUX.		
	Vapeurs.	Bateaux à propulsion mécanique.	Voiliers.	Vapeurs.	Bateaux à propulsion mécanique.	Voiliers.	BATEAUX à propulsion mécanique.		
							VAPEURS.		VOILIERS.
1914.....	347	375	25,946	66,604	1,865	201,130	33,999,832	2,164,250	45,298,102
1915.....	148	267	pontés 2,493	10,160	844	pontés 59,373	10,656,400	841,350	pontés 16,795,530
			non pontés 12,412			non pontés 36,366			non pontés 6,362,184
1916.....	84	260	pontés 2,462	5,166	1,036	pontés 70,939	4,837,000	946,466	pontés 19,991,051
			non pontés 11,951			non pontés 36,023			non pontés 6,478,673
1917.....	85	331	pontés 2,240	4,991	1,486	pontés 51,702	4,722,000	1,166,400	pontés 26,937,290
			non pontés 12,267			non pontés 37,656			non pontés 7,078,219
1918.....	94	423	pontés 2,496	7,755	1,830	pontés 55,434	7,073,000	2,207,450	pontés 29,183,851
			non pontés 12,570			non pontés 38,289			non pontés 8,190,683
1919.....	334	570	pontés 3,032	48,341	2,964	pontés 75,005	61,084,090	4,639,850	pontés 47,336,350
			non pontés 14,973			non pontés 45,917			non pontés 14,355,242
1920.....	379	689	pontés 3,102	57,407	3,567	pontés 76,611	82,098,090	5,691,675	pontés 55,775,455
			non pontés 16,480			non pontés 50,961			non pontés 18,658,822
1921.....	436	819	pontés 3,150	75,183	4,589	pontés 92,171	115,334,500	8,466,480	pontés 88,729,680
			non pontés 17,035			non pontés 50,092			non pontés 23,289,770

2° Personnel.

Le nombre total des pêcheurs s'est élevé à 112,470. 82,100 se livrent à la pêche en bateau et 30,370 à la pêche à pied, dont 12,119 femmes et 5,054 enfants.

En 1920, le nombre des personnes se livrant à la pêche était de 114,459; 77,429 étaient employées à la pêche en bateau et 37,040 à la pêche à pied, dont 14,861 femmes et 7,100 enfants.

Le nombre total des pêcheurs a donc diminué, mais la diminution porte essentiellement sur la pêche à pied et principalement sur le nombre de femmes et d'enfants se livrant à ce travail. Au contraire, le nombre d'hommes pratiquant la pêche en bateau s'est très sensiblement accru.

3° Production.

La valeur et la quantité des produits de pêche sont :

Valeur globale....	} en 1920 : 599,897,972 francs. en 1921 : 533,387,200 francs.
Quantités exprimées en kilogrammes.	

Il y a donc sur l'année précédente une légère augmentation de production et, au contraire, une diminution de valeur.

Cette diminution s'explique par l'abaissement des cours du poisson. En effet, tandis que, aux Halles centrales de Paris, le prix de gros du poisson était, en 1920, de 2 fr. 72 le kilogr., il a été de 2 fr. 50 en moyenne en 1921.

Les deux tableaux suivants donnent la comparaison des années 1913, 1920 et 1921; le premier pour la valeur de la production par genre de pêche, le second pour les quantités et valeur des principales espèces de poissons :

I.

GENRE DE PÊCHE.	1913.	1920.	1921.
Pêche en mer (pêche côtière, pêche au large, grande pêche) ..	146,317,371	568,363,206	500,715,687
Pêche à pied.....	10,637,491	18,067,467	18,797,700
Réservoirs à poissons et à crustacés.....	3,709,814	10,827,351	9,467,922
Dépôts de coquillages et bouchots à moules.....	2,946,662	2,639,948	4,405,891
TOTAUX.....	163,611,338	599,897,972	533,387,200

II.

NATURE des PRODUITS PÊCHÉS.	UNITÉS DE QUANTITÉ.	1913.		1920.		1921.	
		QUANTITÉS.	VALEURS.	QUANTITÉS.	VALEURS.	QUANTITÉS.	VALEURS.
Morue.....	Kilogr.	47,492,403	30,306,013	39,924,339	127,331,302	35,071,407	87,307,293
Harengs frais et salés.	Idem.	46,695,507	16,301,644	46,567,066	64,738,614	32,282,667	39,499,514
Maquereaux frais et salés.....	Idem.	10,930,765	6,164,488	14,810,557	34,481,094	17,509,308	28,433,681
Sardines.....	Idem.	16,715,439	13,510,546	21,913,778	48,193,536	22,732,987	31,223,293
Thons et Germons...	Idem.	5,506,947	8,063,451	3,428,239	13,160,841	2,974,186	14,104,204
Homards et langoustes.....	Idem.	1,898,346	4,980,987	2,123,154	16,582,015	2,551,443	21,005,733
Anchois et Sprats..	Idem.	5,019,085	1,788,923	4,910,588	4,698,084	3,107,502	2,338,277
Crustacés divers....	Idem.	2,513,787	915,154	1,717,166	2,486,117	1,555,730	2,084,918
Moules.....	Hectol.	324,997	1,030,965	144,767	1,888,406	199,666	2,301,411
Varech, Goémon, Pailleule.....	M. C.	2,409,066	5,900,787	1,097,947	7,905,956	1,037,508	7,465,954

Le tableau suivant permet de comparer les rendements économique et commercial des régions de pêche en 1920 et en 1921 :

ANNÉES.	RENDEMENT ÉCONOMIQUE.	RENDEMENT COMMERCIAL.
MANCHE.		
1920.....	302,210,738	234,067,924
1921.....	231,604,057	175,300,419
OCÉAN.		
1920.....	198,783,561	268,331,459
1921.....	206,380,041	262,969,079
MÉDITERRANÉE (France et Corse).		
1920.....	42,391,504	42,305,540
1921.....	36,567,600	36,567,600
ALGÉRIE.		
1920.....	24,977,403	24,977,403
1921.....	26,163,989	26,163,989

Dans la Manche, le rendement économique est supérieur au rendement commercial, mais tous deux sont inférieurs à ce qu'ils avaient été en 1920.

Dans la région de l'Océan, au contraire, le rendement commercial est supérieur au rendement économique; on constate pour le premier une augmentation importante et, pour le second, une légère diminution sur l'année précédente.

En Méditerranée, le rendement économique et le rendement commercial s'équilibrent, mais sont en 1921 de moindre importance qu'en 1920.

Ostréiculture et Mytiliculture. — La production ostréicole de la saison 1920-1921 est nettement inférieure à celle de la saison précédente. En effet, tandis que 1919-1920 avait donné un total de 842 millions d'huîtres, 1920-1921 donne seulement 648 millions d'unités.

Cette diminution porte sur l'huître plate qui passe de plus de 463 millions d'unités en 1919-1920 à moins de 247 millions en 1920-1921. Une maladie d'origine inconnue a provoqué une mortalité considérable.

La valeur totale des huîtres s'est élevée, au cours de la campagne 1920-1921, à plus de 35,000,000 de francs contre plus de 32 millions l'année précédente. La raréfaction de l'huître plate a eu, en effet, comme conséquence, une augmentation considérable du prix de ce mollusque.

Pendant la saison 1920-1921, la mytiliculture a produit 107,325 hectolitres pour une valeur de 3,958,183 francs; la saison précédente avait produit 88,639 hectolitres pour une valeur de 2,456,473 francs.

J'ai l'honneur de proposer au Sous-Secrétaire d'État de faire tirer à 350 exemplaires la présente statistique qui sera répartie entre les administrateurs de l'Inscription maritime et les personnalités et groupements qu'elle est susceptible d'intéresser.

*Le Directeur du Service des Pêches maritimes
et du Personnel central,*

Signé : LECOURBE.

APPROUVÉ :

Paris, le 3 mars 1924.

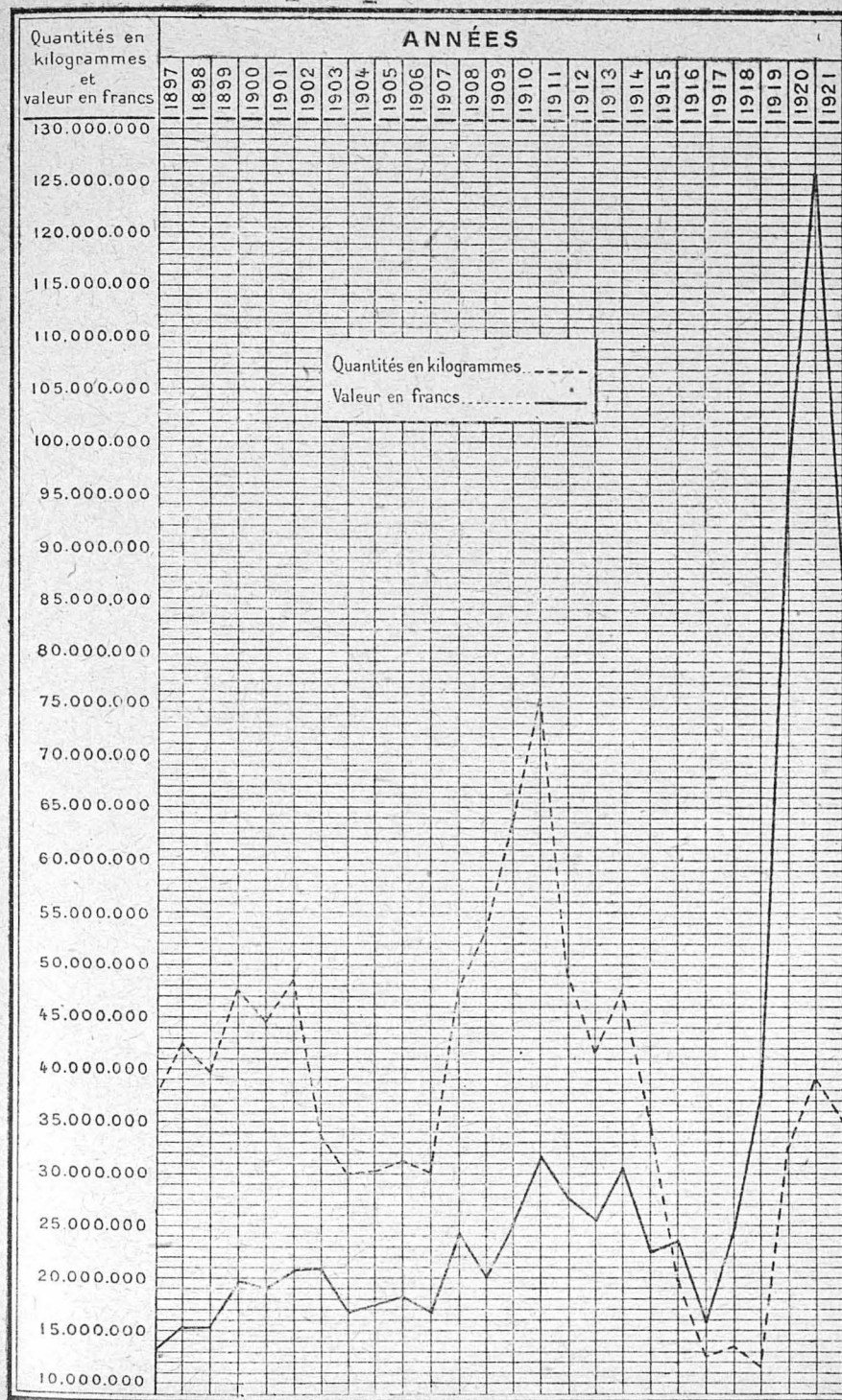
Le Sous-Secrétaire d'État,

Signé : RIO.

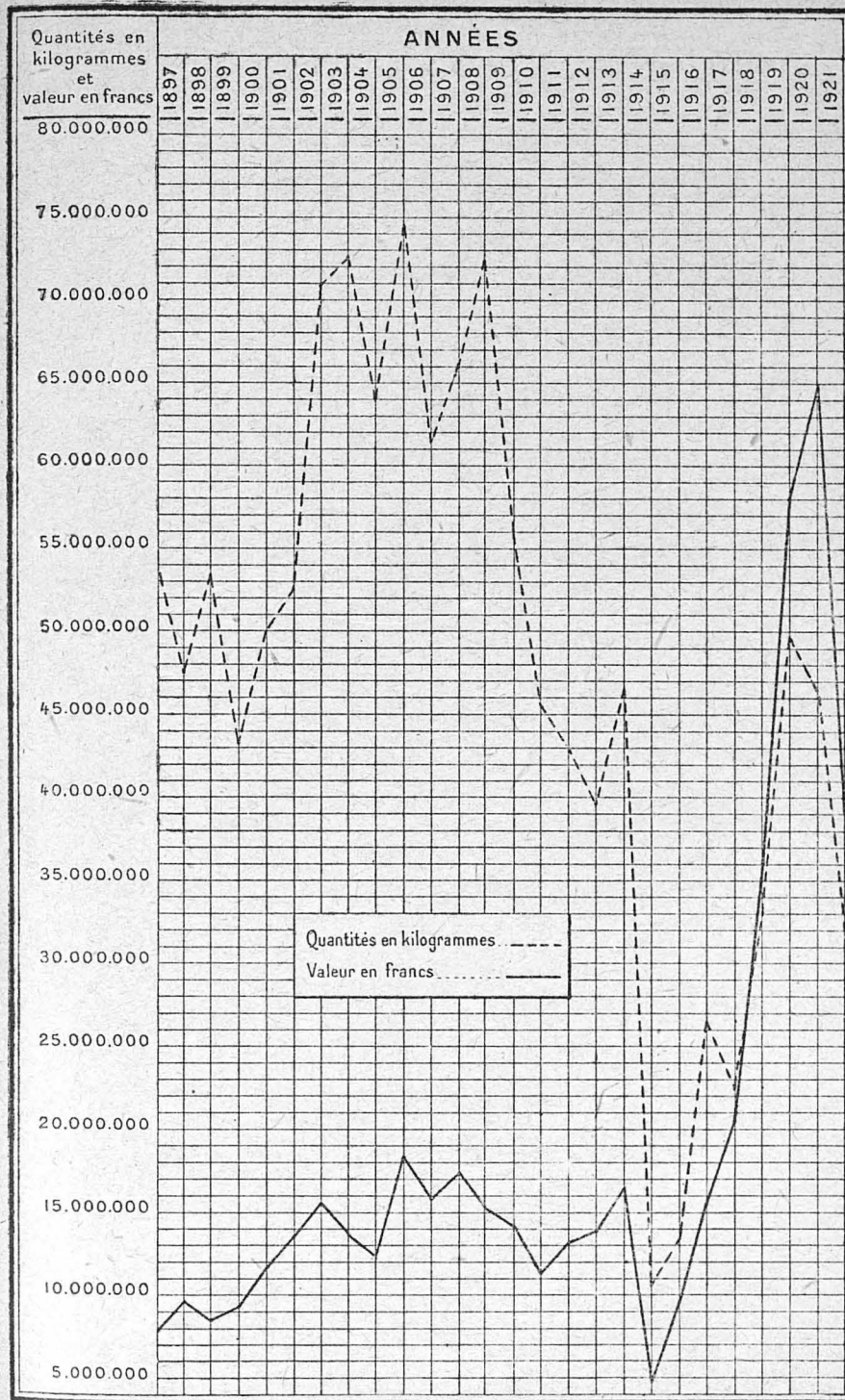
TABLEAUX ANNEXES.

- 1° — Graphique de la pêche de la *morue* de 1897 à 1921;
- 2° — Graphique de la pêche du *hareng* de 1897 à 1921;
- 3° — Graphique de la pêche de la *sardine* de 1897 à 1921;
- 4° — Graphique pour l'*Ostréiculture*. — Rendement en nombre et en valeur de 1897 à 1921.

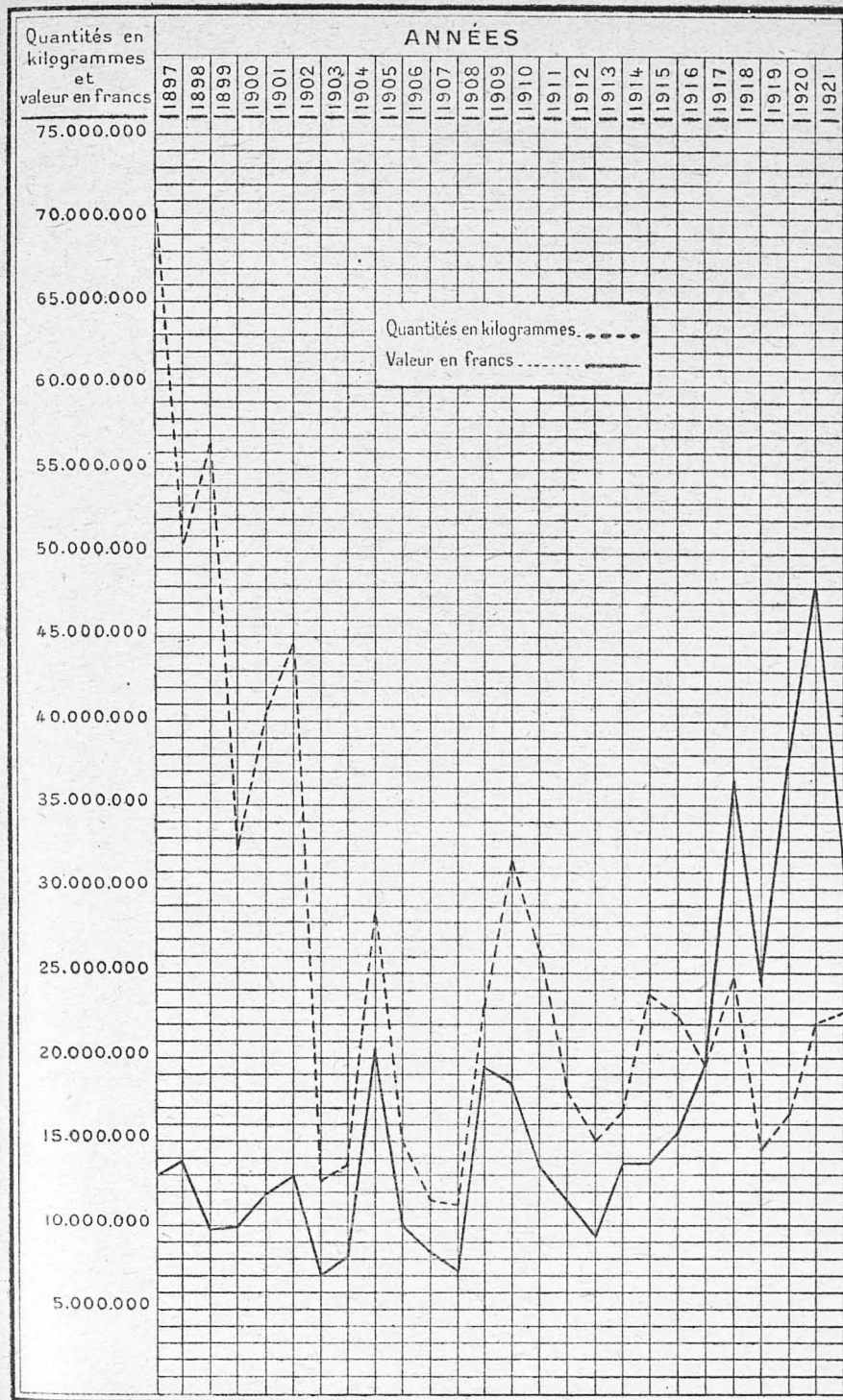
Pêche de la MORUE de 1897 à 1921



Pêche du HARENG de 1897 à 1921



Pêche de la SARDINE de 1897 à 1921



II ET III

TABLEAUX COMPARATIFS

des résultats de la pêche (pêche en bateau et pêche à pied) et de l'ostréiculture (huîtres indigènes et huîtres portugaises) pour les années 1912 à 1921 et Rendement des différentes pêches en 1921.

TABLEAU comparatif des résultats de l'ostréiculture (huîtres indigènes et huîtres portugaises) pour les années 1912 à 1921.

ANNÉES.	HUÎTRES INDIGÈNES.		HUÎTRES PORTUGAISES.		TOTAL.	
	QUANTITÉS. (Nombre.)	VALEUR. (Francs.)	QUANTITÉS. (Nombre.)	VALEUR. (Francs.)	QUANTITÉS. (Nombre.)	VALEUR. (Francs.)
1912.....	944,555,500	16,892,681	1,064,530,300	11,071,990	2,009,085,800	27,904,680
1913.....	769,782,666	14,917,599	1,107,234,430	10,372,036	1,877,017,096	25,289,635
1914.....	739,655,709	8,863,756	692,007,200	4,441,656	1,432,272,900	13,305,412
1915.....	646,681,500	9,305,212	665,767,400	6,035,815	1,312,448,900	15,341,027
30 juin 1915-16.....	553,465,800	9,431,877	661,239,700	6,501,299	1,214,705,500	15,933,176
1916-1917.....	395,753,700	9,122,115	529,309,200	6,131,558	925,062,900	15,253,673
1917-1918.....	414,056,400	11,159,369	546,173,000	7,242,015	960,229,400	18,401,384
1918-1919.....	348,202,200	11,338,950	359,686,200	7,062,060	707,888,400	18,401,010
1919-1920.....	463,309,900	19,569,215	378,363,500	12,663,005	841,673,400	32,232,220
1920-1921.....	246,713,400	19,243,757	401,021,400	16,013,153	647,734,800	35,256,910

III. — RENDEMENT DES DIFFÉRENTES PÊCHES EN 1921.
(Quantités pêchées et produit brut des ventes.)

DÉSIGNATION DES PRODUITS.	UNITÉS de QUANTITÉ.	PÊCHE EN BATEAU.		PÊCHE À PIED.	
		QUANTITÉS.	VALEUR. francs.	QUANTITÉS.	VALEURS. francs.
Islande... { Morue.....	Kilogr.	2,576,057	22,712,041	"	"
{ Rogue.....	Idem.	108,445	93,579	"	"
{ Huile.....	Litre.	22,950	28,736	"	"
Feroë et Dogger Bank. { Morue.....	Kilogr.	"	"	"	"
{ Rogue.....	Idem.	"	"	"	"
{ Huile.....	Litre.	"	"	"	"
Terre- Neuve. { Morue.....	Kilogr.	33,095,350	64,595,252	"	"
{ Rogue.....	Idem.	26,982	20,905	"	"
{ Huile.....	Litre.	6,009	12,506	"	"
Poissons divers de la côte occidentale d'Afrique.....	Kilogr.	573,000	1,728,000	"	"
Cabillauds.....	Idem.	1,733,904	3,952,279	"	"
Merlus ou Colins.....	Idem.	26,263,265	40,981,250	"	"
Turbots.....	Idem.	740,481	4,871,678	"	"
Barbus.....	Idem.	390,775	2,382,693	"	"
Carrelets ou Plies.....	Idem.	4,691,585	11,450,380	"	"
Soles.....	Idem.	2,523,356	20,412,717	"	"
Congres.....	Idem.	2,868,842	8,218,829	"	"
Raies.....	Idem.	14,601,790	27,365,405	"	"
Mulets et Bars.....	Idem.	873,145	4,846,296	"	"
Harengs... { salés.....	Idem.	8,783,163	7,750,002	"	"
{ frais.....	Idem.	23,442,699	31,615,806	56,805	133,706
Maque- reaux { salés.....	Idem.	1,105,053	1,270,503	"	"
{ frais.....	Idem.	16,254,695	26,912,683	149,560	250,495
Merlans.....	Idem.	8,752,680	20,516,993	"	"
Sardines.....	Idem.	22,732,587	31,222,833	400	460
Sprats.....	Idem.	1,804,217	664,825	"	"
Anchois.....	Idem.	1,303,285	1,673,452	"	"
Thons... { blancs ou germons.....	Idem.	2,388,555	12,011,293	"	"
{ francs ou thons rouges.....	Idem.	585,631	2,092,911	"	"
Poissons divers.....	Idem.	39,689,828	96,763,623	775,363	1,791,559
Crevettes { grises ou roses.....	Idem.	882,922	3,331,153	279,608	1,239,905
{ salicoques dites bouquet.	Idem.	204,378	1,711,537	54,028	287,765
Homards et langoustes.....	Idem.	"	"	23,308	153,086
Homards.....	Idem.	1,202,535	7,189,152	"	"
Langoustes.....	Idem.	1,325,600	13,663,495	"	"
Langoustes de Mauritanie dites lan- goustes vertes.....	Idem.	103,410	640,250	"	"
Crabes pouparts ou tourteaux.....	Idem.	2,752,534	2,213,311	"	"
Crustacés divers.....	Idem.	1,234,144	1,673,997	198,692	325,402
Huîtres plates.....	Mille.	24,812	654,363	65,080	2,428,865
Huîtres portugaises.....	Idem.	30,800	222,200	168,554	2,300,620
Moules.....	Hectolitre.	58,766	725,280	140,900	1,576,131
Coquilles de Saint-Jacques.....	Nombre.	5,033,735	1,582,140	15,088	6,653
Pétoncles.....	Hectolitre.	23,237	696,145	"	"
Mollusques divers.....	Idem.	20,909	389,642	162,597	2,071,999
Oursins.....	Nombre.	8,402,546	212,803	34,000	1,900

III. — RENDEMENT DES DIFFÉRENTES PÊCHES EN 1921. (Suite.)
(Quantités pêchées et produit brut des ventes.)

DÉSIGNATION DES PRODUITS.	UNITÉS de QUANTITÉ.	PÊCHE EN BATEAU.		PÊCHE À PIED.	
		QUANTITÉS.	VALEUR.	QUANTITÉS.	VALEURS.
			francs.		francs.
Violets.....	Nombre.	3,342,210	419,213	25,000	2,080
Oiseaux de mer.....	<i>Idem.</i>	5,224,402	469,467	4,363	23,497
Vers pour appâts.....	Kilogr.	21,395	138,090	116,857	241,420
Corail.....	<i>Idem.</i>	694	36,000	"	"
Lichen.....	<i>Idem.</i>	65,100	31,430	69,220	79,182
Varech.....	M. cube.	187,608	1,314,360		
Goémon de soude.....	<i>Idem.</i>	198,878	1,565,088	641,222	4,507,986
Pailleule.....	<i>Idem.</i>	9,800	78,520		
Sables coquilliers et amendements marins.....	<i>Idem.</i>	80,088	701,377	183,430	1,279,420
VALEUR TOTALE des produits de la pêche en mer.....			485,826,483		18,702,140
Saumons.....	Kilogr.	41,313	771,954	5,702	95,560
Esturgeons.....	<i>Idem.</i>	13,051	41,768	"	"
Aloses.....	<i>Idem.</i>	264,136	1,859,201	"	"
Anguilles.....	<i>Idem.</i>	1,167,146	2,560,408	"	"
Mulets et bars.....	<i>Idem.</i>	575,305	3,545,122	"	"
Éperlans.....	<i>Idem.</i>	57,970	224,830	"	"
Poissons divers.....	<i>Idem.</i>	1,322,520	4,784,557	"	"
Huitres... { plates.....	Mille.	3,140	192,344	"	"
{ portugaises.....	<i>Idem.</i>	15,275	250,920	"	"
Crustacés divers.....	Kilogr.	122,894	85,519	"	"
Mollusques divers.....	Hectolitre.	13,192	569,581	"	"
VALEUR TOTALE des produits de la pêche en étang et en rivière.....			14,889,204		95,560
VALEUR TOTALE des produits de la pêche en bateau.....			500,715,687		18,797,700

Rendement des réservoirs à poissons et à crustacés, dépôts de coquillages (Ostréiculture, Mytiliculture).

NATURE DES ÉTABLISSEMENTS.	UNITÉS de QUANTITÉ.	SORTIES.	
		QUANTITÉS.	VALEUR.
			francs.
Réservoirs..... { à poissons.....	Kilogr.	129,940	649,897
{ à crustacés.....	<i>Idem.</i>	1,495,083	8,818,025
Dépôts..... { de coquillages.....	Hectolitre.	17,615	447,708
{ de moules (bouchots).....	<i>Idem.</i>	107,325	3,958,183
Parcs à huitres.... { Huitres indigènes.....	Nombre.	246,713,4	19,243,757
{ Huitres portugaises.....	<i>Idem.</i>	401,021,4	16,013,153
TOTAUX.....		2,397,697,8	49,130,723

IV

TABLEAUX D'ENSEMBLE
DE L'ARMEMENT (MATÉRIEL ET PERSONNEL)
ET DU RENDEMENT DE LA PÊCHE.

- I. PÊCHE EN BATEAU. — Importance des entreprises de pêche (nombre de bateaux, tonnage et valeur). — Valeur des engins. — Rendement économique et commercial de la pêche en bateau.
- II. PÊCHE EN BATEAU. — Renseignements sur le tonnage des bateaux de pêche.
- III. PÊCHE EN BATEAU. — Renseignements sur le personnel (importance numérique, professions, âge des marins, industries exercées accessoirement).
- IV. PÊCHE À PIED. — Importance numérique et rendement.

I. PÊCHE EN BATEAU. — Importance des entreprises de pêche
Rendement économique et rendement

(nombre de bateaux, tonnage et valeur). — Valeur des engins.
commercial de la pêche en bateau.

QUARTIERS.	SYNDICATS ou PORTS.	ENTREPRISES DE PÊCHE.			BATEAUX À VAPEUR.			BATEAUX à PROPULSION MÉCANIQUE.			VOILIERS						TOTAL DES BATEAUX.			VALEUR des ENGINS de pêche. francs.	RENDEMENT ÉCONOMIQUE. — Valeur des produits pêchés par les bateaux armés dans le Syndicat. francs.	RENDEMENT COMMERCIAL. — Valeur des produits de pêche française débarqués dans le Syndicat. francs.															
		Sociétés ou compagnies d'armement.	Armateurs.	Patrons propriétaires.	Nombre.	Tonnage.		Nombre.	Tonnage.		PONTÉS.		NON PONTÉS.		Nombre.	Tonnage.																					
						tonn ² .	francs.		tonn ² .	francs.	Nombre.	Tonnage.	francs.	francs.		tonn ² .	francs.																				
I. — RÉGION DE LA MER DU NORD ET DE LA MANCHE.																																					
1 ^{re} SECTION. — Du quartier de Dunkerque au quartier de Rouen.																																					
Dunkerque	Dunkerque	1	25	1	7	35,000	11	143	302,000	1	141	300,000	33	441	596,000	7	22	25,500	115	1,069	1,804,500	115,000	1,742,559	1,742,559													
		"	"	"	"	"	"	"	"	"	"	"	"	"	"	"	"	"	"	"	"	"	"	"													
		"	54	"	"	"	14	69	192,000	"	"	"	16	163	216,000	32	83	138,000	"	"	"	"	"	"													
Gravelines	Gravelines	"	42	"	6	96	236,000	22	191	270,000	"	"	24	530	343,200	2	4	1,700	119	1,521	1,529,200	470,000	4,244,123	4,244,123													
		"	"	"	"	"	"	"	"	"	"	"	65	700	678,300	"	"	"	"	"	"	"	"	"													
Calais	Calais	"	13	"	4	172	290,000	4	53	230,000	"	"	18	105	105,000	"	"	"	"	"	"	"	"	"													
		"	"	"	"	"	"	"	"	"	"	"	22	127	127,000	47	130	139,000	104	614	981,000	372,400	2,194,995	2,493,447													
		"	23	"	75	17,984	24,956,000	1	206	180,000	"	"	4	625	420,000	"	"	"	"	"	"	"	"	"													
	Boulogne-sur-Mer	"	47	"	60	12,528	15,654,000	6	66	154,000	"	"	9	1,302	360,000	"	"	"	297	33,830	42,904,000	6,973,600	87,005,085	74,592,360													
		"	"	"	142	294	345,000	"	"	"	"	"	47	577	564,000	90	248	271,000	"	"	"	"	"	"													
	Étaples	"	"	"	89	"	"	"	"	"	"	"	66	1,312	960,000	23	56	71,500	89	1,368	1,031,500	291,000	1,833,015	1,634,660													
		"	"	"	"	"	"	"	"	"	"	"	6	121	121,000	1	1	3,000	"	"	"	"	"	"													
Boulogne-sur-Mer	Berck-sur-Mer	"	"	"	46	"	"	"	"	"	"	"	27	329	329,000	19	120	120,000	53	571	573,000	425,000	1,470,165	1,452,865													
		"	"	"	"	"	"	"	"	"	"	"	7	46	22,000	"	"	"	"	"	"	"	"	"													
	Le Crotoy	"	"	"	46	"	"	"	"	"	"	"	29	238	126,000	17	38	19,700	53	322	167,700	108,500	901,972	554,242													
		"	"	"	"	"	"	"	"	"	"	"	"	"	"	"	"	"	"	"	"	"	"	"													
	Saint-Valéry-sur-Somme	"	"	"	44	"	"	"	"	"	"	"	"	"	"	44	130	34,000	44	130	34,000	12,000	198,751	198,751													
		"	"	"	"	"	"	"	"	"	"	"	"	"	"	"	"	"	"	"	"	"	"	"													
	Cayeux-sur-Mer	"	3	"	"	"	"	"	"	"	"	"	3	45	18,000	"	"	"	34	414	168,000	104,000	850,620	616,178													
		"	"	"	31	"	"	"	"	"	"	"	23	345	138,000	8	24	12,000	"	"	"	"	"	"													
		"	"	"	"	"	"	"	"	"	"	"	7	104	87,000	"	"	"	"	"	"	"	"	"													
Dieppe	Le Tréport	"	10	"	3	432	450,000	"	"	"	"	"	23	291	110,000	5	6	4,800	39	835	655,300	102,000	2,049,611	2,753,015													
		"	"	"	24	"	"	1	2	3,500	"	"	8	105	105,000	11	52	52,000	"	"	"	"	"	"													
	Dieppe	"	53	"	30	4,100	4,100,000	4	129	129,000	"	"	13	184	184,000	14	81	81,000	80	4,651	4,651,000	350,000	19,403,395	21,553,356													
		"	"	"	27	"	"	"	"	"	"	"	2	32	45,000	"	"	"	"	"	"	"	"	"													
	Saint-Valéry-en-Caux	"	5	"	1	203	450,000	2	20	35,000	"	"	1	7	8,000	23	34	35,000	29	296	573,000	200,000	709,687	473,310													
		"	"	"	24	"	"	"	"	"	"	"	"	"	"	"	"	"	"	"	"	"	"	"													
	Saint-Pierre-en-Port	"	2	"	"	"	"	"	"	"	"	"	"	"	"	2	3	750	15	20	3,750	2,000	50,943	50,943													
		"	"	"	13	"	"	"	"	"	"	"	"	"	"	13	17	3,000	"	"	"	"	"	"													
Fécamp	Fécamp	"	5	"	16	5,600	14,000,000	3	120	300,000	"	"	23	6,900	13,000,000	"	"	"	125	19,806	45,179,000	6,555,000	24,478,127	12,537,564													
		"	"	"	4	880	2,800,000	1	3	4,000	"	"	31	6,200	15,000,000	9	27	18,000	"	"	"	"	"	"													
		"	"	"	"	"	"	"	"	"	"	"	"	"	"	38	76	57,000	"	"	"	"	"	"													
	Yport	"	5	"	"	"	"	3	24	65,000	"	"	"	"	"	2	6	1,400	26	140	216,000	52,000	708,743	700,622													
		"	"	"	21	"	"	9	74	137,000	"	"	"	"	"	12	36	12,600	"	"	"	"	"	"													
	Étretat	"	7	"	"	"	"	2	18	30,000	"	"	"	"	"	5	16	3,500	33	109	104,200	59,000	418,373	417,521													
		"	"	"	26	"	"	4	23	46,000	"	"	"	"	"	22	52	24,700	"	"	"	"	"	"													
Lo Havre	Lo Havre	"	32	"	2	200	600,000	8	24	64,000	"	"	13	520	500,000	19	45	20,000	113	1,095	1,415,100	925,793	5,261,140	3,388,615													
		"	"	"	"	"	"	16	48	128,000	"	"	14	120	52,000	41	138	51,100	"	"	"	"	"	"													
	Duclair	"	"	"	"	"	"	"	"	"	"	"	"	"	"	35	35	14,000	35	35	14,000	52,500	360,420	360,420													
Rouen	Rouen	"	"	"	55	"	"	"	"	"	"	"	"	"	"	55	55	22,000	55	55	22,000	82,000	509,135	509,135													
TOTAUX de la 1 ^{re} Section		29	277	956	207	42,496	63,916,000	120	1,240	2,359,500	535	21,610	34,514,500	596	1,535	1,236,250	1,458	66,881	102,026,250	17,351,793	154,390,859	130,273,686															
			1,262																																		

I. PÊCHE EN BATEAU. — Importance des entreprises de pêche
Rendement économique et rendement

QUARTIERS.	SYNDICATS ou PORTS.	ENTREPRISES DE PÊCHE.			BATEAUX À VAPEUR.			BATEAUX à PROPULSION MÉCANIQUE.		
		Sociétés ou compagnies d'armement.	Armateurs.	Patrons propriétaires.	Nombre.	Tonnage.	Valeur.	Nombre.	Tonnage.	Valeur.
RÉGION DE LA MER DU NORD										
2 ^e SECTION. — Du quartier de Honfleur										
Honfleur.....	Quillebeuf.....	"	5	"	"	"	"	"	"	"
	Honfleur.....	"	12	21	"	"	"	1	7	19,000
	Trouville.....	"	39	39	"	"	"	2	10	37,000
	Trouville.....	"	"	17	"	"	"	3	45	43,000
Caen.....	Dives.....	"	2	"	"	"	"	"	"	"
	Caen.....	"	"	14	"	"	"	"	"	"
	Quistreham.....	"	3	"	"	"	"	"	"	"
	Courseulles.....	"	8	65	"	"	"	"	"	"
	Port-en-Bessin.....	"	1	"	"	"	"	3	180	450,000
	Grandcamp.....	"	11	"	1	102	60,000	5	245	600,000
	Grandcamp.....	"	"	108	"	"	"	3	74	400,000
	Grandcamp.....	"	"	"	"	"	"	5	84	142,000
	Carentan.....	"	"	32	"	"	"	"	"	"
	La Hougue.....	"	17	"	"	"	"	2	36	90,000
Cherbourg.....	Barfleur.....	"	3	94	"	"	"	"	"	"
	Fermanville.....	"	"	69	"	"	"	"	"	"
	Cherbourg.....	"	7	46	"	"	"	"	"	"
	Omonville-la-Rogue.....	"	"	7	1,058	2,250,000	"	"	"	"
	Cartaret.....	"	"	101	"	"	"	9	64	92,575
	Cartaret.....	"	"	52	"	"	"	4	18	35,000
Granville.....	Blainville.....	"	"	73	"	"	"	"	"	"
	Regnéville.....	"	1	16	"	"	"	"	"	"
	Granville.....	"	18	"	"	"	"	"	"	"
	Granville.....	"	"	105	"	"	"	1	10	45,000
	Cancale.....	"	"	1	"	"	"	"	"	"
	Le Vivier-sur-Mer.....	"	"	224	"	"	"	"	"	"
TOTAUX de la 2 ^e Section.....	2	147	1,213	9	1,192	2,390,000	39	779	1,959,875	
		1,362								

(nombre de bateaux, tonnage et valeur). — Valeur des engins.
commercial de la pêche en bateau. (Suite.)

VOILIERS						TOTAL DES BATEAUX.			VALEUR des ENGINS de pêche. francs.	RENDEMENT ÉCONOMIQUE. — Valeur des produits pêchés par les bateaux armés dans le Syndicat. francs.	RENDEMENT COMMERCIAL. — Valeur des produits de pêche française débarqués dans le Syndicat. francs.
PONTÉS.			NON PONTÉS.			Nombre.	Tonnage.	Valeur.			
Nombre.	Tonnage.	Valeur.	Nombre.	Tonnage.	Valeur.						
ET DE LA MANCHE. (Suite.)											
au quartier de Cancale.											
"	"	"	10	36	10,000	31	89	24,500	15,500	305,765	305,765
"	"	"	21	53	14,500						
19	147	152,000	4	18	16,000	79	504	518,000	121,800	865,968	654,108
28	217	224,000	25	105	70,000						
30	672	495,000	6	40	40,000	56	987	831,000	175,000	1,472,833	1,243,470
8	200	225,000	8	24	22,000						
"	"	"	2	7	4,000	16	31	19,253	21,600	109,793	109,793
1	9	6,000	13	15	9,253						
"	"	"	1	2	350	1	2	350	100	2,655	2,655
3	45	45,000	"	"	"						
9	135	135,000	56	70	28,000	68	250	208,000	59,000	425,812	425,812
1	5	6,000	7	16	12,800						
"	"	"	37	76	60,000	45	97	78,800	54,000	252,795	252,795
"	"	"	"	"	"						
16	590	270,000	"	"	"	84	1,381	1,643,000	199,780	2,480,577	2,262,849
3	106	95,000	56	158	168,000						
6	156	300,000	"	"	"	119	1,037	1,792,000	650,000	2,492,442	2,225,380
13	369	650,000	91	322	220,000						
"	"	"	32	67	7,690	32	67	7,690	8,500	111,000	111,000
15	123	112,000	"	"	"						
"	"	"	94	234	110,000	111	393	312,000	190,000	1,615,719	1,611,550
1	12	9,000	2	9	7,000						
7	90	63,000	62	187	65,000	72	298	144,000	66,000	683,147	526,063
"	"	"	46	121	110,000						
"	"	"	"	"	"	46	121	110,000	125,000	395,680	395,680
"	"	"	"	"	"						
"	"	"	92	217	47,550	108	1,339	2,390,425	185,000	4,078,131	4,343,699
"	"	"	48	120	60,000						
1	9	70,000	23	46	30,000	52	138	95,000	120,000	541,080	491,790
"	"	"	"	"	"						
"	"	"	73	102	12,880	73	102	12,880	28,000	413,880	413,880
1	23	20,000	15	25	18,500						
6	1,800	2,600,000	"	"	"	16	48	38,500	10,500	188,330	188,330
10	240	81,000	6	23	8,900						
19	280	65,000	88	282	38,600	130	2,635	2,838,500	1,560,000	6,051,556	2,079,862
1	210	300,000	"	"	"						
80	680	374,000	144	450	225,000	225	1,340	899,000	285,000	2,718,457	2,001,664
2	16	5,500	14	19	16,000						
280	6,134	6,302,500	1,076	2,844	1,432,023	1,404	10,949	12,084,398	3,940,730	26,175,360	20,615,885

I. PÊCHE EN BATEAU. — Importance des entreprises de pêche
Rendement économique et rendement commercial

QUARTIERS.	SYNDICATS ou PORTS.	ENTREPRISES DE PÊCHE.			BATEAUX À VAPEUR.			BATEAUX à PROPULSION MÉCANIQUE.		
		Sociétés ou compagnies d'armement.	Armateurs.	Patrons propriétaires.	Nombre.	Tonnage.	Valeur.	Nombre.	Tonnage.	Valeur.
I. — RÉGION DE LA MER DU NORD										
3 ^e SECTION. — Du quartier de Saint-Malo										
Saint-Malo	Saint-Malo.....	1	"	"	1	833	1,600,000	"	"	"
		"	73	"	"	"	"	"	"	"
		"	"	18	"	"	"	"	"	"
	Saint-Servan.....	"	"	36	"	"	"	"	"	"
	Saint-Saliac.....	"	"	122	"	"	"	"	"	"
Dinan	Pleurtaut.....	"	"	49	"	"	"	"	"	"
	Dinard et Saint-Briac...	"	"	33	"	"	"	"	"	"
		"	"	"	"	"	"	"	"	"
	Pleudihen.....	"	"	27	"	"	"	"	"	"
	Plouër.....	"	"	19	"	"	"	"	"	"
Saint-Brieuc.....	Saint-Jacut-de-la-Mer...	"	"	36	"	"	"	"	"	"
	Dinan.....	"	"	4	"	"	"	"	"	"
		"	"	"	"	"	"	"	"	"
	Plévenon.....	"	"	54	"	"	"	"	"	"
	Dahouët (Pléneuf).....	"	10	"	"	"	"	"	"	"
Binic	Saint-Brieuc.....	1	"	"	"	"	"	3	74	310,000
		"	"	20	"	"	"	"	"	"
	Le Légué.....	"	6	"	"	"	"	"	"	"
		"	"	23	"	"	"	"	"	"
	Binic.....	"	"	13	"	"	"	1	5	30,000
Paimpol.....	Portrieux.....	"	1	"	"	"	"	1	4	15,000
		"	"	37	"	"	"	"	"	"
		"	"	"	"	"	"	"	"	"
	Plouha.....	"	"	18	"	"	"	"	"	"
	Plouézec.....	"	"	31	"	"	"	"	"	"
Tréguier.....	Paimpol.....	"	13	"	"	"	"	"	"	"
		"	"	160	"	"	"	"	"	"
	Pontrieux.....	"	2	"	"	"	"	"	"	"
		"	"	21	"	"	"	"	"	"
	Pleubian.....	"	"	50	"	"	"	"	"	"
Tréguier.....	Tréguier.....	"	4	"	"	"	"	"	"	"
		"	"	88	"	"	"	"	"	"
	Port-Blanc.....	"	"	39	"	"	"	"	"	"

(nombre de bateaux, tonnage et valeur). — Valeur des engins.
de la pêche en bateau. (Suite.)

VOILIERS						TOTAL DES BATEAUX.			VALEUR des ENGINS de pêche. francs.	RENDEMENT ÉCONOMIQUE. — Valeur des produits pêchés par les bateaux armés dans le syndicat. francs.	RENDEMENT COMMERCIAL. — Valeur des produits de pêche française débarqués dans le Syndicat. francs.
PONTÉS.			NON PONTÉS.			Nombre.	Tonnage.	Valeur.			
Nombre.	Tonnage.	Valeur.	Nombre.	Tonnage.	Valeur.				tonn ²	francs.	francs.
5	1,500	1,500,000	"	"	"	97	24,258	25,025,000	3,000,000	34,741,968	7,926,824
73	21,900	21,900,000	"	"	"						
	"	"	18	25	25,000						
1	23	20,000	35	60	38,000	36	83	58,000	13,800	218,350	4,191,862
"	"	"	122	209	28,200	122	209	28,200	45,000	165,245	165,245
"	"	"	49	95	12,000	49	95	12,000	8,000	207,050	207,050
"	"	"	33	67	67,000	33	67	67,000	12,000	65,665	65,665
"	"	"	27	60	10,400	27	60	10,400	2,500	112,988	112,988
"	"	"	19	34	2,825	19	34	2,825	800	13,090	13,090
"	"	"	36	87	42,500	36	87	42,500	30,000	204,175	204,175
"	"	"	4	12	2,760	4	12	2,760	5,000	37,538	37,538
4	33	40,000	50	74	68,000	54	107	108,000	22,000	147,140	147,140
2	222	305,000	8	13	2,000	42	302	320,000	23,200	645,600	161,005
1	5	4,500	31	62	8,500						
"	"	"	"	"	"	23	130	344,900	51,000	443,465	366,305
"	"	"	20	56	34,900						
4	45	30,000	2	13	5,000	29	242	168,200	18,500	561,795	557,925
9	92	93,000	14	92	40,200						
"	"	"	12	18	13,000	13	23	43,000	20,000	237,000	563,450
"	"	"	"	"	"	38	91	67,800	35,260	174,347	209,602
3	14	22,000	34	73	30,800						
"	"	"	18	27	18,000	18	27	18,000	8,200	30,194	30,194
1	6	4,000	30	80	25,000	31	86	29,000	5,700	44,684	53,709
12	2,060	2,235,100	1	10	2,500	173	2,732	2,535,700	600,000	4,436,115	861,449
31	394	184,000	129	268	114,100						
2	22	14,800	"	"	"	23	110	48,800	6,000	231,645	231,645
6	60	25,000	15	28	9,000						
5	36	10,000	45	90	18,000	50	126	28,000	6,000	198,350	198,350
4	525	280,000	"	"	"	92	688	317,000	15,000	604,132	604,132
"	"	"	88	163	37,000						
"	"	"	30	66	8,150	39	66	8,150	7,500	45,315	45,315

ET DE LA MANCHE. (Suite.)

au quartier du Conquet. (Suite.)

I. PÊCHE EN BATEAU. — Importance des entreprises de pêche (nombre de bateaux, tonnage et valeur). — Valeur des engins. Rendement économique et rendement commercial de la pêche en bateau. (Suite.)

QUARTIERS.	SYNDICATS ou PORTS.	ENTREPRISES DE PÊCHE.			BATEAUX À VAPEUR.			BATEAUX à PROPULSION MÉCANIQUE.			VOILIERS						TOTAL DES BATEAUX.	VALEUR des ENGINS de pêche.	RENDEMENT ÉCONOMIQUE. — Valeur des produits pêchés par les bateaux armés dans le Syndicat.	RENDEMENT COMMERCIAL. — Valeur des produits de pêche française débarqués dans le Syndicat.						
		Sociétés ou compagnies d'armement.	Armateurs.	Patrons propriétaires.	Nombre.	Tonnage.	Valeur.	Nombre.	Tonnage.	Valeur.	PONTÉS.			NON PONTÉS.							Nombre.	Tonnage.	Valeur.			
											Nombre.	Tonnage.	Valeur.	Nombre.	Tonnage.	Valeur.								Nombre.	Tonnage.	Valeur.
II. — RÉGION DE L'Océan. (Suite.)																										
1 ^{re} SECTION. — Du quartier de Brétou au quartier de Noirmoutier. (Suite et fin.)																										
Redon (Suite.)	Sarzeau.....	"	3	"	"	"	"	"	"	"	"	"	3	9	10,000	37	67	38,000	35,000	183,375	199,387					
	Dangan.....	"	"	34	"	"	"	"	"	"	"	"	34	58	28,000	"	"	"	"	"	"					
	La Roche-Bernard.....	"	2	"	24	"	"	"	"	"	"	"	24	47	9,400	24	47	9,400	3,000	105,347	105,347					
Redon	La Roche-Bernard.....	"	"	2	"	"	"	"	"	"	"	1	4	600	45	154	42,220	25,000	161,930	161,930						
	Redon.....	"	"	43	"	"	1	4	4,000	10	93	26,180	32	42	9,440	11	11	2,300	1,200	73,450	73,450					
	Redon.....	"	"	11	"	"	"	"	"	"	"	"	11	11	2,300	"	"	"	"	"	"					
Belle-Île	Sauzon.....	"	1	"	"	"	"	"	"	"	"	"	1	2	900	53	122	60,900	40,000	420,813	420,813					
	Le Palais.....	"	9	"	52	"	"	"	"	"	"	"	52	120	60,000	"	"	"	"	"	"					
	Le Palais.....	"	"	52	"	"	2	6	24,000	"	"	"	9	27	21,600	61	158	145,600	59,000	485,335	1,208,265					
Le Croisic	Piriac-sur-Mer.....	"	6	"	"	"	"	"	"	"	"	"	6	43	10,500	51	250	95,000	155,000	268,116	237,092					
	La Turballe.....	"	22	"	45	"	"	"	"	"	"	1	15	4,000	44	192	80,500	"	"	"	"					
	La Turballe.....	"	"	50	"	"	"	"	"	"	"	6	102	24,000	21	259	82,000	72	845	286,000	328,000	1,787,391	1,736,519			
Le Poulignuen	Le Croisic.....	"	1	"	"	1	150	400,000	"	"	"	"	"	"	"	"	"	"	"	"	"					
	Le Poulignuen.....	"	9	"	"	"	"	"	"	"	"	2	54	48,000	7	42	41,000	73	774	754,000	300,000	1,492,319	2,708,834			
	Le Poulignuen.....	"	7	"	63	"	"	"	"	"	"	1	17	15,000	62	511	250,000	"	"	"	"					
Saint-Nazaire	Le Poulignuen.....	"	"	13	"	"	"	"	"	"	"	"	"	"	"	"	"	"	"	"	"					
	Saint-Nazaire.....	"	5	"	"	"	"	"	"	"	"	"	7	38	17,250	20	100	28,600	18,000	121,949	423,593					
	Saint-Nazaire.....	"	"	35	"	"	"	"	"	"	"	"	13	62	11,350	"	"	"	"	"	"					
Montoir	Saint-Nazaire.....	"	"	6	"	"	"	"	"	"	"	3	59	29,500	2	6	3,000	40	187	79,800	45,000	227,075	305,836			
	Montoir.....	"	"	6	"	"	"	"	"	"	"	1	6	3,000	34	116	44,300	"	"	"	"					
	Montoir.....	"	"	30	"	"	"	"	"	"	"	"	6	12	2,800	6	12	2,800	1,800	20,850	20,850					
Paimboeuf	Paimboeuf.....	"	"	30	"	"	"	"	"	"	"	3	20	20,000	27	32	18,000	30	52	38,000	18,000	134,930	134,930			
	Basse-Indre.....	"	"	145	"	"	"	"	"	"	"	"	"	"	"	"	"	"	"	"	"					
	Basse-Indre.....	"	38	"	"	"	"	"	"	"	"	"	145	250	350,000	145	250	350,000	120,000	566,041	447,250					
Nantes	Nantes.....	"	"	228	"	"	"	"	"	"	"	"	"	"	"	"	"	"	"	"	"					
	Nantes.....	"	"	5	"	"	"	"	"	"	"	"	38	38	30,400	266	266	212,800	159,600	975,595	1,188,112					
	Nantes.....	"	"	69	"	"	"	"	"	"	"	"	228	228	182,400	"	"	"	"	"	"					
Pornic	Pornic.....	"	5	"	"	"	"	"	"	"	"	3	15	6,600	"	"	"	"	"	"	"					
	Pornic.....	"	"	2	"	"	"	"	"	"	"	26	255	92,000	41	90	25,000	74	380	159,600	45,000	593,320	933,647			
	Pornic.....	"	"	18,000	"	"	"	"	"	"	"	"	"	"	"	"	"	"	"	"	"					
Noirmoutier	Noirmoutier.....	"	1	"	"	"	"	"	"	"	"	"	"	"	"	"	"	"	"	"	"					
	Noirmoutier.....	"	"	89	"	"	"	"	"	"	"	"	18	145	145,000	68	205	144,000	90	375	364,000	135,000	2,274,610	1,267,077		
	Noirmoutier.....	"	"	3	"	"	"	"	"	"	"	"	"	"	"	"	"	"	"	"	"					
Barbâtre	Barbâtre.....	"	1	"	"	"	"	"	"	"	"	"	1	5	1,000	"	"	"	"	"	"					
	Barbâtre.....	"	"	44	"	"	"	"	"	"	"	"	12	91	15,600	32	68	15,500	45	164	32,100	20,000	360,940	360,940		
	Barbâtre.....	"	"	97	"	"	"	"	"	"	"	"	47	266	140,000	50	72	23,000	97	338	163,000	60,000	589,350	589,350		
Beauvoir-sur-Mer	Beauvoir-sur-Mer.....	"	"	34	"	"	"	"	"	"	"	"	38	1,071	998,300	38	287	108,460	221	1,928	1,651,800	225,000	2,215,737	1,462,207		
	Beauvoir-sur-Mer.....	"	"	"	"	"	"	"	"	"	"	"	15	141	380,000	130	429	165,100	"	"	"	"				
	Beauvoir-sur-Mer.....	"	"	130	"	"	"	"	"	"	"	"	"	"	"	"	"	"	"	"	"					
TOTAUX de la 1 ^{re} Section.....		6	935	6,095	38	8,486	15,480,000	13	123	262,000	889	25,500	12,935,780	5,822	28,478	12,417,794	6,762	62,587	41,095,574	38,294,365	101,656,509	97,292,913				
		7,036																								

I. PÊCHE EN BATEAU. — Importance des entreprises
Rendement économique et rendement

QUARTIERS.	SYNDICATS ou PORTS.	ENTREPRISES DE PÊCHE.			BATEAUX À VAPEUR.			BATEAUX à PROPULSION MÉCANIQUE.		
		Sociétés ou compagnies d'armement.	Armateurs.	Patrons propriétaires.	Nombre.	Tonnage.	Valeur.	Nombre.	Tonnage.	Valeur.
Les Sables-d'Olonne	Saint-Gilles-sur-Vie.....	"	4	"	"	"	1	11	12,000	
	Les Sables-d'Olonne....	"	150	"	"	"	5	25	26,000	
	L'Aiguillon-sur-Mer....	"	"	235	"	"	"	3	12	13,000
La Rochelle.....	Marans.....	"	"	89	"	"	"	"	"	
	La Rochelle.....	7	"	"	24	5,920	1	24	60,000	
	La Rochelle.....	"	38	"	14	3,600	3	36	53,000	
Île de Ré.....	Saint-Martin-de-Ré.....	"	1	"	"	"	1	5	20,000	
	La Flotte.....	"	12	"	"	"	"	"	"	
	Château-d'Oléron.....	"	5	"	"	"	"	"	"	
Rochefort.....	Fouras.....	"	7	"	"	"	"	"	"	
	Rochefort.....	"	"	39	"	"	"	"	"	
	Marennes.....	"	"	60	"	"	"	"	"	
Marennes.....	La Tremblade.....	"	"	62	"	"	"	"	"	
	L'Éguille.....	"	2	"	"	"	"	"	"	
	Royan.....	"	18	"	"	"	2	28	60,000	
Mortagne.....	Mortagne.....	"	3	"	"	"	"	"	"	
	Mortagne.....	"	"	31	"	"	2	12	7,500	
	TOTAUX de la 2 ^e section.....	7	240	1,475	38	9,520	15,800,000	18	153	251,500

1.722

pêche (nombre de bateaux, tonnage et valeur). — Valeur des engins.
commercial de la pêche en bateau. (Suite.)

VOILIERS						TOTAL DES BATEAUX.			VALEUR des ENGINS de pêche. francs.	RENDEMENT ÉCONOMIQUE. — Valeur des produits pêchés par les bateaux armés dans le Syndicat. francs.	RENDEMENT COMMERCIAL. — Valeur des produits de pêche française débarqués dans le Syndicat. francs.						
PONTÉS.			NON PONTÉS.			Nombre.	Tonnage.	Valeur.									
Nombre.	Tonnage.	Valeur.	Nombre.	Tonnage.	Valeur.				tonn ³ .	francs.	francs.						
6	60	76,000	1	5	500	201	943	1,158,500	221,100	2,978,741	3,363,261						
16	162	265,000	177	705	805,000	385	3,475	2,900,000	760,000	7,523,831	6,961,408						
95	1,800	1,540,000	50	98	69,000	360	12,825	18,363,000	1,860,000	38,499,193	44,582,515						
63	1,170	992,000	169	370	260,000	3	15	15,000	36	138	7,150	39	153	22,150	23,200	111,270	111,270
3	10	5,000	181	280	133,000	184	290	138,000	60,000	131,745	131,745						
17	425	180,000	"	"	"	3	7	24,000	"	"	"						
37	1,280	1,280,000	"	"	"	3	42	42,000	30	60	15,000	41	133	101,000	14,500	478,161	51,990
54	1,180	920,000	210	360	70,000	16	126	48,000	"	"	"						
3	26	24,000	"	"	"	27	204	65,000	19	36	10,800	62	366	123,800	120,000	128,530	128,530
5	34	20,000	"	"	"	5	34	20,000	"	"	"						
85	370	340,000	16	34	48,000	106	438	408,000	186,000	770,440	770,440						
7	105	85,000	"	"	"	7	7	7,000	"	"	"						
32	268	150,000	7	15	7,000	46	388	242,000	23,000	502,583	271,664						
12	90	43,000	26	37	8,940	38	127	51,940	20,000	330,950	330,950						
28	154	140,000	32	80	16,000	60	234	156,000	30,000	313,176	160,140						
25	125	75,000	37	74	17,500	62	199	92,500	20,000	91,905	91,905						
2	6	2,600	"	"	"	2	6	2,600	"	"	"						
30	150	60,000	51	102	30,600	83	258	93,200	25,000	160,490	160,490						
12	175	150,000	4	20	8,000	27	303	243,000	50,000	377,520	338,700						
9	80	25,000	"	"	"	3	8	1,850	"	"	"						
2	9	2,700	27	55	18,650	34	84	30,700	33,700	53,516	53,516						
596	8,066	6,545,300	1,126	2,477	1,526,990	1,778	20,216	24,123,790	3,446,500	52,452,059	57,508,524						

I. PÊCHE EN BATEAU. — Importance des entreprises de pêche (nombre de bateaux, tonnage et valeur). — Rendement économique et rendement commercial de la pêche en bateau. (Suite.)

QUARTIERS.	SYNDICATS ou PORTS.	ENTREPRISES DE PÊCHE.			BATEAUX À VAPEUR.			BATEAUX à PROPULSION MÉCANIQUE.		
		Sociétés et compagnies d'armement.	Armateurs.	Patrons propriétaires.	Nombre.	Tonnage.		Nombre.	Tonnage.	
						tonn ² .	francs.		tonn ² .	francs.
Pauillac.....	Blaye.....	"	"	10	"	"	2	3	6,500	
		"	"	7	"	"	"	"	"	
Bordeaux.....	Le Verdon.....	"	"	55	"	"	2	40	76,000	
	Branne.....	"	"	146	"	"	"	"	"	
	Libourne.....	"	"	145	"	"	1	1	2,000	
	Podensac.....	"	"	51	"	"	"	"	"	
	Bordeaux.....	"	24	"	4	2,254	3,400,000	"	"	
Arcachon.....	Bordeaux.....	"	"	94	"	"	2	4	12,000	
	Gujan-Mestras.....	"	"	9	"	"	9	61	85,000	
	Arès.....	"	"	91	"	"	20	63	63,000	
	La Teste.....	"	"	220	"	"	6	12	18,000	
	Arcachon.....	"	1	"	1	140	80,000	"	"	
Bayonne.....	Arcachon.....	"	17	"	"	"	17	83	189,000	
	Capbreton.....	"	"	189	"	"	"	"	"	
	Port-de-Lanne.....	"	"	4	"	"	51	5,557	4,203,000	
	Urt.....	"	"	9	"	258	3	63	78,000	
	Saint-Jean-de-Luz.....	"	"	91	"	401,000	37	208	97,000	
TOTAUX de la 3 ^e Section.....	Bayonne.....	"	1	"	"	"	1	6	12,000	
	Bayonne.....	"	3	"	"	"	3	14	28,000	
	Bayonne.....	"	176	"	"	"	"	"	"	
	Saint-Jean-de-Luz.....	"	"	50	"	"	"	"	"	
		7	72	1,576	70	9,120	9,743,500	137	701	954,000
		1,655								

II. — RÉGION DE L'Océan. (Suite et fin.)

3^e SECTION. — Du quartier de Pauillac au quartier de Bayonne.

peche (nombre de bateaux, tonnage et valeur). — Valeur des engins commerciaux de la pêche en bateau. (Suite.)

VOILIERS						TOTAL DES BATEAUX.			VALEUR des ENGINS de pêche. francs.	RENDEMENT ÉCONOMIQUE. Valeur des produits pêchés par les bateaux armés dans le Syndicat. francs.	RENDEMENT COMMERCIAL. Valeur des produits de pêche française débarqués dans le Syndicat. francs.		
PONTÉS.			NON PONTÉS.			Tonnage.		Valeur.					
Nombre.	Tonnage.	Valeur.	Nombre.	Tonnage.	Valeur.	tonn ² .	francs.						
"	"	"	8	23	15,500	10	26	22,000	11,500	34,248	34,248		
1	9	1,800	6	9	3,400	7	18	5,200	2,400	109,700	109,700		
"	"	"	"	"	"	56	108	100,500	100,000	648,734	648,734		
4	20	6,000	50	48	18,500	146	176	25,000	126,000	85,807	85,807		
1	3	3,000	146	176	25,000	145	229	80,000	50,000	147,400	147,400		
"	"	"	51	102	30,000	51	102	30,000	50,000	550,150	550,150		
"	"	"	24	48	48,000	192	2,490	3,645,500	500,000	10,543,570	66,601,048		
"	"	"	89	178	178,000	"	"	"	"	"	"		
"	"	"	"	"	"	100	214	160,000	120,000	883,900	883,900		
"	"	"	71	90	12,000	220	226	232,000	165,000	321,300	321,300		
"	"	"	214	214	214,000	207	396	328,000	17,000	233,460	233,460		
"	"	"	"	"	"	"	"	"	"	"	"		
"	"	"	189	203	59,000	131	6,149	4,820,000	430,000	29,541,635	29,235,800		
"	"	"	"	"	"	"	"	"	"	"	"		
"	"	"	54	63	41,000	21	58	50,000	30,000	352,583	352,583		
"	"	"	"	"	"	"	"	"	"	"	"		
"	"	"	17	38	10,000	160	160	48,000	90,000	659,300	659,300		
"	"	"	160	160	48,000	50	50	20,000	50,000	248,430	248,430		
"	"	"	50	50	20,000	176	221	112,000	162,000	1,194,433	1,194,433		
"	"	"	159	179	50,000	"	"	"	"	"	"		
"	"	"	"	"	"	119	1,165	1,937,000	885,000	6,861,823	6,861,949		
"	"	"	74	123	57,000	"	"	"	"	"	"		
TOTAUX de la 3 ^e Section.....		9	38	18,300	1,505	1,929	904,400	1,721	11,788	11,620,200	2,788,900	52,271,473	108,168,242

RÉCAPITULATION DE LA RÉGION DE L'Océan.

1 ^{re} SECTION.....	6	935	6,095	38	8,486	15,480,000	13	123	262,000	889	25,500	12,935,780	5,822	28,478	12,417,794	6,761	62,587	41,095,574	38,294,365	101,656,509	97,292,913
2 ^e SECTION.....	7	240	1,475	38	9,520	15,800,000	18	153	251,500	596	8,066	6,545,300	1,126	2,477	1,526,990	1,778	20,216	24,123,790	3,446,500	52,452,059	57,508,524
3 ^e SECTION.....	7	72	1,576	70	9,120	9,743,500	137	701	954,000	9	38	18,300	1,505	1,929	904,400	1,721	11,788	11,620,200	2,788,900	52,271,473	108,168,242
TOTAUX de la RÉGION.....	20	1,247	9,146	146	27,126	41,023,500	168	977	1,467,500	1,494	33,604	19,499,380	8,453	32,884	14,849,184	10,261	94,591	76,839,564	44,529,765	206,380,041	202,969,679
		10,413																			

I. PÊCHE EN BATEAU. — Importance des entreprises de pêche
Rendement économique et rendement

QUARTIERS.	SYNDICATS ou PORTS.	ENTREPRISES DE PÊCHE.			BATEAUX À VAPEUR.			BATEAUX à PROPULSION MÉCANIQUE.														
		Sociétés ou compagnies d'armement.	Armateurs.	Patrons propriétaires.	Nombre.	Tonnage.	Valeur.	Nombre.	Tonnage.	Valeur.												
											tonn ² .	francs.	tonn ² .	francs.								
Port-Vendres	Banyuls-sur-Mer	"	1	"	"	"	"	"	"	"	"	"	"	"	"	"	"	"	"	"		
	Port-Vendres	"	"	85	"	"	"	"	"	"	"	"	"	"	"	"	"	"	"	"	"	
	Collioure	"	"	6	"	"	"	"	"	"	"	"	"	"	"	"	"	"	"	"	"	
Narbonne	St-Laurent-de-la-Salanque	"	"	74	"	"	"	"	"	"	"	"	"	"	"	"	"	"	"	"	"	
	Leucate	"	"	148	"	"	"	"	"	"	"	"	"	"	"	"	"	"	"	"	"	
	La Nouvelle	"	1	"	"	"	"	2	12	8,000	"	"	"	"	"	"	"	"	"	"	"	
	Valras-la-Plage	"	"	46	"	"	"	"	"	"	"	"	"	"	"	"	"	"	"	"	"	
	Bages	"	"	88	"	"	"	2	11	27,000	"	"	"	"	"	"	"	"	"	"	"	
Agde	Gruissan	"	"	42	"	"	"	1	15	25,000	"	"	"	"	"	"	"	"	"	"	"	"
	Agde	"	3	"	4	140	260,000	"	"	"	"	"	"	"	"	"	"	"	"	"	"	
Cette	Marseillan	"	"	82	"	"	"	1	3	5,000	"	"	"	"	"	"	"	"	"	"	"	"
	Mèze	"	"	80	"	"	"	"	"	"	"	"	"	"	"	"	"	"	"	"	"	"
	Bouzigues	"	"	130	"	"	"	"	"	"	"	"	"	"	"	"	"	"	"	"	"	"
	Cette	"	1	"	3	485	450,000	"	"	"	"	"	"	"	"	"	"	"	"	"	"	"
Martigues	Palavas	"	"	292	"	"	"	7	68	160,000	"	"	"	"	"	"	"	"	"	"	"	"
	Aigues-Mortes	"	3	"	"	"	"	6	25	40,000	"	"	"	"	"	"	"	"	"	"	"	"
	Saint-Louis-du-Rhône	"	"	106	"	"	"	4	61	86,000	"	"	"	"	"	"	"	"	"	"	"	"
	Arles	"	1	"	"	"	"	"	"	"	"	"	"	"	"	"	"	"	"	"	"	"
Martigues	Port-de-Bouc	"	"	23	"	"	"	2	10	70,000	"	"	"	"	"	"	"	"	"	"	"	"
	Berre	"	"	30	"	"	"	"	"	"	"	"	"	"	"	"	"	"	"	"	"	"
	Martigues	"	7	"	4	143	160,000	"	"	"	"	"	"	"	"	"	"	"	"	"	"	"
TOTAUX de la 1 ^{re} Section		"	"	17	"	"	"	5	12	14,000	"	"	"	"	"	"	"	"	"	"	"	"
		"	"	31	"	"	"	"	"	"	"	"	"	"	"	"	"	"	"	"	"	"
		"	7	"	4	120	"	"	"	"	"	"	"	"	"	"	"	"	"	"	"	"
		"	"	386	"	"	520,000	39	112	40,755	"	"	"	"	"	"	"	"	"	"	"	"
		2	16	2,204	15	888	1,300,000	69	329	475,755												
		2,222																				

(nombre de bateaux, tonnage et valeur). — Valeur des engins.
commercial de la pêche en bateau. (Suite.)

VOILIERS						TOTAL DES BATEAUX.			VALEUR des ENGINES de pêche. francs.	RENDEMENT ÉCONOMIQUE. — Valeur des produits pêchés par les bateaux armés dans le Syndicat. francs.	RENDEMENT COMMERCIAL. — Valeur des produits de pêche française débarqués dans le Syndicat. francs.
PONTÉS.			NON PONTÉS.			Nombre.	Tonnage.	Valeur.			
Nombre.	Tonnage.	Valeur.	Nombre.	Tonnage.	Valeur.						
1	6	2,000	"	"	"	86	311	111,200	174,850	411,025	411,025
47	260	94,000	38	45	15,200	6	5	4,500	4,500	36,030	36,030
"	"	"	6	5	4,500	74	286	50,850	167,300	946,523	946,523
53	265	47,700	21	21	3,150	49	305	76,600	119,000	1,556,936	1,556,936
"	"	"	77	91	19,300	2	7	1,700	75,500	858,818	858,818
"	"	"	"	"	"	"	"	"	"	"	"
17	65	10,500	29	56	4,600	48	133	23,100	19,000	79,015	79,015
57	228	104,400	29	29	17,400	88	268	148,800	208,000	759,266	759,266
2	10	2,400	40	36	8,000	42	46	10,400	12,150	195,051	195,051
"	"	"	75	75	20,000	76	90	54,000	51,000	131,006	131,006
"	"	"	"	"	"	"	"	"	"	"	"
41	180	45,000	39	42	43,000	85	365	353,000	295,000	1,147,600	1,161,520
"	"	"	80	89	48,000	80	80	48,000	45,000	1,108,040	1,108,040
"	"	"	130	150	80,000	130	150	80,000	40,000	555,857	535,250
"	"	"	153	153	76,500	153	153	76,500	76,500	625,075	625,075
"	"	"	"	"	"	"	"	"	"	"	"
139	1,250	400,000	146	146	11,700	295	1,949	1,021,700	1,563,000	4,246,330	4,269,504
18	85	14,400	212	212	14,840	230	297	29,240	222,700	1,014,953	1,017,949
45	219	71,000	"	"	"	109	361	200,850	190,000	847,359	830,172
"	"	"	1	1	1,000	"	"	"	"	"	"
"	"	"	21	20	10,000	24	31	81,000	55,000	253,200	253,200
"	"	"	30	34	12,500	30	34	12,500	135,000	85,505	86,205
"	"	"	"	"	"	"	"	"	"	"	"
1	3	1,500	31	50	24,600	20	179	179,400	32,600	77,469	77,469
3	8	5,600	"	"	"	31	50	24,600	250,000	158,150	158,150
60	96	43,600	287	453	453,000	393	789	1,062,955	886,000	2,673,491	4,272,895
535	2,987	920,400	1,608	1,854	899,540	2,227	6,058	3,685,695	4,712,100	17,766,699	19,369,099

I. PÊCHE EN BATEAU. — Importance des entreprises de pêche
Rendement économique et rendement

QUARTIERS.	SYNDICATS ou PORTS.	ENTREPRISES DE PÊCHE.			BATEAUX À VAPEUR.			BATEAUX à PROPULSION MÉCANIQUE.		
		Sociétés ou compagnies d'armement.	Armateurs.	Patrons propriétaires.	Nombre.	Tonnage.	Valeur.	Nombre.	Tonnage.	Valeur.

III. — RÉGION DE LA MÉDITER

2° SECTION. — Du quartier de Marseille

Marseille.....	Carry-le-Rouet.....	"	"	44	"	"	"	14	34	63,000	
	L'Estaque.....	"	2	"	"	"	"	2	4	4,000	
	"	"	"	39	"	"	"	39	78	156,000	
	"	"	4	"	"	4	280	450,000	"	"	"
	Marseille.....	"	35	"	"	60	190	160,000	"	"	"
Marseille.....	"	"	384	"	8	830	550,000	119	345	310,000	
	Mazargues.....	"	"	68	"	"	"	26	53	55,000	
	Cassis.....	"	"	50	"	"	"	18	76	126,000	
La Ciotat.....	"	1	"	"	"	"	"	4	7	21,000	
	La Ciotat.....	"	"	68	"	"	"	39	56	302,000	
	Bandol.....	"	"	70	"	"	"	7	13	70,000	
Toulon.....	Sanary.....	"	"	35	"	"	"	"	"	"	
	La Seyne.....	"	"	128	"	"	"	4	6	24,000	
	Saint-Mandrier.....	"	"	94	"	"	"	25	50	85,000	
	"	"	8	"	"	"	"	"	"	"	
	Toulon.....	"	"	117	"	"	"	10	25	35,000	
Hyères.....	"	"	11	"	"	"	"	4	17	65,000	
	"	"	"	149	"	"	"	13	47	85,000	
	"	"	"	81	"	"	"	"	"	"	
Saint-Tropez.....	Saint-Tropez.....	"	"	73	"	"	"	"	"	"	
	Saint-Raphaël.....	"	"	"	"	"	"	"	"	"	
Cros de Cagnes... ..	Cannes.....	"	5	"	"	"	"	"	"	"	
	"	"	"	100	"	"	"	"	"	"	
	Golfe-Juan.....	"	1	"	"	"	"	4	13	15,000	
Cros de Cagnes... ..	"	"	"	38	"	"	"	"	"	"	
	Antibes.....	"	3	"	"	"	"	"	"	"	
	"	"	"	43	"	"	"	"	"	"	
Cros-de-Cagnes... ..	"	"	2	"	"	"	"	"	"	"	
	"	"	"	35	"	"	"	"	"	"	
	Nice.....	"	2	"	"	"	"	"	"	"	
Nice.....	Nice.....	"	"	74	"	"	"	"	"	"	
	Villefrancheu.....	"	"	134	"	"	"	"	"	"	
	Menton.....	"	"	32	"	"	"	"	"	"	
TOTALS de la 2° Section... ..		5	69	1,856	12	1,110	1,000,000	388	1,014	1,576,000	
				1,930							

(nombre de bateaux, tonnage et valeur). — Valeur des engins.
commercial de la pêche en bateau. (Suite.)

VOILIERS						TOTAL DES BATEAUX.			VALEUR des ENGINS de pêche.	RENDEMENT ÉCONOMIQUE. — Valeur des produits pêchés par les bateaux armés dans le Syndicat.	RENDEMENT COMMERCIAL. — Valeur des produits de pêche française débarqués dans le Syndicat.
PONTÉS.			NON PONTÉS.			Nombre.	Tonnage.	Valeur.			
Nombre.	Tonnage.	Valeur.	Nombre.	Tonnage.	Valeur.				tonn ² .	francs.	francs.

RANÉE (FRANCE ET CORSE). [Suite.]

au quartier de Nice.

"	"	"	30	49	10,200	44	83	73,200	142,000	228,330	228,330			
"	"	"	"	"	"	83	145	180,000	400,000	647,850	647,850			
"	"	"	42	63	20,000	"	"	"	"	"	"			
"	"	"	"	"	"	2	10	10,000	100	120	50,000			
"	"	"	"	"	"	6	12	25,000	124	225	68,000			
"	"	"	42	64	15,000	68	117	70,000	39,000	612,750	612,750			
"	"	"	32	38	19,000	50	114	145,000	150,000	152,951	152,951			
"	"	"	"	"	"	72	92	329,378	603,500	1,459,191	1,459,591			
"	"	"	63	86	40,000	70	99	110,000	67,000	341,250	341,250			
"	"	"	35	59	28,000	35	59	28,000	49,000	59,235	59,235			
"	"	"	124	189	36,400	128	195	60,400	32,000	47,027	47,027			
"	"	"	69	110	37,000	94	160	122,000	130,000	510,625	510,625			
"	"	"	8	15	6,400	125	200	116,400	75,000	373,530	373,530			
"	"	"	107	160	75,000	"	"	"	"	"	"			
"	"	"	3	16	18,000	4	12	10,000	140,000	1,269,340	1,269,340			
"	"	"	3	14	14,000	133	250	70,000	160	356	262,000			
"	"	"	81	162	39,640	81	162	39,640	115,500	381,151	381,151			
"	"	"	73	116	110,000	73	116	110,000	295,000	272,560	272,560			
"	"	"	5	10	15,000	105	160	165,000	150,000	573,780	573,780			
"	"	"	100	150	150,000	"	"	"	"	"	"			
"	"	"	1	2	800	43	75	39,800	45,000	227,295	227,295			
"	"	"	38	60	24,000	"	"	"	"	"	"			
"	"	"	9	18	18,000	52	81	53,000	95,000	616,152	616,152			
"	"	"	43	63	35,000	"	"	"	"	"	"			
"	"	"	4	8	3,200	39	53	24,210	120,000	543,100	543,100			
"	"	"	35	45	21,010	"	"	"	"	"	"			
"	"	"	2	2	900	76	93	34,200	62,000	179,416	179,416			
"	"	"	74	91	33,300	"	"	"	"	"	"			
"	"	"	134	215	44,000	134	215	44,000	150,000	238,298	238,298			
"	"	"	32	45	8,960	32	45	8,960	12,000	92,988	92,988			
TOTALS			14	52	67,000	1,573	2,456	995,188	1,987	4,632	3,638,188	3,922,000	15,985,019	14,382,619

I. PÊCHE EN BATEAU. — Importance des entreprises de pêche
Rendement économique et rendement

QUARTIERS.	SYNDICATS ou PORTS.	ENTREPRISES DE PÊCHE.			BATEAUX À VAPEUR.			BATEAUX à PROPULSION MÉCANIQUE.		
		Sociétés ou compagnies d'armement.	Armateurs.	Patrons propriétaires.	Nombre.	Tonnage.	Valeur.	Nombre.	Tonnage.	Valeur.

III. — RÉGION DE LA MÉDITER

3° SECTION. — Quartiers

Bastia	Bastia.....	"	"	84	"	"	"	"	"	
	Macinaggio.....	"	"	13	"	"	1	2	1,400	
	Centuri.....	"	"	12	"	"	2	4	10,500	
	Porticcio.....	"	"	3	"	"	"	"	"	
	Canari.....	"	"	15	"	"	"	"	"	
	Saint-Florent.....	"	"	13	"	"	"	"	"	
	L'île-Rousse.....	"	"	20	"	"	"	"	"	
Calvi.....	"	"	38	"	"	"	"	"		
Ajaccio.....	Ajaccio.....	"	"	163	"	"	1	2	6,000	
	Propriano.....	"	"	24	"	"	"	"	"	
	Bonifacio.....	"	"	38	"	"	3	6	15,000	
	Porto-Vecchio.....	"	"	2	"	"	"	"	"	
TOTAUX de la 3° Section.....				"	"	425	"	7	14	32,900
				425						

RÉCAPITULATION DE LA RÉGION DE

1 ^{re} SECTION.....	2	16	2,204	15	888	1,390,000	69	329	475,755			
2 ^e SECTION.....	5	69	1,856	12	1,110	1,000,000	388	1,014	1,576,000			
3 ^e SECTION.....	"	"	425	"	"	"	7	14	32,900			
TOTAUX de la Région.....				7	85	4,485	27	1,998	2,300,000	464	1,357	2,084,655
				4,577								

(nombre de bateaux, tonnage et valeur). — Valeur des engins.
commercial de la pêche en bateau. (Suite.)

VOILIERS						TOTAL DES BATEAUX.			VALEUR des ENGINS de pêche. francs.	RENDEMENT ÉCONOMIQUE. — Valeur des produits pêchés par les bateaux armés dans le Syndicat. francs.	RENDEMENT COMMERCIAL. — Valeur des produits de pêche française débarqués dans le Syndicat. francs.
PONTÉS.			NON PONTÉS.			Nombre.	Tonnage.	Valeur.			
Nombre.	Tonnage.	Valeur.	Nombre.	Tonnage.	Valeur.				tonn ² .	francs.	francs.

RANÉE (FRANCE ET CORSE). [Suite et fin.]

de Bastia et d'Ajaccio.

"	"	"	84	90	32,000	84	90	32,000	95,000	350,923	350,923
"	"	"	12	14	5,600	13	16	7,000	9,700	47,330	47,330
"	"	"	10	18	3,840	12	22	14,340	9,500	51,587	51,587
"	"	"	3	4	3,500	3	4	3,500	5,000	12,446	92,446
"	"	"	15	15	4,500	15	15	4,500	5,000	15,816	15,816
"	"	"	13	22	5,000	13	22	5,000	40,000	53,305	53,305
"	"	"	20	28	9,800	20	28	9,800	40,500	92,060	92,060
"	"	"	38	61	23,400	38	61	23,400	75,744	227,151	228,151
"	"	"	162	193	82,000	163	195	88,000	85,000	1,398,400	1,398,400
"	"	"	24	29	4,950	24	29	4,950	38,000	165,034	165,034
"	"	"	35	56	26,400	38	62	41,400	45,000	398,380	382,480
"	"	"	2	2	1,500	2	2	1,500	2,000	3,450	19,350
"	"	"	418	532	202,490	425	546	235,390	450,444	2,815,882	2,815,882

LA MÉDITERRANÉE (FRANCE ET CORSE).

535	2,987	920,400	1,608	1,854	899,540	2,227	6,058	3,685,695	4,712,100	17,766,699	19,369,099
14	52	67,000	1,573	2,456	995,188	1,987	4,632	3,638,188	3,922,000	15,985,019	14,382,619
"	"	"	418	532	202,490	425	546	235,390	450,444	2,815,882	2,815,882
549	3,039	987,400	3,599	4,842	2,097,218	4,639	11,236	7,559,273	9,084,544	36,567,600	36,567,600

I. PÊCHE EN BATEAU. — Importance des entreprises de Rendement économique et rendement

QUARTIERS.	SYNDICATS ou PORTS.	ENTREPRISES DE PÊCHE.			BATEAUX À VAPEUR.			BATEAUX à PROPULSION MÉCANIQUE.											
		Sociétés ou compagnies d'armement.	Armateurs.	Patrons propriétaires.	Nombre.	Tonnage.		Nombre.	Tonnage.										
						tonn ³ .	francs.		tonn ³ .	francs.									
Bône.....	La Calle.....	2	13	"	"	"	"	"	"	"	"	"	"	"	"	"	"	"	"
	Bône.....	"	11	"	2	62	90,000	"	"	"	"	"	"	"	"	"	"	"	"
Philippeville.....	Philippeville.....	1	"	"	2	62	120,000	"	"	"	"	"	"	"	"	"	"	"	"
	Collo.....	"	12	"	6	226	450,000	1	2	1,850	"	"	"	"	"	"	"	"	"
	Djidjelli.....	"	"	50	"	"	"	1	2	1,700	"	"	"	"	"	"	"	"	"
	Bougie.....	"	5	13	"	"	"	"	"	"	"	"	"	"	"	"	"	"	"
	Bougie.....	"	"	25	"	"	"	1	2	4,100	"	"	"	"	"	"	"	"	"
Alger.....	Dellys.....	"	1	"	"	"	"	"	"	"	"	"	"	"	"	"	"	"	"
	Alger.....	"	12	"	12	400	1,200,000	"	"	"	"	"	"	"	"	"	"	"	"
	Castiglione.....	"	"	205	"	"	"	"	"	"	"	"	"	"	"	"	"	"	"
	Cherchell.....	"	2	"	"	"	"	2	8	14,000	"	"	"	"	"	"	"	"	"
	Ténès.....	"	"	113	"	"	"	"	"	"	"	"	"	"	"	"	"	"	"
Oran.....	Mostaganem.....	"	2	"	4	193	340,000	"	"	"	"	"	"	"	"	"	"	"	"
	Oran.....	"	6	"	"	"	"	"	"	"	"	"	"	"	"	"	"	"	"
	Oran.....	"	40	"	6	185	600,000	"	"	"	"	"	"	"	"	"	"	"	"
	Oran.....	"	14	"	2	13	100,000	1	2	15,000	"	"	"	"	"	"	"	"	"
	Nemours.....	"	67	"	"	"	"	"	"	"	"	"	"	"	"	"	"	"	"
	Nemours.....	"	3	"	4	145	250,000	"	"	"	"	"	"	"	"	"	"	"	"
TOTAUX DE LA RÉGION DE L'ALGÉRIE...		13	146	910	46	1,538	4,015,000	16	77	144,650									
		1,069																	

IV. — RÉGION DE

pêche (nombre de bateaux, tonnage et valeur). — Valeur des engins. commercial de la pêche en bateau. (Suite.)

QUARTIERS.	SYNDICATS ou PORTS.	ENTREPRISES DE PÊCHE.			BATEAUX À VAPEUR.			BATEAUX à PROPULSION MÉCANIQUE.			VOILIERS			TOTAL DES BATEAUX.			VALEUR des ENGINS de pêche. francs.	RENDEMENT ÉCONOMIQUE. Valeur des produits pêchés par les bateaux armés dans le Syndicat. francs.	RENDEMENT COMMERCIAL. Valeur des produits de pêche française débarqués dans le Syndicat. francs.			
		Sociétés ou compagnies d'armement.	Armateurs.	Patrons propriétaires.	Nombre.	Tonnage.		Nombre.	Tonnage.		PONTÉS.		NON PONTÉS.		Nombre.	Tonnage.				Valeur.		
						tonn ³ .	francs.		tonn ³ .	francs.	Nombre.	Tonnage.	francs.	francs.								
Bône.....	La Calle.....	2	13	"	"	"	"	"	"	"	"	"	"	"	"	"	"	"	"			
	Bône.....	"	11	"	2	62	90,000	"	"	"	"	"	"	"	"	"	"	"	"			
Philippeville.....	Philippeville.....	1	"	"	2	62	120,000	"	"	"	"	"	"	"	"	"	"	"	"			
	Collo.....	"	12	"	6	226	450,000	1	2	1,850	"	"	"	"	"	"	"	"	"			
	Djidjelli.....	"	"	50	"	"	"	1	2	1,700	"	"	"	"	"	"	"	"	"			
	Bougie.....	"	5	13	"	"	"	"	"	"	"	"	"	"	"	"	"	"	"			
	Bougie.....	"	"	25	"	"	"	1	2	4,100	"	"	"	"	"	"	"	"	"			
Alger.....	Dellys.....	"	1	"	"	"	"	"	"	"	"	"	"	"	"	"	"	"	"			
	Alger.....	"	12	"	12	400	1,200,000	"	"	"	"	"	"	"	"	"	"	"	"			
	Castiglione.....	"	"	205	"	"	"	"	"	"	"	"	"	"	"	"	"	"	"			
	Cherchell.....	"	2	"	"	"	"	2	8	14,000	"	"	"	"	"	"	"	"	"			
	Ténès.....	"	"	113	"	"	"	"	"	"	"	"	"	"	"	"	"	"	"			
Oran.....	Mostaganem.....	"	2	"	4	193	340,000	"	"	"	"	"	"	"	"	"	"	"	"			
	Oran.....	"	6	"	"	"	"	"	"	"	"	"	"	"	"	"	"	"	"			
	Oran.....	"	40	"	6	185	600,000	"	"	"	"	"	"	"	"	"	"	"	"			
	Oran.....	"	14	"	2	13	100,000	1	2	15,000	"	"	"	"	"	"	"	"	"			
	Nemours.....	"	67	"	"	"	"	"	"	"	"	"	"	"	"	"	"	"	"			
	Nemours.....	"	3	"	4	145	250,000	"	"	"	"	"	"	"	"	"	"	"	"			
TOTAUX DE LA RÉGION DE L'ALGÉRIE...		13	146	910	46	1,538	4,015,000	16	77	144,650	126	804	740,000	977	2,014	1,950,500	1,165	4,433	6,850,150	4,440,300	26,163,989	26,163,989

L'ALGÉRIE.

I. PÊCHE EN BATEAU. — Importance des entreprises de pêche
Rendement économique et rendement

QUARTIERS.	SYNDICATS ou PORTS.	ENTREPRISES DE PÊCHE.			BATEAUX À VAPEUR.			BATEAUX à PROPULSION MÉCANIQUE.		
		Sociétés ou compagnies d'armement.	Armateurs.	Patrons propriétaires.	Nombre.	Tonnage.	Valeur.	Nombre.	Tonnage.	Valeur.
Région de la mer du Nord et de la Manche .		33	556	4,541	217	44,521	67,906,000	171	2,178	4,769,675
		5,130								
Région de l'Océan		20	1,247	9,146	146	27,126	41,023,500	168	977	1,467,500
		10,413								
Région de la Méditerranée. (France et Corse.)		7	85	4,485	27	1,998	2,390,000	464	1,357	2,084,655
		4,577								
Région de l'Algérie		13	146	910	46	1,538	4,015,000	16	77	144,650
		1,069								
Saint-Pierre-et-Miquelon		"	"	"	"	"	"	"	"	"
		1,069								
TOTAUX GÉNÉRAUX		73	2,034	19,082	436	75,183	115,334,500	819	4,589	8,466,480
		21,189								

RÉCAPITU

(nombre de bateaux, tonnage et valeur). — Valeur des engins.
commercial de la pêche en bateau. (Fin.)

VOILIERS						TOTAL DES BATEAUX.			VALEUR des ENGINS de pêche. francs.	RENDEMENT ÉCONOMIQUE. — Valeur des produits péchés par les bateaux armés dans le Syndicat. francs.	RENDEMENT COMMERCIAL. — Valeur des produits de pêche française débarqués dans le Syndicat. francs.
PONTÉS.			NON PONTÉS.			Nombre.	Tonnage.	Valeur.			
Nombre.	Tonnage.	Valeur.	Nombre.	Tonnage.	Valeur.				tonn ² .	francs.	
981	54,724	67,502,900	4,006	10,352	4,302,868	5,375	111,775	144,571,443	25,840,823	231,604,057	175,306,419
1,494	33,604	19,499,380	8,453	32,884	14,849,184	10,261	94,591	76,839,564	44,529,765	206,380,041	262,969,679
549	3,039	987,400	3,599	4,842	2,097,218	4,639	11,236	7,559,273	9,084,544	36,567,600	36,567,600
126	804	740,000	977	2,014	1,950,500	1,165	4,433	6,850,150	4,440,300	26,163,989	26,163,989
"	"	"	"	"	"	"	"	"	"	286,000	"
3,150	92,171	88,729,680	17,035	50,092	23,289,770	21,440	222,035	235,820,430	83,895,432	501,001,687	501,001,687

LATION.

II. PÊCHE EN BATEAU. — Renseignements sur le tonnage des bateaux.

QUARTIERS.	PORTS OU SYNDICATS.	NOM- BRE D'EN- TRE- PRISES de pêche.	BATEAUX VAPEUR.								BATEAUX À PROPULSION MÉCANIQUE.								VOILIERS.								TOTAL des BATEAUX.	TON- NAGE GLOBAL. tonneaux.																	
			RÉPARTITION SUIVANT LE TONNAGE.								RÉPARTITION SUIVANT LE TONNAGE.								RÉPARTITION SUIVANT LE TONNAGE.																										
			NOMBRE.	0 à 5 t ^s .	6 à 10 t ^s .	11 à 25 t ^s .	26 à 50 t ^s .	51 à 75 t ^s .	76 à 100 t ^s .	Plus de 100 t ^s .	NOMBRE.	0 à 5 t ^s .	6 à 10 t ^s .	11 à 25 t ^s .	26 à 50 t ^s .	51 à 75 t ^s .	76 à 100 t ^s .	Plus de 100 t ^s .	NOMBRE.	0 à 5 t ^s .	6 à 10 t ^s .	11 à 25 t ^s .	26 à 50 t ^s .	51 à 75 t ^s .	76 à 100 t ^s .	Plus de 100 t ^s .																			
I. — RÉGION DE LA MER DU NORD ET DE LA MANCHE.																																													
1 ^{re} SECTION. — Du quartier de Dunkerque au quartier de Rouen.																																													
Dunkerque.....	Dunkerque.....	80	1	"	1	"	"	"	"	"	"	"	"	"	"	"	25	10	13	2	"	"	"	"	"	"	"	89	43	25	20	"	"	"	1	115	1,069								
Gravelines.....	Gravelines.....	117	6	1	"	5	"	"	"	"	"	"	"	"	"	"	22	8	8	6	"	"	"	"	"	"	"	"	"	"	"	"	"	"	91	18	25	48	"	"	"	"	119	1,521	
Calais.....	Calais.....	91	4	"	"	"	3	1	"	"	"	"	"	"	"	"	13	12	"	"	1	"	"	"	"	"	"	"	"	"	"	"	"	"	"	87	47	29	11	"	"	"	"	104	614
Boulogne-sur-Mer.	Boulogne-sur-Mer.....	212	140	"	"	1	4	22	13	100	"	"	"	"	"	"	7	3	"	3	"	"	"	"	"	1	150	90	27	20	"	"	"	2	11	297	33,830								
	Étaples.....	89	"	"	"	"	"	"	"	"	"	"	"	"	"	"	"	"	"	"	"	"	"	"	"	"	89	18	12	51	8	"	"	"	"	89	1,368								
	Berck-sur-Mer.....	51	"	"	"	"	"	"	"	"	"	"	"	"	"	"	"	"	"	"	"	"	"	"	"	"	53	12	12	28	1	"	"	"	"	53	571								
	Le Crotoy.....	53	"	"	"	"	"	"	"	"	"	"	"	"	"	"	"	"	"	"	"	"	"	"	"	"	53	17	25	11	"	"	"	"	"	53	322								
	Saint-Valery-sur-Somme.	44	"	"	"	"	"	"	"	"	"	"	"	"	"	"	"	"	"	"	"	"	"	"	"	"	44	44	"	"	"	"	"	"	"	44	130								
Cayeux-sur-Mer.....	34	"	"	"	"	"	"	"	"	"	"	"	"	"	"	"	"	"	"	"	"	"	"	"	"	"	34	8	"	26	"	"	"	"	"	34	414								
Dieppe.....	Le Tréport.....	34	3	"	"	"	"	"	"	3	"	"	"	"	"	"	1	1	"	"	"	"	"	"	"	"	35	5	6	24	"	"	"	"	"	39	835								
	Dieppe.....	80	30	"	"	"	2	3	6	19	"	"	"	"	"	"	4	"	"	1	3	"	"	"	"	"	46	15	25	6	"	"	"	"	"	80	4,651								
Fécamp.....	Saint-Valery-en-Caux...	29	1	"	"	"	"	"	"	1	"	"	"	"	"	"	2	"	2	"	"	"	"	"	"	"	26	25	1	"	"	"	"	"	"	29	296								
	Saint-Pierre-en-Port....	15	"	"	"	"	"	"	"	"	"	"	"	"	"	"	"	"	"	"	"	"	"	"	"	"	15	15	"	"	"	"	"	"	"	15	20								
	Fécamp.....	71	20	"	"	"	"	"	"	20	"	"	"	"	"	"	4	1	"	3	"	"	"	"	"	"	101	29	6	4	8	1	2	51	125	19,806									
	Yport.....	26	"	"	"	"	"	"	"	"	"	"	"	"	"	"	12	"	12	"	"	"	"	"	"	"	14	9	5	"	"	"	"	"	"	26	140								
Étretat.....	33	"	"	"	"	"	"	"	"	"	"	"	"	"	"	6	2	4	"	"	"	"	"	"	"	27	26	1	"	"	"	"	"	"	33	109									
Le Havre.....	Le Havre.....	113	2	"	"	"	"	"	2	"	"	"	"	"	"	24	12	4	8	"	"	"	"	"	"	"	87	45	10	22	5	"	5	"	113	1,095									
Rouen.....	Duclair.....	35	"	"	"	"	"	"	"	"	"	"	"	"	"	"	"	"	"	"	"	"	"	"	"	"	35	35	"	"	"	"	"	"	"	35	35								
	Rouen.....	55	"	"	"	"	"	"	"	"	"	"	"	"	"	"	"	"	"	"	"	"	"	"	"	"	55	55	"	"	"	"	"	"	"	55	55								
TOTAUX de la 1 ^{re} Section.....		1,262	207	1	1	6	9	26	21	143							120	49	43	23	4	"	"	1	1,131	556	209	271	22	1	9	63	1,458	66,881											

II. PÊCHE EN BATEAU. — Renseignements sur le tonnage des bateaux. (Suite.)

QUARTIERS.	PORTS OU SYNDICATS.	NOM- BRE D'EN- TRE- PRISES de pêche.	BATEAUX À VAPEUR.							BATEAUX À PROPULSION MÉCANIQUE.							VOILIERS.							TOTAL des BATEAUX.	TON- NAGE GLOBAL.			
			RÉPARTITION SUIVANT LE TONNAGE.							RÉPARTITION SUIVANT LE TONNAGE.							RÉPARTITION SUIVANT LE TONNAGE.											
			NOMBRE.	0 à 5 t ^s .	6 à 10 t ^s .	11 à 25 t ^s .	26 à 50 t ^s .	51 à 75 t ^s .	76 à 100 t ^s .	Plus de 100 t ^s .	NOMBRE.	0 à 5 t ^s .	6 à 10 t ^s .	11 à 25 t ^s .	26 à 50 t ^s .	51 à 75 t ^s .	76 à 100 t ^s .	Plus de 100 t ^s .	NOMBRE.	0 à 5 t ^s .	6 à 10 t ^s .	11 à 25 t ^s .	26 à 50 t ^s .			51 à 75 t ^s .	76 à 100 t ^s .	Plus de 100 t ^s .
I. — RÉGION DE LA MER DU NORD ET DE LA MANCHE. (Suite.)																												
2° SECTION. — Du quartier de Honfleur au quartier de Cancale.																												
Honfleur	Quillebeuf et Berville	26	"	"	"	"	"	"	"	"	"	"	"	"	"	"	31	28	3	"	"	"	"	"	"	"	31	89
	Honfleur	51	"	"	"	"	"	"	3	"	3	"	"	"	"	"	76	29	36	11	"	"	"	"	"	"	79	504
	Trouville	56	"	"	"	"	"	"	4	"	3	"	1	"	"	"	52	8	6	25	11	2	"	"	"	56	987	
Caen	Dives	16	"	"	"	"	"	"	"	"	"	"	"	"	"	"	16	14	2	"	"	"	"	"	"	16	31	
	Caen	1	"	"	"	"	"	"	"	"	"	"	"	"	"	"	1	1	"	"	"	"	"	"	"	1	2	
	Ouistreham	68	"	"	"	"	"	"	"	"	"	"	"	"	"	"	68	56	"	11	1	"	"	"	"	68	250	
	Courseulles	45	"	"	"	"	"	"	"	"	"	"	"	"	"	"	45	45	"	"	"	"	"	"	"	45	97	
	Port-en-Bessin	81	1	"	"	"	"	"	8	"	"	"	3	5	"	"	75	55	1	1	18	"	"	"	"	84	1,381	
Grandcamp-les-Bains	119	1	"	"	"	1	"	8	1	"	7	"	"	"	"	110	76	17	12	5	"	"	"	"	119	1,037		
Cherbourg	Carentan	32	"	"	"	"	"	"	"	"	"	"	"	"	"	"	32	30	2	"	"	"	"	"	"	32	67	
	Saint-Vaast-la-Hougue	111	"	"	"	"	"	2	"	"	2	"	"	"	"	"	109	93	9	7	"	"	"	"	111	303		
	Barfleur	72	"	"	"	"	"	"	"	"	"	"	"	"	"	"	72	59	8	5	"	"	"	"	72	298		
	Fermanville	46	"	"	"	"	"	"	"	"	"	"	"	"	"	"	46	46	"	"	"	"	"	"	46	121		
	Cherbourg	108	7	"	"	"	"	1	9	4	4	1	"	"	"	92	91	1	"	"	"	"	"	"	108	1,339		
Omonville-la-Rogue	52	"	"	"	"	"	"	4	2	2	"	"	"	"	"	48	42	6	"	"	"	"	"	52	138			
Carteret	24	"	"	"	"	"	"	"	"	"	"	"	"	"	"	24	22	2	"	"	"	"	"	"	24	55		
Granville	Blainville	73	"	"	"	"	"	"	"	"	"	"	"	"	"	"	73	70	3	"	"	"	"	"	"	73	102	
	Regnéville	16	"	"	"	"	"	"	"	"	"	"	"	"	"	"	16	15	"	1	"	"	"	"	16	48		
	Granville	124	"	"	"	"	"	1	"	1	"	"	"	"	"	120	88	26	9	"	"	"	"	6	130	2,635		
Cancale	Cancale	225	"	"	"	"	"	"	"	"	"	"	"	"	"	225	135	51	33	5	"	"	"	1	225	1,340		
	Le Vivier	16	"	"	"	"	"	"	"	"	"	"	"	"	"	16	14	2	"	"	"	"	"	"	16	35		
TOTAUX de la 2° Section		1,362	9	"	"	"	1	"	1	39	7	13	10	4	5	"	1,356	1,017	175	115	40	2	"	7	1,404	10,949		

tonneaux.

II. PÊCHE EN BATEAU. — Renseignements sur le tonnage des bateaux. (Suite.)

QUARTIERS.	PORTS OU SYNDICATS.	NOM- BRE D'EN- TRE- PRISES de pêche.	BATEAUX À VAPEUR.							BATEAUX A PROPULSION MÉCANIQUE.							VOILIERS.							TOTAL des BATEAUX.	TON- NAGE GLOBAL. tonneaux.
			RÉPARTITION SUIVANT LE TONNAGE.							RÉPARTITION SUIVANT LE TONNAGE.							RÉPARTITION SUIVANT LE TONNAGE.								
			NOMBRE.	0 à 5 t ^s .	6 à 10 t ^s .	11 à 25 t ^s .	26 à 50 t ^s .	51 à 75 t ^s .	76 à 100 t ^s .	Plus de 100 t ^s .	NOMBRE.	0 à 5 t ^s .	6 à 10 t ^s .	11 à 25 t ^s .	26 à 50 t ^s .	51 à 75 t ^s .	76 à 100 t ^s .	Plus de 100 t ^s .	NOMBRE.	0 à 5 t ^s .	6 à 10 t ^s .	11 à 25 t ^s .	26 à 50 t ^s .		

RÉGION DE LA MER DU NORD ET DE LA MANCHE. (Suite.)

3^e SECTION. — Du quartier de Saint-Malo au quartier du Conquet.

Saint-Malo.....	Saint-Malo.....	92	1	"	"	"	"	"	"	1	"	"	"	"	"	"	"	96	18	"	"	"	"	"	78	97	24,258
	Saint-Servan.....	36	"	"	"	"	"	"	"	"	"	"	"	"	"	"	"	36	35	"	1	"	"	"	"	36	83
	Saint-Juliac.....	122	"	"	"	"	"	"	"	"	"	"	"	"	"	"	"	122	122	"	"	"	"	"	"	122	209
	Pleurtuit.....	49	"	"	"	"	"	"	"	"	"	"	"	"	"	"	"	49	49	"	"	"	"	"	"	49	95
	Dinard-Saint-Briac.....	33	"	"	"	"	"	"	"	"	"	"	"	"	"	"	"	33	30	3	"	"	"	"	"	33	67
Dinan.....	Pleudihen.....	27	"	"	"	"	"	"	"	"	"	"	"	"	"	"	"	27	25	2	"	"	"	"	"	27	60
	Plouer.....	19	"	"	"	"	"	"	"	"	"	"	"	"	"	"	"	19	19	"	"	"	"	"	"	19	34
	Saint-Jacut.....	36	"	"	"	"	"	"	"	"	"	"	"	"	"	"	"	36	32	4	"	"	"	"	"	36	87
	Dinan.....	4	"	"	"	"	"	"	"	"	"	"	"	"	"	"	"	4	4	"	"	"	"	"	"	4	12
Saint-Brieuc.....	Plévenon.....	54	"	"	"	"	"	"	"	"	"	"	"	"	"	"	"	54	50	4	"	"	"	"	"	54	107
	Pléneuf.....	42	"	"	"	"	"	"	"	"	"	"	"	"	"	"	"	42	39	2	"	"	"	"	1	42	302
	Saint-Brieuc.....	21	"	"	"	"	"	"	"	"	"	"	"	"	"	"	"	20	20	"	"	"	"	"	"	23	130
	Le Légué.....	29	"	"	"	"	"	"	"	"	"	"	"	"	"	"	"	29	3	14	12	"	"	"	"	29	242
Binic.....	Binic.....	13	"	"	"	"	"	"	"	"	1	"	1	"	"	"	"	12	12	"	"	"	"	"	"	13	23
	Portrieux.....	38	"	"	"	"	"	"	"	"	1	1	"	"	"	"	"	37	26	10	1	"	"	"	"	38	91
Paimpol.....	Plouha.....	18	"	"	"	"	"	"	"	"	"	"	"	"	"	"	"	18	18	"	"	"	"	"	"	18	27
	Plouézec.....	31	"	"	"	"	"	"	"	"	"	"	"	"	"	"	"	31	30	1	"	"	"	"	"	31	86
	Paimpol.....	173	"	"	"	"	"	"	"	"	"	"	"	"	"	"	"	173	101	18	43	"	"	"	11	173	2,732
	Pontrieux.....	23	"	"	"	"	"	"	"	"	"	"	"	"	"	"	"	23	15	"	8	"	"	"	"	23	110

II. PÊCHE EN BATEAU. — Renseignements sur le tonnage des bateaux. (Suite.)

QUARTIERS.	PORTS OU SYNDICATS.	NOM- BRE D'EN- TRE- PRISES de pêche.	BATEAUX À VAPEUR.							TOTAL des BATEAUX.	TON- NAGE GLOBAL. tonneaux.
			RÉPARTITION SUIVANT LE TONNAGE.								
			NOMBRE.	RÉPARTITION SUIVANT LE TONNAGE.							
				0 à 5 t ^s .	6 à 10 t ^s .	11 à 25 t ^s .	26 à 50 t ^s .	51 à 75 t ^s .	76 à 100 t ^s .		
Tréguier	Pleubian	50	"	"	"	"	"	"	"	"	"
	Tréguier	92	"	"	"	"	"	"	"	"	"
	Port-Blanc	39	"	"	"	"	"	"	"	"	"
Lannion	Perros-Guirec	36	"	"	"	"	"	"	"	"	"
	Pleumeur-Bodou	69	"	"	"	"	"	"	"	"	"
	Lannion	56	"	"	"	"	"	"	"	"	"
Morlaix	Plougasnou	56	"	"	"	"	"	"	"	"	"
	Morlaix	66	"	"	"	"	"	"	"	"	"
	Roscoff	149	"	"	"	"	"	"	"	"	"
	Plouñour-Trez	97	"	"	"	"	"	"	"	"	"
Le Conquet	Plouguerneau	262	"	"	"	"	"	"	"	"	"
	l'Aber-Wrach	233	"	"	"	"	"	"	"	"	"
	Porspoder	184	"	"	"	"	"	"	"	"	"
	Ouessant	84	"	"	"	"	"	"	"	"	"
	Molène (Île)	42	"	"	"	"	"	"	"	"	"
	Le Conquet	131	"	"	"	"	"	"	"	"	"
TOTAUX de la 3 ^e Section		2,506	1	"	"	"	"	"	"	"	"

QUARTIERS.	PORTS OU SYNDICATS.	NOM- BRE D'EN- TRE- PRISES de pêche.	BATEAUX À PROPULSION MÉCANIQUE.							TOTAL des BATEAUX.	TON- NAGE GLOBAL. tonneaux.
			RÉPARTITION SUIVANT LE TONNAGE.								
			NOMBRE.	RÉPARTITION SUIVANT LE TONNAGE.							
				0 à 5 t ^s .	6 à 10 t ^s .	11 à 25 t ^s .	26 à 50 t ^s .	51 à 75 t ^s .	76 à 100 t ^s .		

RÉGION DE LA MER DU NORD ET DE LA MANCHE. (Suite et fin.)

3^e SECTION. — Du quartier de Saint-Malo au quartier du Conquet. (Suite et fin.)

Tréguier	"	"	"	"	"	"	"	"	"	50	45	5	"	"	"	"	"	50	126
	"	"	"	"	"	"	"	"	"	92	87	1	"	"	"	"	4	92	688
	"	"	"	"	"	"	"	"	"	39	39	"	"	"	"	"	"	39	66
Lannion	"	"	"	"	"	"	"	"	"	33	26	7	"	"	"	"	"	36	105
	"	"	"	"	"	"	"	"	"	69	68	"	1	"	"	"	"	69	109
	"	"	"	"	"	"	"	"	"	56	56	"	"	"	"	"	"	56	140
Morlaix	"	"	"	"	"	"	"	"	"	3	3	"	"	"	"	"	"	56	223
	"	"	"	"	"	"	"	"	"	66	43	19	4	"	"	"	"	66	254
	"	"	"	"	"	"	"	"	"	1	"	"	1	"	"	"	"	149	520
	"	"	"	"	"	"	"	"	"	97	96	"	1	"	"	"	"	97	178
Le Conquet	"	"	"	"	"	"	"	"	"	262	260	2	"	"	"	"	"	262	786
	"	"	"	"	"	"	"	"	"	233	232	"	1	"	"	"	"	233	697
	"	"	"	"	"	"	"	"	"	184	182	"	2	"	"	"	"	184	401
	"	"	"	"	"	"	"	"	"	84	84	"	"	"	"	"	"	84	84
	"	"	"	"	"	"	"	"	"	42	17	14	11	"	"	"	"	42	283
	"	"	"	"	"	"	"	"	"	131	81	37	13	"	"	"	"	131	540
TOTAUX de la 3 ^e Section		2,506	1	"	"	"	"	"	"	2,500	2,127	170	109	"	"	"	94	2,513	33,945

RÉCAPITULATION DE LA RÉGION DE LA MER DU NORD ET DE LA MANCHE.

1 ^{re} Section	1,262	207	1	1	6	9	26	21	13	120	49	43	23	4	"	"	1	1,131	556	209	271	22	1	9	63	1,455	66,881
2 ^e Section	1,362	9	"	"	"	1	"	1	"	39	7	13	10	4	5	"	"	1,356	1,017	175	115	40	2	"	7	1,404	10,949
3 ^e Section	2,506	1	"	"	"	"	"	"	"	12	4	4	4	"	"	"	"	2,500	2,127	170	109	"	"	"	94	2,513	33,945
TOTAUX de la Région	5,130	217	1	1	6	10	26	22	13	171	60	60	37	8	5	"	1	4,987	3,700	554	495	62	3	9	164	5,375	111,775

II. PÊCHE EN BATEAU. — Renseignements

QUARTIERS.	PORTS OU SYNDICATS.	NOM- BRE D'EN- TRE- PRISES de pêche.	BATEAUX À VAPEUR.						
			RÉPARTITION SUIVANT LE TONNAGE.						
			NOMBRE.	0 à 5 t ⁵ .	6 à 10 t ⁵ .	11 à 25 t ⁵ .	26 à 50 t ⁵ .	51 à 75 t ⁵ .	76 à 100 t ⁵ .
RÉGION DE									
1 ^{re} SECTION. — Du quartier de Brest									
Brest.....	Brest.....	36	3	"	"	"	3	"	"
	Plougastel-Daoulas.....	82	"	"	"	"	"	"	"
	Le Faou.....	86	"	"	"	"	"	"	"
	Port-Launay.....	14	"	"	"	"	"	"	"
Camaret.....	Camaret.....	133	"	"	"	"	"	"	"
	Crozon.....	85	"	"	"	"	"	"	"
Douarnenez.....	Douarnenez.....	696	"	"	"	"	"	"	"
Audierne.....	Île de Sein.....	59	"	"	"	"	"	"	"
	Audierne.....	456	"	"	"	"	"	"	"
Le Guilvinec.....	Penmarch.....	279	"	"	"	"	"	"	"
	Le Guilvinec.....	437	"	"	"	"	"	"	"
	Pont-l'Abbé.....	355	"	"	"	"	"	"	"
	Quimper.....	96	"	"	"	"	"	"	"
Concarneau.....	Concarneau.....	540	"	"	"	"	"	"	"
Lorient.....	Doëlan.....	263	"	"	"	"	"	"	"
	Lorient.....	133	34	"	"	"	"	"	"
	Hennebont.....	13	"	"	"	4	"	"	30
	Port-Louis.....	368	"	"	"	"	"	"	"
Groix.....	Groix.....	696	"	"	"	"	"	"	"
Auray.....	Étel.....	235	"	"	"	"	"	"	"
	La Trinité-sur-Mer.....	33	"	"	"	"	"	"	"
	Quiberon.....	106	"	"	"	"	"	"	"
	Auray.....	107	"	"	"	"	"	"	"
	Larmor-Baden.....	24	"	"	"	"	"	"	"
	Honat.....	23	"	"	"	"	"	"	"
	Hoëdic.....	29	"	"	"	"	"	"	"

sur le tonnage des bateaux. (Suite.)

	BATEAUX À PROPULSION MÉCANIQUE.							VOILIERS.							TOTAL des BATEAUX.	TON- NAGE GLOBAL.		
	RÉPARTITION SUIVANT LE TONNAGE.							RÉPARTITION SUIVANT LE TONNAGE.										
	NOMBRE.	0 à 5 t ⁵ .	6 à 10 t ⁵ .	11 à 25 t ⁵ .	26 à 50 t ⁵ .	51 à 75 t ⁵ .	76 à 100 t ⁵ .	Plus de 100 t ⁵ .	NOMBRE.	0 à 5 t ⁵ .	6 à 10 t ⁵ .	11 à 25 t ⁵ .	26 à 50 t ⁵ .	51 à 75 t ⁵ .			76 à 100 t ⁵ .	Plus de 100 t ⁵ .
RÉGION DE																		
L'Océan.																		
au quartier de Noirmoutier.																		
								35	33	2	"	"	"	"	"	"	38	290
								90	13	63	14	"	"	"	"	"	90	720
								86	25	48	13	"	"	"	"	"	86	430
								14	14	"	"	"	"	"	"	"	14	14
								133	10	30	65	25	3	"	"	"	133	3,125
								85	22	34	29	"	"	"	"	"	85	605
							1	"	1	"	"	"	"	"	"	"	696	8,260
								59	19	22	17	1	"	"	"	"	59	510
								456	106	98	158	4	"	"	"	"	456	3,202
								279	174	86	19	"	"	"	"	"	279	893
								437	142	167	128	"	"	"	"	"	437	2,622
								355	334	17	4	"	"	"	"	"	355	1,018
								96	66	22	8	"	"	"	"	"	96	319
								540	267	143	83	23	21	3	"	"	540	5,903
								263	229	33	1	"	"	"	"	"	263	866
							1	"	50	68	9	"	"	"	"	"	162	8,907
								13	13	"	"	"	"	"	"	"	13	21
								382	142	111	70	57	2	"	"	"	382	4,270
								312	115	5	"	125	67	"	"	"	312	8,820
								235	99	25	54	56	1	"	"	"	235	3,123
								33	27	6	"	"	"	"	"	"	33	91
								106	80	22	4	"	"	"	"	"	106	300
								107	77	5	25	"	"	"	"	"	107	573
								24	23	1	"	"	"	"	"	"	24	90
								23	21	2	"	"	"	"	"	"	23	49
								29	29	"	"	"	"	"	"	"	29	63

II. PÊCHE EN BATEAU. — Renseignements

QUARTIERS.	PORTS OU SYNDICATS.	NOM- BRE D'EN- TRE- PRISES de pêche.	BATEAUX À VAPEUR.							
			RÉPARTITION SUIVANT LE TONNAGE.							
			NOMBRE.	1 à 5 t ^s .	6 à 10 t ^s .	11 à 25 t ^s .	26 à 50 t ^s .	51 à 75 t ^s .	76 à 100 t ^s .	Plus de 100 t ^s .
RÉGION DE										
1 ^{re} SECTION. — Du quartier de Brest										
Vannes.....	L'Île-aux-Moines.....	52								
	Vannes.....	2								
	Séné.....	166								
	Port-Navalo.....	28								
	Sarzeau.....	37								
	Damgan.....	24								
	La Roche-Bernard.....	45								
Redon.....	11									
Belle-Île.....	Sauzon.....	53								
	Le Palais.....	61								
Le Croisic.....	Piriac-sur-Mer.....	51								
	La Turballe.....	72								
	Le Croisic.....	73	1							
	Le Pouliguen.....	20							1	
Nantes.....	Saint-Nazaire.....	40								
	Montoir.....	6								
	Paimbœuf.....	30								
	Basse-Indre.....	145								
	Nantes.....	266								
Pornic.....	74									
Noirmoutier.....	Noirmoutier.....	90								
	Barbâtre.....	45								
	Beauvoir-sur-Mer.....	97								
	L'Île d'Yeu.....	164								
TOTAUX de la 1 ^{re} Section.....		7,036	38			7				31

sur le tonnage des bateaux. (Suite.)

	BATEAUX À PROPULSION MÉCANIQUE.								VOILIERS.								TOTAL des BATEAUX.	TON- NAGE GLOBAL. tonneaux.	
	RÉPARTITION SUIVANT LE TONNAGE.								RÉPARTITION SUIVANT LE TONNAGE.										
	NOMBRE.	0 à 5 t ^s .	6 à 10 t ^s .	11 à 25 t ^s .	26 à 50 t ^s .	51 à 75 t ^s .	76 à 100 t ^s .	Plus de 100 t ^s .	NOMBRE.	0 à 5 t ^s .	6 à 10 t ^s .	11 à 25 t ^s .	26 à 50 t ^s .	51 à 75 t ^s .	76 à 100 t ^s .	Plus de 100 t ^s .			
L'Océan. (Suite.)																			
au quartier de Noirmoutier. (Suite et fin.)																			
										52	50	2						52	80
										2		1			1			2	76
										166	50	116						166	819
										28	28							28	48
										37	37							37	67
										24	24							24	47
		1	1							44	33	7	4					45	154
										12	11							11	11
										53	52	1						53	122
		2	2							59	41	17	1					61	158
										51	35	8	8					51	250
										72	8	7	57					72	845
										72	22	26	23	1				73	774
										20	11	8	1					20	100
										40	22	13	5					40	187
										6	6							6	12
										30	27	2	1					30	52
										145	145							145	250
										266	266							266	266
			4	3	1					70	48	20	2					74	380
			4	3		1				86	22	48	16					90	375
										45	32	13						45	164
										97	58	39						97	338
										221	107	34	64	15	1			221	1,928
			13	9	2	1		1		6,711	3,530	1,647	1,103	322	101	3	5	6,762	62,587

II. PÊCHE EN BATEAU. — Renseignements

QUARTIERS.	PORTS.	NOM- BRE D'EN- TRE- PRISES de pêche.	BATEAUX À VAPEUR.						
			RÉPARTITION SUIVANT LE TONNAGE.						
			NOMBRE.	0 à 5 t.	6 à 10 t.	11 à 25 t.	26 à 50 t.	51 à 75 t.	76 à 100 t.

RÉGION DE

2° SECTION. — Du quartier des Sables

Les Sables-d'Olonne	Saint-Gilles-sur-Vie	201	"	"	"	"	"	"	"	"	"
	Les Sables-d'Olonne	385	"	"	"	"	"	"	"	"	"
La Rochelle	L'Aiguillon	89	"	"	"	"	"	"	"	"	"
	Marans	184	"	"	"	"	"	"	"	"	"
	La Rochelle	309	38	"	"	"	"	"	"	"	38
Île de Ré	Saint-Martin-de-Ré	40	"	"	"	"	"	"	"	"	"
	La Flotte	58	"	"	"	"	"	"	"	"	"
Île d'Oléron	Le Château d'Oléron	106	"	"	"	"	"	"	"	"	"
Rochefort	Fouras	46	"	"	"	"	"	"	"	"	"
	Rochefort	38	"	"	"	"	"	"	"	"	"
Marennes	Marennes	60	"	"	"	"	"	"	"	"	"
	La Tremblade	62	"	"	"	"	"	"	"	"	"
	L'Éguille	83	"	"	"	"	"	"	"	"	"
	Royan	27	"	"	"	"	"	"	"	"	"
	Mortagne-sur-Gironde	34	"	"	"	"	"	"	"	"	"
TOTAUX de la 2° Section		1,722	38	"	"	"	"	"	"	"	38

sur le tonnage des bateaux. (Suite.)

	BATEAUX À PROPULSION MÉCANIQUE.	VOILIERS.							TOTAL des BATEAUX.	TON- NAGE GLOBAL. tonneaux.
		RÉPARTITION SUIVANT LE TONNAGE.								
		NOMBRE.	0 à 5 t.	6 à 10 t.	11 à 25 t.	26 à 50 t.	51 à 75 t.	76 à 100 t.		

L'Océan. (Suite.)

d'Olonne au quartier de Marennes.

Les Sables-d'Olonne	"	1	"	"	1	"	"	"	"	200	167	11	22	"	"	"	"	201	943
	"	8	7	1	"	"	"	"	"	377	163	54	133	27	"	"	"	385	3,475
La Rochelle	"	"	"	"	"	"	"	"	"	89	89	"	"	"	"	"	"	89	153
	"	"	"	"	"	"	"	"	"	184	181	3	"	"	"	"	"	184	290
	"	4	"	"	4	"	"	"	"	318	210	42	23	41	"	"	2	360	12,825
Île de Ré	"	1	1	"	"	"	"	"	"	40	30	9	1	"	"	"	"	41	133
	"	"	"	"	"	"	"	"	"	62	25	24	13	"	"	"	"	62	366
Île d'Oléron	"	"	"	"	"	"	"	"	"	106	66	39	1	"	"	"	"	106	438
Rochefort	"	"	"	"	"	"	"	"	"	46	13	21	12	"	"	"	"	46	388
	"	"	"	"	"	"	"	"	"	38	23	8	4	3	"	"	"	38	127
Marennes	"	"	"	"	"	"	"	"	"	60	32	27	1	"	"	"	"	60	234
	"	"	"	"	"	"	"	"	"	62	50	11	1	"	"	"	"	62	199
	"	"	"	"	"	"	"	"	"	83	51	31	1	"	"	"	"	83	258
	"	"	"	"	2	"	"	"	"	25	12	4	8	1	"	"	"	27	303
	"	"	2	1	1	"	"	"	"	32	32	"	"	"	"	"	"	34	84
TOTAUX de la 2° Section		18	9	2	7	"	"	"	"	1,722	1,144	284	220	72	"	"	2	1,778	20,216

II. PÊCHE EN BATEAU. — Renseignements

sur le tonnage des bateaux. (Suite.)

QUARTIERS.	PORTS. OU SYNDICATS.	NOM- BRE D'EN- TRE- PRISES de pêche.	BATEAUX À VAPEUR.							BATEAUX À PROPULSION MÉCANIQUE.							VOILIERS.							TOTAL des BATEAUX.	TON- NAGE GLOBAL. tonneaux
			RÉPARTITION SUIVANT LE TONNAGE.							RÉPARTITION SUIVANT LE TONNAGE.							RÉPARTITION SUIVANT LE TONNAGE.								
			NOMBRE.	0 à 5 t.	6 à 10 t.	11 à 25 t.	26 à 50 t.	51 à 75 t.	76 à 100 t.	Plus de 100 t.	NOMBRE.	0 à 5 t.	6 à 10 t.	11 à 25 t.	26 à 50 t.	51 à 75 t.	76 à 100 t.	Plus de 100 t.	NOMBRE.	0 à 5 t.	6 à 10 t.	11 à 25 t.	26 à 50 t.		

RÉGION DE L'OcéAN. (Suite et fin.)

3° SECTION. — Du quartier de Pauillac au quartier de Bayonne.

Pauillac.....	Blaye.....	10	"	"	"	"	"	"	"	"	"	"	"	"	"	"	2	2	"	"	"	"	"	"	"	"	8	8	"	"	"	"	"	"	10	26	
	Pauillac.....	7	"	"	"	"	"	"	"	"	"	"	"	"	"	"	"	"	"	"	"	"	"	"	"	"	"	7	6	1	"	"	"	"	"	7	18
	Le Verdon.....	56	"	"	"	"	"	"	"	"	"	"	"	"	"	"	"	2	"	2	"	"	"	"	"	"	"	54	50	4	"	"	"	"	"	56	108
Bordeaux.....	Branne.....	146	"	"	"	"	"	"	"	"	"	"	"	"	"	"	"	"	"	"	"	"	"	"	"	"	"	146	146	"	"	"	"	"	"	146	176
	Libourne.....	145	"	"	"	"	"	"	"	"	"	"	"	"	"	"	"	1	1	"	"	"	"	"	"	"	"	144	144	"	"	"	"	"	"	145	229
	Podensac.....	51	"	"	"	"	"	"	"	"	"	"	"	"	"	"	"	"	"	"	"	"	"	"	"	"	"	51	51	"	"	"	"	"	"	51	102
	Bordeaux.....	118	4	"	"	"	"	"	"	"	"	"	"	"	"	"	"	2	2	"	"	"	"	"	"	"	"	116	116	"	"	"	"	"	"	122	2,490
Arcachon.....	Gujan-Mestras.....	100	"	"	"	"	"	"	"	"	"	"	"	"	"	"	"	29	18	11	"	"	"	"	"	"	"	71	71	"	"	"	"	"	"	100	214
	Arès.....	220	"	"	"	"	"	"	"	"	"	"	"	"	"	"	"	6	6	"	"	"	"	"	"	"	"	214	214	"	"	"	"	"	"	220	226
	La Teste.....	207	1	"	"	"	"	"	"	"	"	"	"	"	"	"	"	17	12	3	2	"	"	"	"	"	"	189	189	"	"	"	"	"	"	207	393
	Arcachon.....	104	34	"	"	"	"	"	2	1	31	"	"	"	"	"	"	43	32	6	5	"	"	"	"	"	"	54	54	"	"	"	"	"	"	131	6,149
Bayonne.....	Cap Breton.....	21	"	"	"	"	"	"	"	"	"	"	"	"	"	"	"	4	3	1	"	"	"	"	"	"	"	17	17	"	"	"	"	"	"	21	58
	Port-de-Laune.....	160	"	"	"	"	"	"	"	"	"	"	"	"	"	"	"	"	"	"	"	"	"	"	"	"	"	160	160	"	"	"	"	"	"	160	160
	Urt.....	50	"	"	"	"	"	"	"	"	"	"	"	"	"	"	"	"	"	"	"	"	"	"	"	"	"	50	50	"	"	"	"	"	"	50	50
	Bayonne.....	176	1	1	"	"	"	"	"	"	"	"	"	"	"	"	"	16	16	"	"	"	"	"	"	"	"	159	159	"	"	"	"	"	"	176	221
Saint-Jean-de-Luz.....	84	30	"	2	20	5	"	"	"	"	"	"	"	"	"	"	15	10	"	5	"	"	"	"	"	"	"	74	74	"	"	"	"	"	"	119	1,165
TOTAUX de la 3° Section.....		1,655	70	1	2	20	5	2	1	39	"	"	"	"	"	"	137	102	21	14	"	"	"	"	"	"	"	1,514	1,509	5	"	"	"	"	"	1,721	11,788

RÉCAPITULATION DE LA RÉGION DE D'OcéAN.

1° Section.....	7,036	38	"	"	"	7	"	"	31	13	9	2	1	"	1	"	"	6,711	3,530	1,647	1,103	322	101	3	5	6,762	62,587
2° Section.....	1,722	38	"	"	"	"	"	"	38	18	9	2	7	"	"	"	"	1,722	1,144	284	220	72	"	"	"	1,778	20,216
3° Section.....	1,655	70	1	2	20	5	2	1	39	137	202	21	14	"	"	"	"	1,514	1,509	5	"	"	"	"	2	1,721	11,788
TOTAUX.....	10,413	146	1	2	20	12	2	1	108	168	120	25	22	"	1	"	"	9,947	6,183	1,936	1,323	394	101	3	7	10,261	94,591

QUARTIERS	PORTS OU SYNDICATS.	NOM- BRE D'EN- TRE- PRISES de pêche.	BATEAUX À VAPEUR.							BATEAUX À PROPULSION MÉCANIQUE.							VOILIERS.							TOTAL des BATEAUX.	TON- NAGE GLOBAL. tonneaux		
			RÉPARTITION SUIVANT LE TONNAGE.							RÉPARTITION SUIVANT LE TONNAGE.							RÉPARTITION SUIVANT LE TONNAGE.										
			NOMBRE.	0 à 5 t ^s .	6 à 10 t ^s .	11 à 25 t ^s .	26 à 50 t ^s .	51 à 75 t ^s .	76 à 100 t ^s .	Plus de 100 t ^s .	NOMBRE.	0 à 5 t ^s .	6 à 10 t ^s .	11 à 25 t ^s .	26 à 50 t ^s .	51 à 75 t ^s .	76 à 100 t ^s .	Plus de 100 t ^s .	NOMBRE.	0 à 5 t ^s .	6 à 10 t ^s .	11 à 25 t ^s .	26 à 50 t ^s .			51 à 75 t ^s .	76 à 100 t ^s .
RÉGION DE LA MÉDITERRANÉE (FRANCE ET CORSE).																											
1 ^{re} SECTION. -- Du quartier de Port-Vendres au quartier de Martigues.																											
Port-Vendres	Banyuls-sur-Mer	86	"	"	"	"	"	"	"	"	"	"	"	"	"	"	86	46	40	"	"	"	"	"	"	86	311
	Port-Vendres	6	"	"	"	"	"	"	"	"	"	"	"	"	"	"	6	6	"	"	"	"	"	"	"	6	5
	Collioure	74	"	"	"	"	"	"	"	"	"	"	"	"	"	"	74	74	"	"	"	"	"	"	"	74	286
Narbonne	Saint-Laurent-de-la-Salanque	148	"	"	"	"	"	"	"	"	"	"	"	"	"	"	148	114	34	"	"	"	"	"	"	148	383
	Leucate	79	"	"	"	"	"	"	"	"	"	"	"	"	"	"	79	79	"	"	"	"	"	"	"	79	98
	La Nouvelle	47	"	"	"	"	"	"	"	"	"	"	"	"	"	"	2	2	"	"	"	"	"	"	"	46	133
	Valras-la-Plage	88	"	"	"	"	"	"	"	"	"	"	"	"	"	"	2	2	"	"	1	"	"	"	"	86	268
	Bages	42	"	"	"	"	"	"	"	"	"	"	"	"	"	"	"	42	40	2	"	"	"	"	"	42	46
Gruissan	76	"	"	"	"	"	"	"	"	"	"	"	"	"	"	1	"	"	1	"	"	"	"	"	75	90	
Adge	Adge	85	4	"	"	4	"	"	"	1	1	"	"	"	"	"	80	78	2	"	"	"	"	"	"	85	365
	Marseillan	80	"	"	"	"	"	"	"	"	"	"	"	"	"	"	80	80	"	"	"	"	"	"	"	80	80
Cette	Mèze	130	"	"	"	"	"	"	"	"	"	"	"	"	"	"	130	130	"	"	"	"	"	"	"	130	150
	Bouzigues	153	"	"	"	"	"	"	"	"	"	"	"	"	"	"	153	153	"	"	"	"	"	"	"	153	153
	Cette	293	3	"	"	"	"	"	"	7	1	"	6	"	"	"	285	247	"	38	"	"	"	"	"	295	1,949
	Palavas	230	"	"	"	"	"	"	"	"	"	"	"	"	"	"	230	222	8	"	"	"	"	"	"	230	297
	Aigues-Mortes	109	"	"	"	"	"	"	"	10	5	1	4	"	"	"	99	54	45	"	"	"	"	"	"	109	361
Martigues	Saint-Louis-du-Rhône	24	"	"	"	"	"	"	"	2	2	"	"	"	"	"	22	22	"	"	"	"	"	"	"	24	31
	Saintes-Maries-de-la-Mer	30	"	"	"	"	"	"	"	"	"	"	"	"	"	"	30	30	"	"	"	"	"	"	"	30	34
	Port-de-Bouc	18	4	"	"	4	"	"	"	5	5	"	"	"	"	"	11	11	"	"	"	"	"	"	"	20	179
	Berre	31	"	"	"	"	"	"	"	"	"	"	"	"	"	"	31	31	"	"	"	"	"	"	"	31	50
	Martigues	393	4	"	"	4	"	"	"	39	39	"	"	"	"	"	350	350	"	"	"	"	"	"	"	393	789
TOTAUX de la 1 ^{re} Section		2,222	15	"	"	12	"	"	"	69	53	5	11	"	"	"	2,143	1,963	141	39	"	"	"	"	"	2,227	6,058

II. PÊCHE EN BATEAU. — Renseignements sur le tonnage des bateaux. (Suite.)

QUARTIERS.	PORTS OU SYNDICATS.	NOM- BRE D'EN- TRE- PRISES de pêche.	BATEAUX À VAPEUR.							BATEAUX À PROPULSION MÉCANIQUE.							VOILIERS.							TOTAL des BATEAUX.	TON- NAGE GLOBAL.			
			RÉPARTITION SUIVANT LE TONNAGE.							RÉPARTITION SUIVANT LE TONNAGE.							RÉPARTITION SUIVANT LE TONNAGE.											
			NOMBRE.	0 à 5 t ^s .	6 à 10 t ^s .	11 à 25 t ^s .	26 à 50 t ^s .	51 à 75 t ^s .	76 à 100 t ^s .	Plus de 100 t ^s .	NOMBRE.	0 à 5 t ^s .	6 à 10 t ^s .	11 à 25 t ^s .	26 à 50 t ^s .	51 à 75 t ^s .	76 à 100 t ^s .	Plus de 100 t ^s .	NOMBRE.	0 à 5 t ^s .	6 à 10 t ^s .	11 à 25 t ^s .	26 à 50 t ^s .			51 à 75 t ^s .	76 à 100 t ^s .	Plus de 100 t ^s .
RÉGION DE LA MÉDITERRANÉE (FRANCE ET CORSE). [Suite.]																												
2° SECTION. — Du quartier de Marseille au quartier de Nice.																												
Marseille.....	Carry-le-Rouet.....	44	"	"	"	"	"	"	14	14	"	"	"	"	"	"	"	30	30	"	"	"	"	"	"	"	44	83
	L'Estaque.....	41	"	"	"	"	"	"	41	41	"	"	"	"	"	"	"	42	42	"	"	"	"	"	"	"	83	145
	Marseille.....	423	12	"	"	"	10	"	179	171	8	"	"	"	"	"	"	232	232	"	"	"	"	"	"	"	423	2,012
	Mazargues.....	68	"	"	"	"	"	"	26	25	1	"	"	"	"	"	"	42	42	"	"	"	"	"	"	"	68	117
La Ciotat.....	Cassis.....	50	"	"	"	"	"	"	18	18	"	"	"	"	"	"	"	32	32	"	"	"	"	"	"	"	50	114
	La Ciotat.....	60	"	"	"	"	"	"	43	42	1	"	"	"	"	"	"	29	29	"	"	"	"	"	"	"	72	92
	Baudol.....	70	"	"	"	"	"	"	7	7	"	"	"	"	"	"	"	63	63	"	"	"	"	"	"	"	70	99
Toulon.....	Sanary.....	35	"	"	"	"	"	"	"	"	"	"	"	"	"	"	"	35	35	"	"	"	"	"	"	"	35	59
	La Seyne.....	128	"	"	"	"	"	"	4	4	"	"	"	"	"	"	"	124	124	"	"	"	"	"	"	"	128	195
	Saint-Mandrier.....	94	"	"	"	"	"	"	25	25	"	"	"	"	"	"	"	69	69	"	"	"	"	"	"	"	94	160
	Toulon.....	125	"	"	"	"	"	"	10	10	"	"	"	"	"	"	"	115	115	"	"	"	"	"	"	"	125	200
Hyères.....	Hyères.....	160	"	"	"	"	"	"	17	10	7	"	"	"	"	"	"	143	130	13	"	"	"	"	"	"	160	356
	Hyères.....	160	"	"	"	"	"	"	17	10	7	"	"	"	"	"	"	143	130	13	"	"	"	"	"	"	160	356
Saint-Tropez.....	Saint-Tropez.....	81	"	"	"	"	"	"	"	"	"	"	"	"	"	"	"	81	81	"	"	"	"	"	"	"	81	162
	Saint-Raphael.....	73	"	"	"	"	"	"	"	"	"	"	"	"	"	"	"	73	73	"	"	"	"	"	"	"	73	116
Antibes.....	Cannes.....	105	"	"	"	"	"	"	"	"	"	"	"	"	"	"	"	105	105	"	"	"	"	"	"	"	105	160
	Le Golfe-Juan.....	39	"	"	"	"	"	"	4	2	2	"	"	"	"	"	"	39	39	"	"	"	"	"	"	"	43	75
	Antibes.....	46	"	"	"	"	"	"	"	"	"	"	"	"	"	"	"	52	52	"	"	"	"	"	"	"	52	81
	Cros-de-Cagnes.....	37	"	"	"	"	"	"	"	"	"	"	"	"	"	"	"	39	39	"	"	"	"	"	"	"	39	53
Nice.....	Nice.....	76	"	"	"	"	"	"	"	"	"	"	"	"	"	"	"	76	76	"	"	"	"	"	"	"	76	93
	Villefranche-sur-Mer.....	134	"	"	"	"	"	"	"	"	"	"	"	"	"	"	"	134	134	"	"	"	"	"	"	"	134	215
	Menton.....	32	"	"	"	"	"	"	"	"	"	"	"	"	"	"	"	32	32	"	"	"	"	"	"	"	32	45
TOTAUX de la 2° Section.....		1,930	12	"	"	"	10	"	388	369	19	"	"	"	"	"	"	1,587	1,574	13	"	"	"	"	"	"	1,987	4,632

II. PÊCHE EN BATEAU. — Renseignements

QUARTIERS.	PORTS OU SYNDICATS.	NOM- BRE D'EN- TRE- PRISES de pêche.	BATEAUX À VAPEUR.						
			RÉPARTITION SUIVANT LE TONNAGE.						
			NOMBRE.	0 à 5 t ^s .	6 à 10 t ^s .	11 à 25 t ^s .	26 à 50 t ^s .	51 à 75 t ^s .	76 à 100 t ^s .

sur le tonnage des bateaux. (Suite.)

BATEAUX À PROPULSION MÉCANIQUE.	RÉPARTITION SUIVANT LE TONNAGE.	NOMBRE.	0	6	11	26	51	76	Plus	NOMBRE.	VOILIERS.							TOTAL des BATEAUX.	TON- NAGE GLOBAL. tonneaux.
			RÉPARTITION SUIVANT LE TONNAGE.																
			NOMBRE.	0 à 5 t ^s .	6 à 10 t ^s .	11 à 25 t ^s .	26 à 50 t ^s .	51 à 75 t ^s .	76 à 100 t ^s .		Plus de 100 t ^s .	NOMBRE.	0 à 5 t ^s .	6 à 10 t ^s .	11 à 25 t ^s .	26 à 50 t ^s .	51 à 75 t ^s .		

RÉGION DE LA MÉDITERRANÉE

(FRANCE ET CORSE). [Suite et fin.]

3^e SECTION. — Des quartiers

de Bastia et d'Ajaccio.

Bastia	Bastia.....	84	"	"	"	"	"	"	"	"	84	84	"	"	"	"	"	84	90
	Macinaggio.....	13	"	"	"	"	"	"	"	"	12	12	"	"	"	"	"	13	16
	Centuri.....	12	"	"	"	"	"	"	"	"	2	2	"	"	"	"	"	12	22
	Porticciolo.....	3	"	"	"	"	"	"	"	"	"	3	3	"	"	"	"	3	4
	Canari.....	15	"	"	"	"	"	"	"	"	"	15	15	"	"	"	"	15	15
	Saint-Florent.....	13	"	"	"	"	"	"	"	"	"	13	13	"	"	"	"	13	22
	L'Île-Rousse.....	20	"	"	"	"	"	"	"	"	"	20	20	"	"	"	"	20	28
Calvi.....	38	"	"	"	"	"	"	"	"	"	38	38	"	"	"	"	38	61	
Ajaccio.....	Ajaccio.....	163	"	"	"	"	"	"	"	"	1	1	"	"	"	"	"	162	162
	Propriano.....	24	"	"	"	"	"	"	"	"	3	3	"	"	"	"	"	24	24
	Bonifacio.....	38	"	"	"	"	"	"	"	"	"	3	3	"	"	"	"	35	35
	Porto-Vecchio.....	2	"	"	"	"	"	"	"	"	"	2	2	"	"	"	"	2	2
TOTAUX de la 3 ^e Section.....		425	"	"	"	"	"	"	"	"	7	7	"	"	"	"	"	418	418

RÉCAPITULATION DE LA RÉGION

DE LA MÉDITERRANÉE.

1 ^{re} Section.....	2,222	15	"	"	"	12	"	"	"	3	69	53	5	11	"	"	"	2,143	1,963	141	39	"	"	"	"	2,227	6,058
2 ^e Section.....	1,930	12	"	"	"	10	"	"	"	2	388	369	19	"	"	"	"	1,587	1,574	13	"	"	"	"	1,987	4,632	
3 ^e Section.....	425	"	"	"	"	"	"	"	"	"	7	7	"	"	"	"	"	418	418	"	"	"	"	"	425	546	
TOTAUX GÉNÉRAUX.....		4,577	27	"	"	22	"	"	"	5	464	429	24	11	"	"	"	4,148	3,955	154	39	"	"	"	4,639	11,236	

RÉGION DE

L'ALGÉRIE.

Bône.....	La Calle.....	45	"	"	"	"	"	"	"	"	"	"	"	"	"	"	"	45	41	2	2	"	"	"	"	45	118
	Bône.....	94	2	"	"	1	1	"	"	"	"	"	"	"	"	"	"	146	134	"	12	"	"	"	"	148	552
Philippeville.....	Philippeville.....	63	8	"	"	2	4	2	"	"	2	2	"	"	"	"	"	68	68	"	"	"	"	"	"	78	431
	Collo.....	18	"	"	"	"	"	"	"	"	"	"	"	"	"	"	"	20	20	"	"	"	"	"	"	20	50
	Djidjelli.....	25	"	"	"	"	"	"	"	"	1	1	"	"	"	"	"	24	24	"	"	"	"	"	"	25	55
	Bougie.....	45	2	"	"	"	2	"	"	"	2	2	"	"	"	"	"	42	36	4	2	"	"	"	"	46	195

II. PÊCHE EN BATEAU. — Renseignements

QUARTIERS.	PORTS OU SYNDICATS.	NOM- BRE D'EN- TRE- PRISES de pêche.	BATEAUX À VAPEUR.						
			RÉPARTITION SUIVANT LE TONNAGE.						
			NOMBRE.	0 à 5 t.	6 à 10 t.	11 à 25 t.	26 à 50 t.	51 à 75 t.	76 à 100 t.
Alger.....	Dellys.....	23	"	"	"	"	"	"	"
	Alger.....	217	12	"	"	10	2	"	"
	Castiglione.....	115	"	"	"	"	"	"	"
	Cherchell.....	27	4	"	2	"	2	"	"
	Ténès.....	28	2	"	2	"	"	"	"
Oran.....	Mostaganem.....	48	4	"	"	4	"	"	"
	Arzew.....	85	8	2	6	"	"	"	"
	Oran.....	200	4	"	2	2	"	"	"
	Nemours.....	36	"	"	"	"	"	"	"
TOTAUX de l'Algérie.....		1,069	46	2	15	23	6	"	"

RÉCAPITU

Région de la mer du Nord et de la Manche....	5,130	217	1	1	6	10	26	22	151
— de l'Océan.....	10,413	146	1	2	20	12	2	1	108
— de la Méditerranée (France et Corse)..	4,577	27	"	"	"	22	"	"	5
— de l'Algérie.....	1,069	46	"	2	15	23	6	"	"
TOTAUX GÉNÉRAUX.....	21,189	436	2	5	41	67	34	23	264

sur le tonnage des bateaux. (Suite et fin.)

BATEAUX À PROPULSION MÉCANIQUE.	RÉPARTITION SUIVANT LE TONNAGE.							VOILIERS.							TOTAL des BATEAUX.	TON- NAGE GLOBAL. tonneaux.		
	RÉPARTITION SUIVANT LE TONNAGE.							RÉPARTITION SUIVANT LE TONNAGE.										
	NOMBRE.	0 à 5 t.	6 à 10 t.	11 à 25 t.	26 à 50 t.	51 à 75 t.	76 à 100 t.	Plus de 100 t.	NOMBRE.	0 à 5 t.	6 à 10 t.	11 à 25 t.	26 à 50 t.	51 à 75 t.			76 à 100 t.	Plus de 100 t.
ALGÈRE. (Suite et fin.)																		
"	"	"	"	"	"	"	"	"	24	22	2	"	"	"	"	"	24	52
"	"	"	"	"	"	"	"	"	205	205	"	"	"	"	"	"	217	883
2	2	"	"	"	"	"	"	"	115	109	6	"	"	"	"	"	117	281
"	"	"	"	"	"	"	"	"	25	25	"	"	"	"	"	"	29	187
"	"	"	"	"	"	"	"	"	28	28	"	"	"	"	"	"	30	90
"	"	"	"	"	"	"	"	"	53	51	"	2	"	"	"	"	57	331
1	1	"	"	"	"	"	"	"	84	76	2	6	"	"	"	"	93	449
6	6	"	"	"	"	"	"	"	190	184	"	6	"	"	"	"	200	622
2	"	"	2	"	"	"	"	"	34	34	"	"	"	"	"	"	36	137
16	14	"	2	"	"	"	"	"	1,103	1,057	16	30	"	"	"	"	1,165	4,433

LATION.

171	60	60	37	8	5	"	1	4,987	3,700	554	495	62	3	9	164	5,375	111,775
168	120	25	22	"	1	"	"	9,947	6,183	1,936	1,323	394	101	3	7	10,261	94,591
464	429	24	11	"	"	"	"	4,148	3,955	154	39	"	"	"	"	4,639	11,236
16	14	"	2	"	"	"	"	1,103	1,057	16	30	"	"	"	"	1,165	4,433
819	623	109	72	8	6	"	1	20,185	14,895	2,660	1,887	456	104	12	171	21,440	222,035

III. PÊCHE EN BATEAU. — Renseignements sur le personnel (importance

QUARTIERS.	PORTS SYNDICATS.	DÉCOMPOSITION DU PERSONNEL DES BATEAUX DE PÊCHE.									
		Capitaines ou patrons.	Seconds.	Officiers	Matelots.	Novices.	Mousses.	Mécaniciens.	Chauffeurs.	Soutiers.	Total.
Dunkerque.....	Dunkerque.....	117	2	2	250	40	24	1	2	"	438
Gravelines.....	Gravelines.....	61	1	2	586	90	60	2	3	"	805
Calais.....	Calais.....	104	5	"	229	27	28	5	4	"	402
Boulogne-sur-Mer.	Boulogne-sur-Mer.....	297	153	113	3,489	265	349	193	359	17	5,235
	Étaples.....	89	"	"	295	49	71	"	"	"	504
	Berck-sur-Mer.....	50	"	"	270	25	37	"	"	"	382
	Le Crotoy.....	53	"	"	106	10	16	"	"	"	185
	Saint-Valéry-sur-Somme.....	44	"	"	9	1	4	"	"	"	58
Dieppe.....	Cayeux-sur-Mer.....	34	"	"	78	7	8	"	"	"	127
	Le Tréport.....	39	"	"	82	17	18	3	9	3	171
Fécamp.....	Dieppe.....	80	3	"	522	40	40	30	60	25	800
	Saint-Valéry-en-Caux.....	29	"	"	60	5	8	2	2	"	106
	Saint-Pierre-en-Port.....	15	"	"	15	3	"	"	"	"	33
	Fécamp.....	125	64	14	1,632	105	121	20	60	20	2,161
	Yport.....	26	"	"	126	25	25	"	"	"	202
Le Havre.....	Étretat.....	33	"	"	70	10	12	"	"	"	125
	Le Havre.....	113	7	"	220	56	12	2	4	4	418
Rouen.....	Duclair.....	35	"	"	7	8	4	"	"	"	54
	Rouen.....	55	"	"	9	1	1	"	"	"	66
TOTAUX de la 1 ^{re} Section.....		1,399	235	131	8,055	781	841	258	503	69	12,272

RÉGION DE LA MER DU

1^{re} SECTION. — Du quartier de

numérique, qualités, âge, industries exercées accessoirement).

QUALITÉS DES COMMANDANTS.	ÂGE DES MARINS PÊCHEURS (ÉTAT-MAJOR ET ÉQUIPAGE).					NOMBRE de MARINS exerçant accés- soirement une autre industrie.	INDUSTRIES EXERCÉES PAR LES MARINS en dehors de la pêche.			
	Capitaines au long cours.	Capitaines au cabotage.	Marins titulaires d'autres brevets ou diplômes.	Patrons non brevetés.	Moins de 16 ans.			16 à 18 ans.	18 à 25 ans.	25 à 40 ans.
"	"	12	105	30	45	73	126	164	438	Cafetiers, dockers, tonneliers, cultivateurs.
3	18	20	20	60	90	120	304	231	50	Cartonniers, tonneliers.
"	"	5	99	28	27	72	128	147	43	Cafetiers, dockers, mareyeurs, commissionnaires.
1	13	153	130	392	222	623	1,305	2,693	588	Gardiens à bord, déchargement du poisson, salaisons.
"	"	"	89	71	49	44	151	189	"	"
"	"	"	50	37	25	38	103	179	"	"
"	"	"	53	16	10	66	65	28	"	"
"	"	"	44	4	1	4	18	31	"	"
"	"	"	34	8	7	12	28	72	"	"
"	"	4	35	18	17	25	61	50	"	"
"	2	48	30	40	40	150	350	220	70	Employés chez les mareyeurs au triage et emballage du poisson.
"	"	1	28	8	5	12	19	62	"	"
"	"	"	15	3	"	"	4	26	"	"
"	"	"	83	125	105	95	1,030	806	180	Charpentiers, tonneliers.
"	"	"	26	25	25	30	52	70	"	"
"	"	"	33	7	15	30	40	33	1	Charpentier.
2	"	"	111	12	52	26	54	274	"	"
"	"	"	35	4	8	6	1	35	"	"
"	"	"	55	1	1	5	12	47	"	"
6	68	250	1,075	889	744	1,431	3,851	5,357	1,370	

NORD ET DE LA MANCHE.

Dunkerque au quartier de Rouen.

III. PÊCHE EN BATEAU. — Renseignements sur le personnel (importance

QUARTIERS.	PORTS OU SYNDICATS.	DÉCOMPOSITION DU PERSONNEL DES BATEAUX DE PÊCHE.								Total.
		Capitaines ou patrons.	Seconds.	Officiers.	Matelots.	Novices.	Mousses.	Mécaniciens.	Chauffeurs.	

RÉGION DE LA MER DU

2° SECTION. — Du quartier de

Honfleur	Quillebeuf	31	"	"	14	6	7	"	"	"	58
	Honfleur	79	"	"	120	43	32	"	"	"	274
	Trouville	56	"	"	105	6	7	"	"	"	174
Caen	Dives	16	"	"	35	1	4	"	"	"	56
	Caen	1	"	"	"	"	"	"	"	"	1
	Ouistreham	68	"	"	40	7	4	"	"	"	119
	Courseulles	45	"	"	51	8	2	"	"	"	106
	Port-en-Bessin	84	"	"	123	13	18	2	2	"	242
Grandcamp	119	"	"	242	25	28	1	2	"	415	
Cherbourg	Carentan	32	"	"	5	1	3	"	"	"	41
	La Hougue	111	"	"	170	28	18	1	"	"	328
	Barfleur	72	"	"	98	22	36	"	"	"	228
	Fermanville	46	"	"	46	4	3	"	"	"	99
	Cherbourg	108	7	"	130	31	35	7	7	7	332
Omonville-la-Rogue	52	"	"	86	12	4	"	"	"	154	
Carteret	24	"	"	17	2	2	1	"	"	46	
Granville	Blainville	73	"	"	110	7	"	"	"	"	190
	Regnéville	16	"	"	48	2	2	"	"	"	68
	Granville	124	6	"	81	18	14	"	"	"	243
Cancalle	Cancalle	225	1	1	380	70	130	"	"	"	807
	Le Vivier	16	"	"	12	"	"	"	"	"	28
TOTAUX de la 2° Section		1,398	14	1	1,913	304	349	12	11	7	4,009

numérique, qualités, âge, industries exercées accessoirement). [Suite.]

QUALITÉS DES COMMANDANTS.	ÂGE DES MARINS PÊCHEURS. (ÉTAT-MAJOR ET ÉQUIPAGE.)					NOMBRE de MARINS exerçant accés- soirement une autre industrie.	INDUSTRIES EXERCÉES PAR LES MARINS en dehors de la pêche.	
	Capitaines au long cours.	Capitaines au cabotage.	Marins titulaires d'autres brevets ou diplômes.	Patrons non brevetés.	Moins de 16 ans.			16 à 18 ans.

NORD ET DE LA MANCHE. (Suite.)

Honfleur au quartier de Cancalle.

"	"	2	29	7	6	8	13	24	"	"
"	"	"	79	32	43	25	35	139	"	"
"	"	1	55	7	6	10	20	131	"	"
"	"	"	16	4	1	16	14	21	22	Bâtiment et usine.
"	"	"	1	"	"	"	"	1	"	"
"	"	"	68	4	8	20	30	57	"	"
"	"	"	45	2	8	14	36	46	"	"
"	"	2	82	18	13	10	87	114	"	"
"	"	1	118	28	23	66	130	168	10	Journaliers.
"	"	"	32	4	3	5	7	22	"	"
"	"	"	111	18	28	25	130	127	"	"
"	"	"	72	36	22	8	25	137	"	"
"	"	"	46	3	4	20	43	29	7	Cultivateurs.
"	"	7	101	35	31	47	74	145	"	"
"	"	"	52	6	12	25	37	74	12	Cultivateurs.
"	"	"	24	2	3	6	23	12	18	Cultivateurs.
"	"	"	73	"	7	20	88	75	100	Cultivateurs.
1	2	"	13	2	7	18	22	19	"	"
1	5	6	112	14	18	40	102	69	55	Charpentiers, gréeurs.
"	1	4	220	135	70	40	287	275	"	"
"	"	"	16	"	"	3	6	19	"	"
2	8	23	1,365	357	313	426	1,209	1,704	224	

III. PÊCHE EN BATEAU. — Renseignements sur le personnel (importance

QUARTIERS.	PORTS OU SYNDICATS.	DÉCOMPOSITION DU PERSONNEL DES BATEAUX DE PÊCHE.								Total.	
		Capitaines ou patrons.	Seconds.	Officiers.	Matelots.	Novices.	Mousses.	Mécaniciens.	Charbonniers.		Soutiers.
Saint-Malo.....	Saint-Malo.....	97	79	"	1,922	230	88	3	6	"	2,407
	Saint-Servan.....	36	"	"	3	4	3	"	"	"	46
	Saint-Suliac.....	122	"	"	58	4	2	"	"	"	186
	Pleurtaut.....	49	"	"	6	15	20	"	"	"	90
	Dinard.....	33	"	"	20	"	4	"	"	"	57
Dinan.....	Plouhennec.....	27	"	"	13	2	"	"	"	"	42
	Plouër.....	19	"	"	6	"	"	"	"	"	25
	Saint-Jacut.....	36	"	"	98	18	17	"	"	"	169
	Dinan.....	4	"	"	5	1	"	"	"	"	10
Saint-Brieuc.....	Plévenon.....	54	"	"	70	12	26	"	"	"	162
	Dahouet-Pléneuf.....	42	1	1	43	14	11	"	"	"	112
	Saint-Brieuc.....	23	"	"	35	4	3	3	"	"	68
	Le Légué.....	29	"	"	164	16	17	"	"	"	226
Binic.....	Binic.....	13	"	"	10	3	5	1	"	"	32
	Portrieux.....	38	"	"	22	6	5	"	"	"	71
Paimpol.....	Plouha.....	18	"	"	22	4	4	"	"	"	48
	Plouézec.....	31	"	"	32	7	5	"	"	"	75
	Paimpol.....	173	11	33	760	45	50	"	"	"	1,072
	Pontrieux.....	23	"	"	40	2	4	"	"	"	69

RÉGION DE LA MER DU

3° SECTION. — Du quartier de

numérique, qualités, âge, industries exercées accessoirement). [Suite.]

QUALITÉS DES COMMANDANTS.	ÂGE DES MARINS PÊCHEURS (ÉTAT-MAJOR ET ÉQUIPAGE).					NOMBRE de MARINS exerçant accessoirement une autre industrie.	INDUSTRIES EXERCÉES PAR LES MARINS en dehors de la pêche.			
	Capitaines au long cours.	Capitaines au cabotage.	Marins titulaires d'autres brevets ou diplômes.	Patrons non brevetés.	Moins de 16 ans.			16 à 18 ans.	18 à 25 ans.	25 à 40 ans.
1	78	"	18	88	230	601	1,000	488	"	"
"	"	"	36	3	4	8	15	16	"	"
1	14	4	103	2	4	27	62	91	"	"
"	"	"	49	20	15	"	4	51	10	Charpentiers.
"	"	"	33	2	1	3	13	38	30	Cultivateurs.
1	4	"	22	"	"	2	8	32	"	"
"	"	"	19	"	"	"	7	18	"	"
"	"	"	36	35	14	16	19	85	"	"
"	"	"	4	"	1	2	3	4	"	"
"	"	"	54	26	12	9	18	97	"	"
2	1	"	39	11	14	16	29	42	112	Cultivateurs.
"	"	3	20	3	3	18	27	17	"	"
"	"	"	29	17	15	13	34	147	"	"
"	"	"	13	5	3	"	8	16	"	"
1	"	2	35	5	8	10	19	29	"	"
1	1	"	16	4	4	4	16	20	7	Cultivateurs.
"	"	"	31	5	7	7	9	47	40	Cultivateurs.
"	15	6	152	50	45	64	210	703	"	"
"	"	"	23	4	2	12	18	33	15	Amendements marins.

NORD ET DE LA MANCHE. (Suite.)

Saint-Malo au quartier du Conquet.

III. PÊCHE EN BATEAU. — Renseignements sur le personnel (importance

QUARTIERS.	PORTS OU SYNDICATS.	DÉCOMPOSITION DU PERSONNEL DES BATEAUX DE PÊCHE.							
		Capitaines ou patrons.	Seconds.	Officiers.	Matelots.	Novices.	Mousses.	Mécaniciens.	Chauffeurs.

RÉGION DE LA MER DU

3° SECTION. — Du quartier de

Tréguier	Pleubian	50	"	"	30	27	18	"	"	"	125
	Tréguier	92	4	"	150	28	31	"	"	"	305
	Port-Blanc.....	39	"	"	30	12	15	"	"	"	96
Lannion.....	Ferros-Guirec	36	"	"	74	9	11	"	"	"	130
	Pleumeur-Bodou	69	"	"	55	17	13	"	"	"	154
	Lannion.....	56	"	"	59	20	15	"	"	"	150
Morlaix.....	Plougasnou	56	"	"	142	22	30	"	"	"	250
	Morlaix	66	"	"	58	19	40	"	"	"	183
	Roscoff.....	149	"	"	235	71	44	"	"	"	499
	Plounéour-Trez.....	97	"	"	102	21	15	"	"	"	235
Le Conquet.....	Plouguerneau	262	"	"	433	50	45	"	"	"	790
	L'Aberwrach.....	233	"	"	156	60	67	"	"	"	516
	Porspoder.....	184	"	"	200	37	19	"	"	"	440
	Ouessant.....	84	"	"	84	20	40	"	"	"	228
	Molène (Île).....	42	"	"	74	13	15	"	"	"	144
	Le Conquet.....	131	"	"	205	40	35	"	"	"	411
TOTAUX de la 3° Section.....		2,495	95	34	5,416	853	717	7	6	"	9,623

RÉCAPITULATION DE LA MER

1 ^{re} Section.....	1,399	235	131	8,055	781	841	258	503	69	12,272	
2 ^e Section.....	1,398	14	1	1,913	304	349	12	11	7	4,009	
3 ^e Section.....	2,495	95	34	5,416	853	717	7	6	"	9,623	
TOTAUX de la région de la mer du Nord et de la Manche.....		5,292	344	166	15,384	1,938	1,907	277	520	76	25,904

numérique, qualités, âge, industries exercées accessoirement). [Suite.]

QUALITÉS DES COMMANDANTS.	ÂGE DES MARINS PÊCHEURS. (ÉTAT-MAJOR ET ÉQUIPAGE.)					NOMBRE de MARINS exerçant accessoirement une autre industrie.	INDUSTRIES EXERCÉES PAR LES MARINS en dehors de la pêche.
	Capitaines au cabotage. Marins titulaires d'autres brevets ou diplômes.	Moins de 16 ans.	16 à 18 ans.	18 à 25 ans.	25 à 40 ans.		

NORD ET DE LA MANCHE. (Suite et fin.)

Saint-Malo au quartier du Conquet. (Suite et fin.)

"	"	"	50	18	27	8	20	52	15	Agriculteurs.
"	4	"	88	31	28	45	112	89	11	Amendements marins.
"	"	"	39	15	12	6	30	33	3	Agriculteurs.
"	2	"	34	11	9	13	21	76	1	Constructeur de bateaux.
"	2	2	65	13	17	20	25	79	"	"
"	"	"	56	15	20	20	35	60	10	Cultivateurs.
"	"	"	56	30	22	8	35	155	"	"
"	"	"	66	40	19	24	60	40	"	"
"	"	"	149	44	71	152	145	87	52	Cultivateurs.
"	"	"	97	15	21	43	76	80	220	Récolte du goémon.
"	"	"	262	45	50	200	250	245	200	Cultivateurs.
"	"	"	233	67	60	73	126	190	153	Cultivateurs.
"	"	"	184	19	37	91	121	172	250	Cultivateurs.
"	"	"	84	40	20	10	35	123	"	"
"	"	"	42	15	13	23	32	61	"	"
"	"	"	131	35	40	48	163	125	45	Cultivateurs.
7	121	17	2,368	733	848	1,596	2,805	3,641	1,174	

DU NORD ET DE LA MANCHE.

6	68	250	1,075	889	744	1,431	3,851	5,357	1,370
2	8	23	1,365	357	313	426	1,209	1,704	224
7	121	17	2,368	733	848	1,596	2,805	3,641	1,174
15	197	290	4,808	1,979	1,905	3,453	7,865	10,702	2,768

QUARTIERS.	PORTS OU SYNDICATS.	DÉCOMPOSITION DU PERSONNEL DES BATEAUX DE PÊCHE.								QUALITÉS DES COMMANDANTS.				ÂGE DES MARINS PÊCHEURS (ÉTAT-MAJOR ET ÉQUIPAGE).				NOMBRE de MARINS exerçant accés- soirement une autre industrie.	INDUSTRIES EXERCÉES PAR LES MARINS en dehors de la pêche.			
		Capitaines ou patrons.	Seconds.	Officiers.	Matelots.	Novices.	Mousses.	Mécaniciens.	Chauffeurs.	Soutiers.	Total.	Capitaines au long cours.	Capitaines au cabotage.	Marins titulaires d'autres brevets ou diplômes.	Patrons non brevetés.	Moins de 16 ans.	16 à 18 ans.			18 à 25 ans.	25 à 40 ans.	Plus de 40 ans.
RÉGION DE L'OcéAN.																						
1 ^{re} SECTION. — Du quartier de Brest au quartier de Noirmoutier.																						
Brest.....	Brest.....	38	3	"	140	20	34	6	18	"	259	"	"	3	35	34	18	14	38	155	"	
	Plougastel-Daoulas.....	90	"	"	585	93	22	"	"	"	790	"	"	"	90	22	93	135	245	295	"	
	Le Faou.....	86	"	"	180	30	34	"	"	"	530	"	"	"	86	34	30	70	100	96	65	Cultivateurs.
	Port-Launay.....	14	"	"	3	"	1	"	"	"	18	"	"	"	14	"	1	3	5	9	2	Cultivateurs.
Camaret.....	Camaret.....	133	"	"	550	70	95	"	"	"	848	"	"	"	133	85	80	220	300	163	600	Charpentiers et cultivateurs.
	Crozon.....	85	"	"	394	52	57	"	"	"	588	"	"	"	85	65	50	127	120	226	"	"
Douarnenez.....	Douarnenez.....	696	"	"	3,450	345	345	"	"	"	4,836	"	"	45	651	345	345	775	1,748	1,623	30	Terrassiers et maçons.
Audierne.....	Île de Sein.....	59	"	"	194	25	22	"	"	"	300	"	"	"	59	22	25	38	95	120	"	"
	Audierne.....	456	"	"	2,110	342	374	"	"	"	3,282	"	"	4	452	374	342	480	1,140	946	1,570	Cultivateurs.
Quimper.....	Penmarch.....	279	"	"	720	118	153	"	"	"	1,270	"	"	"	279	153	118	174	420	405	135	Employés dans les usines ou à la culture
	Le Guilvinec.....	437	"	"	1,299	134	159	"	"	"	2,029	"	"	"	437	159	134	612	607	517	68	Cultivateurs.
	Pont-l'Abbé.....	355	"	"	499	101	90	"	"	"	1,045	"	"	8	347	90	101	185	173	496	80	Cultivateurs.
	Quimper.....	96	"	"	180	100	52	"	"	"	428	3	3	7	83	53	100	43	52	180	37	Cultivateurs.
Concarneau.....	Concarneau.....	540	"	"	1,600	205	320	"	"	"	2,665	"	"	2	538	320	205	214	1,126	800	324	Cultivateurs.
	Doëlan.....	263	"	"	511	119	113	"	"	"	1,006	"	"	"	263	113	119	135	251	388	600	Cultivateurs.
Lorient.....	Lorient.....	162	34	"	609	70	90	68	68	34	1,135	"	30	4	128	90	70	150	555	270	150	Cultivateurs.
	Hennebont.....	13	"	"	20	3	6	"	"	"	42	"	"	"	13	6	3	4	10	19	4	Cultivateurs.
	Port-Louis.....	382	"	"	1,610	80	225	"	"	"	2,297	"	"	"	382	225	80	256	780	956	60	Cultivateurs.
Groix.....	Groix.....	312	"	"	848	95	170	"	"	"	1,425	"	"	60	252	170	95	90	665	405	"	"
	Étel.....	235	"	"	661	137	124	"	"	"	1,157	"	"	"	235	124	137	82	188	626	143	Ostréiculteurs.
Auray.....	La Trinité-sur-Mer.....	33	"	"	21	4	10	"	"	"	68	"	"	"	33	10	4	4	"	50	60	Ostréiculteurs.
	Quiberon.....	106	"	"	195	66	39	"	"	"	406	"	"	1	105	39	66	39	60	202	"	"
	Auray.....	107	"	"	104	45	48	"	"	"	304	"	"	"	107	48	45	16	60	135	50	Ostréiculteurs.
	Larmor-Baden.....	24	"	"	14	3	5	"	"	"	46	"	3	"	21	5	3	"	14	24	18	Ostréiculteurs.
	Houat.....	23	"	"	31	2	8	"	"	"	64	"	"	"	23	8	2	7	28	19	"	"
	Hoëdic.....	29	"	"	52	10	11	"	"	"	102	"	"	"	29	11	10	15	40	26	"	"

III. PÊCHE EN BATEAU. — Renseignements sur le personnel (importance numérique, qualités, âge, industries exercées accessoirement). [Suite.]

QUARTIERS.	PORTS OU SYNDICATS.	DÉCOMPOSITION DU PERSONNEL DES BATEAUX DE PÊCHES.									QUALITÉS DES COMMANDANTS.			ÂGE DES MARINS PÊCHEURS. (ÉTAT-MAJOR ET ÉQUIPAGE.)					NOMBRE de MARINS exerçant accessoirement une autre industrie.	INDUSTRIES EXERCÉES PAR LES MARINS en dehors de la pêche.		
		Capitaines ou patrons.	Seconds.	Officiers.	Matelots.	Novices.	Mousses.	Mécaniciens.	Chauffeurs.	Soutiers.	Total.	Capitaines au long cours.	Capitaines au cabotage.	Marins titulaires d'autres brevets ou diplômes.	Patrons non brevetés.	Moins de 16 ans.	16 à 18 ans.	18 à 25 ans.			25 à 40 ans.	Plus de 40 ans.
RÉGION DE L'Océan. (Suite et fin.)																			1 ^{re} SECTION. — Du quartier de Bréhat au quartier de Noirmoutier. (Suite.)			
Vannes	L'Île-aux-Moines	52	"	"	"	1	1	"	"	"	54	"	"	"	52	1	1	"	"	52	50	Cultivateurs, ostréiculteurs.
	Vannes	2	"	"	6	1	"	"	"	"	9	1	"	"	1	"	1	1	5	2	"	"
	Séné.	166	"	"	95	28	37	"	"	"	325	3	"	"	163	38	25	39	83	141	70	Ostréiculteurs.
	Port-Navalo	28	"	"	9	2	4	"	"	"	43	"	"	"	28	2	4	2	3	32	32	Agriculteurs.
	Sarzeau	37	"	"	6	3	2	"	"	"	48	"	"	"	37	2	3	3	4	36	"	"
	Damgan	24	"	"	19	6	5	"	"	"	54	"	"	"	24	5	6	15	8	20	40	Commerce de coquillages.
	La Roche-Bernard	45	"	"	27	3	8	"	"	"	83	"	"	"	45	8	3	14	23	35	3	Hôteliers-voituriers.
Redon	11	"	"	3	"	"	"	"	"	14	1	"	"	10	"	"	1	6	7	"	"	
Belle-Île	Sauzon	53	"	"	160	18	10	"	"	"	241	"	"	"	53	10	18	40	73	100	8	Débitants, épiciers.
	Le Palais	61	"	"	296	31	26	"	"	"	414	"	"	"	61	26	31	95	105	157	6	Débitants, épiciers.
Le Croisic	Piriac-sur-Mer	51	"	"	74	8	11	"	"	"	141	2	"	"	45	11	8	16	25	84	"	"
	La Turballe	72	"	"	291	46	34	"	"	"	443	"	"	"	72	34	46	21	120	222	"	"
	Le Croisic	73	1	"	145	18	22	1	2	2	264	"	"	"	7	66	22	18	65	97	62	"
	Le Pouliguen	20	"	"	25	"	"	"	"	"	45	"	3	"	17	"	"	1	18	26	"	"
Nantes	Saint-Nazaire	40	"	"	76	14	15	"	"	"	145	"	2	"	38	15	14	17	42	57	51	Manœuvres dans divers chantiers industriels.
	Montoir	6	"	"	1	"	"	"	"	"	7	"	"	"	6	"	"	"	3	4	6	Cultivateurs.
	Paimbœuf	30	"	"	18	2	"	"	"	"	50	"	"	"	30	"	2	2	7	39	"	"
	Basse-Indre	145	"	"	60	4	6	"	"	"	215	"	"	"	145	6	4	10	40	155	"	"
	Nantes	266	"	"	19	6	2	"	"	"	293	"	"	"	266	2	6	29	50	206	"	"
	Pornic	74	"	"	16	7	23	"	"	"	120	"	"	"	74	25	6	7	59	23	1	Marchand de poisson.
Noirmoutier	Noirmoutier	90	"	"	137	46	42	"	"	"	315	"	4	"	86	42	46	62	78	87	"	"
	Barbâtre	45	"	"	24	12	14	"	"	"	95	"	"	"	45	14	12	8	27	34	50	Agriculteurs.
	Beauvoir-sur-Mer	97	"	"	76	14	9	"	"	"	196	"	"	"	97	9	14	33	62	78	"	"
	Île d'Yeu	221	"	"	304	60	65	"	"	"	650	1	1	5	214	65	60	82	255	188	"	"
TOTAUX de la 1 ^{re} Section		6,762	38	"	18,467	2,599	2,943	75	88	36	31,008	8	44	155	6,555	2,942	2,604	4,451	10,013	10,998	4,313	

QUARTIERS.	PORTS OU SYNDICATS.	DÉCOMPOSITION DU PERSONNEL DES BATEAUX DE PÊCHE.								QUALITÉS DES COMMANDANTS.			ÂGE DES MARINS PÊCHEURS. (ÉTAT-MAJOR ET ÉQUIPAGE.)					NOMBRE de MARINS exerçant accés- soirement une autre industrie.	INDUSTRIES EXERCÉES PAR LES MARINS en dehors de la pêche.			
		Capitaines ou patrons.	Seconds.	Officiers.	Matelots.	Novices.	Mousses.	Mécaniciens.	Chauffeurs.	Soniers.	Total.	Capitaines au long cours.	Capitaines au cabotage.	Marins titulaires d'autres brevets ou diplômes.	Patrons non brevetés.	Moins de 16 ans.	16 à 18 ans.			18 à 25 ans.	25 à 40 ans.	Plus de 40 ans.
RÉGION DE L'Océan. (Suite.)																						
2° SECTION. — Du quartier des Sables d'Olonne au quartier de Marennes.																						
Les Sables-d'Olonne	Saint-Gilles-sur-Vie.....	201	"	"	360	50	55	"	"	"	666	"	"	"	201	55	50	100	330	131	12	Cultivateurs.
	Les Sables-d'Olonne.....	385	"	"	845	60	40	"	"	"	1,330	"	"	"	385	40	60	90	355	785	16	Charpentiers-maneuvres.
La Rochelle.....	L'Aiguillon.....	89	"	"	18	5	5	"	"	"	117	"	"	"	89	5	5	10	30	67	88	Mytiliculteurs.
	Marans.....	184	"	"	55	11	12	"	"	"	262	"	"	"	184	12	11	43	66	130	148	Cultivateurs.
	La Rochelle.....	360	40	4	347	156	123	40	120	"	1,190	"	7	32	321	120	170	103	509	258	200	Mytiliculteurs-ostreiculteurs
Ile de Ré.....	Saint-Martin-de-Ré.....	41	"	"	58	2	3	"	"	"	104	"	"	"	41	3	2	21	32	46	30	Agriculteurs, ostreiculteurs.
	La Flotte.....	62	"	"	85	10	12	"	"	"	169	"	"	"	62	12	10	23	18	106	30	Agriculteurs, ostreiculteurs.
Ile d'Oléron.....	Le Château d'Oléron.....	106	"	"	114	23	23	"	"	"	266	"	"	6	100	23	23	40	104	76	170	Ostreiculteurs.
Rochefort.....	Fouras.....	46	"	"	77	9	8	"	"	"	140	"	"	"	46	8	9	22	28	73	"	"
	Rochefort.....	38	"	"	107	5	"	"	"	"	150	"	"	"	38	"	5	21	59	65	25	Cultivateurs.
Marennes.....	Marennes.....	60	"	"	50	14	16	"	"	"	140	"	"	3	57	16	14	20	25	65	120	Ostreiculteurs-mytiliculteurs.
	La Tremblade.....	62	"	"	48	20	10	"	"	"	140	"	"	5	57	10	20	18	40	52	100	Ostreiculteurs.
	L'Éguille.....	83	"	"	58	12	12	"	"	"	165	"	"	1	82	12	12	18	37	86	100	Ostreiculteurs.
	Royan.....	27	"	"	45	5	"	"	"	"	77	"	"	1	26	"	5	15	39	18	"	"
	Mortagne-Sainte-Gironde....	34	"	"	22	8	4	"	"	"	68	"	"	"	34	4	8	8	26	22	"	"
TOTAUX de la 2° Section.....		1,778	40	4	2,289	390	323	40	120	"	4,984	"	7	48	1,723	320	404	552	1,698	2,010	1,039	

III. PÊCHE EN BATEAU. — Renseignements sur le personnel (importance

QUARTIERS.	PORTS OU SYNDICATS.	DÉCOMPOSITION DU PERSONNEL DES BATEAUX DE PÊCHE.									
		Capitaines ou patrons.	Seconds.	Officiers.	Matelots.	Novices.	Mousses.	Mécaniciens.	Chauffeurs.	Soutiers.	Total.
Pauillac.....	Blaye.....	10	"	"	7	2	"	"	"	"	19
	Pauillac.....	7	"	"	5	3	"	"	"	"	15
	Le Verdon.....	56	"	"	40	"	"	"	"	"	96
Bordeaux.....	Branne.....	146	"	"	25	9	6	"	"	"	186
	Libourne.....	145	"	"	5	6	4	"	"	"	160
	Podensac.....	51	"	"	39	2	6	"	"	"	98
	Bordeaux.....	122	4	"	119	4	4	4	32	16	305
Arcachon.....	Gujan-Mestras.....	100	"	"	173	23	27	"	"	"	323
	Arès.....	220	"	"	102	6	2	"	"	"	330
	La Teste.....	207	1	"	63	11	7	1	2	1	293
	Arcachon.....	131	34	1	188	35	34	34	104	"	561
Bayonne.....	Capbreton.....	21	"	"	58	11	8	4	"	"	102
	Port-de-Lanne.....	160	"	"	192	8	4	"	"	"	364
	Urt.....	50	"	"	45	58	5	"	"	"	158
	Bayonne.....	176	"	"	161	55	36	17	"	"	445
	Saint-Jean-de-Luz.....	119	8	"	328	22	16	45	35	"	573
TOTAUX de la 3 ^e Section.....		1,721	47	1	1,550	255	159	105	173	17	4,028

RÉCAPITULATION DE

1 ^{re} Section.....	6,762	38	"	18,467	2,599	2,943	75	88	36	31,008
2 ^e Section.....	1,778	40	4	2,289	390	323	40	120	"	4,984
3 ^e Section.....	1,721	47	1	1,550	255	159	105	173	17	4,028
TOTAUX de la Région.....	10,261	125	5	22,306	3,244	3,425	220	381	53	40,020

numérique, qualités, âge, industries exercées accessoirement). [Suite.]

QUARTIERS.	PORTS OU SYNDICATS.	QUALITÉS DES COMMANDANTS.					ÂGE DES MARINS PÊCHEURS. (ÉTAT-MAJOR ET ÉQUIPAGE.)					NOMBRE de MARINS exerçant accés- soirement une autre industrie.	INDUSTRIES EXERCÉES PAR LES MARINS en dehors de la pêche.
		Capitaines au long cours.	Capitaines au cabotage.	Marins titulaires d'autres brevets ou diplômes.	Patrons non brevetés.	Total.	Moins de 16 ans.	16 à 18 ans.	18 à 25 ans.	25 à 40 ans.	Plus de 40 ans.		
RÉGION DE L'OcéAN. (Suite et fin.)													
3 ^e SECTION. — Du quartier de Pauillac au quartier de Bayonne.													
Pauillac.....	Blaye.....	"	"	"	10	"	2	1	5	11	"	Viticulteurs.	
	Pauillac.....	"	"	"	7	"	3	5	5	2	"		
	Le Verdon.....	"	"	"	56	"	"	5	45	46	35		
Bordeaux.....	Branne.....	"	"	"	116	6	9	10	45	116	115	Viticulteurs, cultivateurs, tonneliers.	
	Libourne.....	"	"	"	145	4	6	15	50	85	40	Tonnelliers, cultivateurs.	
	Podensac.....	"	"	"	51	6	2	7	14	69	"	Employés dans les usines ou chantiers de construction.	
	Bordeaux.....	"	4	"	30	88	16	12	55	110	112		200
Arcachon.....	Gujan-Mestras.....	1	"	13	86	28	21	62	26	186	325	Ostréiculteurs.	
	Arès.....	"	"	2	218	2	6	21	77	224	100	Journaliers.	
	La Teste.....	"	"	11	196	7	11	33	63	179	51	Ostréiculteurs et professions diverses.	
	Arcachon.....	1	1	43	86	31	38	87	181	224	92	Ostréiculteurs.	
Bayonne.....	Capbreton.....	"	"	1	20	8	11	21	38	24	24	Bouhonniers et résiniers.	
	Port-de-Lanne.....	"	"	"	160	4	8	24	156	172	364	Cultivateurs, charpentiers, usiniers, manœuvres.	
	Urt.....	"	"	"	50	5	58	30	28	37	158	Charpentiers, cultivateurs.	
	Bayonne.....	"	"	"	176	36	55	22	58	274	320	Cultivateurs, dockers.	
	Saint-Jean-de-Luz.....	"	"	"	37	82	16	22	88	198	249	"	
TOTAUX de la 3 ^e Section.....		2	5	137	1,577	169	264	486	1,099	2,010	1,724		

LA RÉGION DE L'OcéAN.

8	44	155	6,555	2,942	2,604	4,451	10,013	10,998	4,313
"	7	48	1,723	320	401	552	1,698	2,010	1,039
2	5	137	1,577	169	264	486	1,099	2,010	1,724
10	56	340	9,855	3,431	3,272	5,489	12,810	15,018	7,076

III. PÊCHE EN BATEAU. — Renseignements sur le personnel (importance

QUARTIERS.	PORTS OU SYNDICATS.	DÉCOMPOSITION DU PERSONNEL DES BATEAUX DE PÊCHE.								Total.	
		Capitaines ou patrons.	Seconds.	Officiers.	Matelots.	Novices.	Mousses.	Mécaniciens.	Chaudfroids.		Soutiers.
RÉGION DE LA MÉDITERRANÉE.											
2 ^e SECTION. — Du quartier de Marseille											
Port-Vendres....	Banyuls-sur-Mer.....	86	"	"	220	14	18	"	"	"	338
	Port-Vendres.....	6	"	"	18	1	1	"	"	"	26
	Collioure.....	74	"	"	296	13	22	"	"	"	405
Narbonne.....	Saint-Laurent-de-la-Salanque.	148	"	"	175	65	49	"	"	"	437
	Leucate.....	79	"	"	28	6	3	"	"	"	116
	La Nouvelle.....	48	"	"	10	5	"	"	"	"	63
	Valras-la-Plage.....	88	"	"	54	6	6	"	"	"	154
	Bages.....	42	"	"	"	3	1	"	"	"	46
Agde.....	Gruissan.....	76	"	"	24	8	7	"	"	"	115
	Agde.....	85	"	"	160	12	18	4	4	"	283
Cette.....	Marseillan.....	80	"	"	20	10	8	"	"	"	118
	Mèze.....	130	"	"	7	6	9	"	"	"	152
	Bouzigues.....	153	"	"	12	3	4	"	"	"	172
	Cette.....	295	"	"	508	88	73	7	12	"	983
	Palavas.....	230	"	"	"	8	10	"	"	"	255
Martigues.....	Aigues-Mortes.....	109	"	"	184	10	6	"	"	"	309
	Saint-Louis-du-Rhône.....	24	"	"	8	2	"	"	"	"	34
	Sainte-Marie-de-la-Mer.....	30	"	"	3	2	1	"	"	"	36
	Port-de-Bouc.....	21	"	"	32	1	2	4	4	"	64
	Berre.....	31	"	"	7	2	"	"	"	"	40
TOTAUX de la 1 ^{re} Section.....	Martigues.....	393	"	"	579	30	25	8	8	"	1,043
		2,228	"	"	2,352	295	263	23	28	"	5,899

numérique, qualités, âge, industries exercées accessoirement). [Suite.]

QUALITÉS DES COMMANDANTS.	ÂGE DES MARINS PÊCHEURS (ÉTAT-MAJOR ET ÉQUIPAGES).					NOMBRE de MARINS exerçant accessoirement une autre industrie.	INDUSTRIES EXERCÉES PAR LES MARINS en dehors de la pêche.				
	Capitaines au long cours.	Capitaines au cabotage.	Marins titulaires d'autres brevets ou diplômes.	Patrons non brevetés.	Moins de 16 ans.			16 à 18 ans.	18 à 25 ans.	25 à 40 ans.	Plus de 40 ans.
(FRANCE ET CORSE.)											
au quartier de Martigues.											
"	"	"	"	86	18	14	17	110	179	138	Vignerons.
"	"	"	"	6	1	1	2	14	8	5	Dockers.
"	"	"	"	74	22	13	28	162	180	"	"
"	"	"	"	148	49	65	36	133	154	200	Agriculteurs.
"	"	"	"	79	4	5	15	38	54	46	Viticulteurs.
"	"	"	"	48	"	5	2	24	32	"	"
"	"	"	"	88	6	6	18	48	76	80	Vignerons.
"	"	"	"	42	1	3	"	9	33	"	"
"	"	"	"	76	7	8	9	23	68	"	"
"	"	5	"	80	18	12	15	50	188	20	Vignerons.
"	"	"	"	80	8	10	20	35	45	8	Vignerons.
"	"	"	"	130	9	6	14	53	70	46	Agriculteurs.
"	"	"	"	153	4	3	30	50	85	"	"
"	"	1	3	291	73	88	180	496	146	315	Dockers.
"	"	"	"	230	10	8	25	73	139	"	"
"	"	"	"	109	6	10	19	78	196	"	"
"	"	"	"	24	"	2	6	14	12	5	Dockers.
"	"	1	"	29	1	2	1	15	17	"	"
"	"	4	"	17	2	1	3	26	32	"	"
"	"	"	"	31	"	2	2	5	31	2	Agriculteurs.
"	"	8	2	383	25	30	346	302	340	4	Dockers.
"	"	9	15	2,204	264	294	788	1,758	2,085	869	

III. PÊCHE EN BATEAU. — Renseignements sur le personnel (importance

QUARTIERS.	PORTS OU SYNDICATS.	DÉCOMPOSITION DU PERSONNEL DES BATEAUX DE PÊCHE.								Total.	
		Capitaines ou patrons.	Seconds.	Officiers.	Matelots.	Novices.	Mousses.	Mécaniciens.	Chauffeurs.		Soutiers.
Marseille.....	Carry-le-Rouet.....	44	"	"	11	6	1	"	"	"	62
	L'Estaque.....	83	"	"	120	15	10	"	"	"	228
	Marseille.....	423	"	"	443	28	15	14	16	4	913
	Mazargues.....	98	"	"	15	12	10	"	"	"	105
La Ciotat.....	Cassis.....	50	"	"	55	7	3	"	"	"	120
	La Ciotat.....	72	"	"	67	8	5	"	"	"	152
	Bandol.....	70	"	"	8	3	2	"	"	"	83
Toulon.....	Sanary.....	35	"	"	12	"	1	"	"	"	48
	La Seyne.....	128	"	"	160	25	15	"	"	"	328
	Saint-Mandrier.....	94	"	"	39	13	13	"	"	"	159
	Toulon.....	125	"	"	85	15	15	"	"	"	240
	Hyères.....	160	"	"	235	28	20	"	"	"	443
Saint-Tropez....	Saint-Tropez.....	81	"	"	47	24	23	"	"	"	175
	Saint-Raphael.....	73	"	"	106	2	3	"	"	"	181
Antibes.....	Cannes.....	105	"	"	90	12	15	"	"	"	222
	Le Golfe-Juan.....	43	"	"	8	2	2	"	"	"	55
	Antibes.....	52	"	"	41	5	4	"	"	"	102
	Cros-de-Cagne.....	39	"	"	62	10	9	"	"	"	120
Nice.....	Nice.....	76	"	"	105	2	"	"	"	"	183
	Villefranche-sur-Mer.....	134	"	"	48	9	11	"	"	"	202
	Menton.....	32	"	"	32	6	5	"	"	"	75
TOTAUX de la 2° Section.....		1,987	"	"	1,789	232	187	14	16	4	4,229

numerique, qualités, âge, industries exercées accessoirement). [Suite.]

QUALITÉS DES COMMANDANTS.	ÂGE DES MARINS PÊCHEURS. (ÉTAT-MAJOR ET ÉQUIPAGE.)					NOMBRE de MARINS exerçant accessoirement une autre industrie.	INDUSTRIES EXERCÉES PAR LES MARINS en dehors de la pêche.				
	Capitaines au long cours.	Capitaines au cabotage.	Marins titulaires d'autres brevets ou diplômes.	Patrons non brevetés.	Moins de 16 ans.			16 à 18 ans.	18 à 25 ans.	25 à 40 ans.	Plus de 40 ans.
"	"	"	"	44	1	6	2	10	43	"	"
"	"	"	"	83	10	15	30	103	70	"	"
"	"	12	"	411	15	48	185	264	431	"	"
"	"	"	"	68	10	12	48	20	15	"	"
"	"	"	"	50	8	7	10	51	44	20	Employés au chargement des navires.
"	"	"	"	72	5	8	10	80	49	"	"
"	"	"	"	70	2	3	12	10	56	16	Cultivateurs et fleuristes.
"	"	"	"	35	1	"	2	15	30	"	"
"	"	"	"	128	15	22	80	65	146	"	"
"	"	"	"	94	13	13	14	58	61	"	"
"	"	"	"	125	15	15	35	50	125	5	Limonniers.
"	"	6	"	154	20	28	39	108	248	24	Cultivateurs.
"	"	"	"	81	23	24	19	39	70	"	"
"	"	"	"	73	3	2	19	72	88	"	"
"	"	6	"	99	15	12	15	52	128	42	Cultivateurs.
"	"	"	"	43	2	2	10	18	23	"	"
"	"	"	"	52	4	5	14	38	41	"	"
"	"	"	"	39	9	10	12	16	73	15	Jardiniers, cultivateurs.
"	"	"	"	76	"	2	17	79	85	80	Débardeurs, employés dans les théâtres et casinos.
"	"	"	"	134	11	9	17	56	109	48	Battelage dans la rade.
"	"	"	"	32	4	5	2	27	37	7	Débardeurs.
"	"	24	"	1,963	186	248	592	1,231	1,972	257	

RÉGION DE LA MÉDITERRANÉE.

(FRANCE ET CORSE.) [Suite.]

1° SECTION. — Du quartier de Port-Vendres

au quartier de Nice.

III. PÊCHE EN BATEAU. — Renseignements sur le personnel (importance

QUARTIERS.	PORTS OU SYNDICATS.	DÉCOMPOSITION DU PERSONNEL DES BATEAUX DE PÊCHE.							
		Capitaines ou patrons.	Seconds.	Officiers.	Matelots.	Novices.	Mousses.	Mécaniciens.	Chauffeurs.

RÉGION DE LA MÉDITERRANÉE.

3^e SECTION. — Du quartier de Bastia

Quartier	Capitaines ou patrons.	Seconds.	Officiers.	Matelots.	Novices.	Mousses.	Mécaniciens.	Chauffeurs.	Soutiers.	Total.
Bastia	84	"	"	105	52	18	"	"	"	259
Macinaggio	13	"	"	11	6	14	"	"	"	44
Centuri	12	"	"	9	5	6	"	"	"	32
Particciolo	3	"	"	8	"	3	"	"	"	14
Canari	15	"	"	5	6	4	"	"	"	30
Saint-Florent	13	"	"	6	8	"	"	"	"	27
Île-Rousse	20	"	"	21	5	10	"	"	"	56
Calvi	38	"	"	82	14	14	"	"	"	148
Ajaccio	38	"	"	62	10	24	"	"	"	134
Propriano	24	"	"	27	13	12	"	"	"	76
Bonifacio	163	"	"	180	90	58	"	"	"	491
Porto-Vecchio	2	"	"	1	"	"	"	"	"	3
TOTAUX de la 3^e Section	425	"	"	517	209	163	"	"	"	1,314

RÉCAPITULATION DE LA

1 ^{re} Section	2,228	"	"	2,352	295	263	23	28	"	5,189
2 ^e Section	1,987	"	"	1,789	232	187	14	16	4	4,229
3 ^e Section	425	"	"	517	209	163	"	"	"	1,314
TOTAUX de la Région	4,640	"	"	4,658	736	613	37	44	4	10,732

numérique, qualités, âges, industries exercées accessoirement). [Suite.]

QUALITÉS DES COMMANDANTS.				ÂGE DES MARINS PÊCHEURS. (ÉTAT-MAJOR ET ÉQUIPAGE.)					NOMBRE de MARINS exerçant accessoirement une autre industrie.	INDUSTRIES EXERCÉES PAR LES MARINS en dehors de la pêche.
Capitaines au long cours.	Capitaines au cabotage.	Marins titulaires d'autres brevets ou diplômes.	Patrons non brevetés.	Moins de 16 ans.	16 à 18 ans.	18 à 25 ans.	25 à 40 ans.	Plus de 40 ans.		

(FRANCE ET CORSE.) [Suite et fin.]

du quartier d'Ajaccio.

"	"	"	84	18	52	30	90	69	"	"
"	"	"	13	14	6	3	8	13	"	"
"	"	"	12	6	5	1	9	11	"	"
"	"	"	3	3	"	"	9	2	2	Cultivateurs.
"	"	"	15	4	6	4	7	9	"	"
"	"	"	13	"	8	"	10	9	"	"
"	"	"	20	10	5	12	14	15	"	"
"	"	1	37	14	14	37	50	33	"	"
"	"	"	38	24	10	21	40	39	"	"
"	"	"	24	12	13	9	26	16	"	"
"	"	"	163	58	90	60	185	98	"	"
"	"	"	2	"	"	1	1	1	"	"
"	"	1	424	163	209	178	449	315	2	"

RÉGION DE LA MÉDITERRANÉE.

"	9	15	2,204	264	294	788	1,758	2,085	869
"	"	24	1,963	186	248	592	1,231	1,972	257
"	"	1	424	163	209	178	449	315	2
"	9	40	4,591	613	751	1,558	3,438	4,372	1,128

III. PÊCHE EN BATEAU. — Renseignements sur le personnel (importance

QUARTIERS.	PORTS OU SYNDICATS.	DÉCOMPOSITION DU PERSONNEL DES BATEAUX DE PÊCHE.								Total.
		Capitaines ou patrons.	Seconds.	Officiers.	Matelots.	Novices.	Mousses.	Mécaniciens.	Chauffeurs.	
RÉGION DE L'ALGÉRIE.										
Bône.....	La Calle.....	45	"	"	115	5	7	"	"	172
	Bône.....	148	"	"	227	16	20	2	4	417
Philippeville.....	Philippeville.....	78	"	"	452	12	11	8	16	577
	Collo.....	20	"	"	66	4	"	"	"	90
	Djidjelli.....	25	"	"	93	7	1	"	"	126
	Bougie.....	46	"	"	137	6	2	2	4	197
	Dellys.....	24	"	"	61	5	1	"	"	91
Alger.....	Alger.....	217	"	"	483	40	104	12	24	892
	Castiglione.....	117	"	"	302	39	43	"	"	501
	Cherchell.....	29	"	"	104	17	10	2	8	170
	Ténès.....	30	"	"	39	3	4	2	4	82
Oran.....	Mostaganem.....	57	"	"	137	12	8	4	4	222
	Arzev.....	93	"	"	286	56	52	8	8	503
	Oran.....	200	"	"	593	130	225	4	12	1,164
	Nemours.....	36	"	"	194	6	4	"	"	240
TOTAUX de l'Algérie.....		1,165	"	"	32,89	358	492	44	84	5,444

numérique, qualités, âges, industries exercées accessoirement). (Suite et fin.)

QUALITÉS DES COMMANDANTS.	ÂGE DES MARINS PÊCHEURS. (ÉTAT-MAJOR ET ÉQUIPAGE.)					NOMBRE de MARINS exerçant accessoirement une autre industrie.	INDUSTRIES EXERCÉES PAR LES MARINS en dehors de la pêche.			
	Capitaines au long cours.	Capitaines au cabotage.	Marins titulaires d'autres brevets ou diplômes.	Patrons non brevetés.	Moins de 16 ans.			16 à 18 ans.	18 à 25 ans.	25 à 40 ans.
"	"	"	45	7	5	33	57	70	17	Liégeurs-charretiers.
"	"	3	145	20	16	23	151	207	77	Dockers-charretiers.
"	"	2	76	11	12	70	225	259	4	Employés aux salaisons.
"	"	1	19	"	4	28	47	11	54	Journaliers, manœuvres.
"	"	"	25	1	7	23	61	31	25	Boulangers, journaliers.
"	"	2	44	2	6	18	58	113	"	"
"	"	"	24	1	5	21	40	24	"	"
"	"	12	205	104	40	96	442	210	"	"
"	"	"	117	43	29	48	125	256	"	"
"	"	1	26	12	15	25	36	82	"	"
"	"	2	28	4	3	11	39	25	"	"
"	"	"	4	53	8	12	48	85	69	"
"	"	6	87	52	56	91	109	195	33	Dockers.
"	"	16	184	225	130	257	271	281	49	Idem.
"	"	"	36	4	6	46	144	40	"	"
TOTAUX.....		1	50	1,114	494	346	838	1,893	1,873	259

RÉCAPITULATION.

Région de la mer du Nord et de la Manche.....	5,292	344	166	15,384	1,938	1,967	277	520	76	25,904	15	197	290	4,808	1,979	1,905	3,453	7,865	10,702	2,768
Région de l'Océan.....	10,261	125	5	22,306	3,244	3,425	220	381	53	40,020	10	56	340	9,855	3,431	3,272	5,489	12,810	15,018	7,076
Région de la Méditerranée (France et Corse)....	4,640	"	"	4,658	736	613	37	44	4	10,732	"	9	40	4,591	613	751	1,558	3,438	4,372	1,128
Région de l'Algérie.....	1,165	"	"	3,289	358	492	44	84	12	5,444	"	1	50	1,114	494	346	838	1,893	1,873	259
TOTAUX GÉNÉRAUX.....	21,358	469	171	45,637	6,276	6,437	578	1,029	145	82,100	25	263	720	20,368	6,517	6,274	11,338	26,006	31,965	11,231

IV. PÊCHE À PIED. — Importance numérique des pêcheurs. — Rendement.

QUARTIERS.	PORTS OU SYNDICATS.	VALEUR des PRODUITS pêchés. francs.	PÊCHEURS À PIED.			TOTAL des PÊCHEURS.
			HOMMES.	FEMMES.	ENFANTS.	
RÉGION DE LA MER DU NORD ET DE LA MANCHE.						
Dunkerque.....	Dunkerque.....	265,300	50	110	20	180
Calais.....	Calais.....	163,258	103	93	55	251
Boulogne-sur-Mer.....	Boulogne-sur-Mer.....	109,816	41	139	40	220
	Étaples.....	104,830	45	80	142	267
	Berck-sur-Mer.....	365,000	50	120	40	210
	Le Crotoy.....	571,760	90	75	25	190
	Saint-Valery-sur-Somme.	68,287	20	"	"	20
	Cayeux-sur-Mer.....	27,957	20	10	"	30
Dieppe.....	Le Tréport.....	27,200	84	103	16	203
	Dieppe.....	262,420	385	320	145	850
Fécamp.....	Saint-Valery-en-Caux.	76,450	62	42	21	125
	Saint-Pierre-en-Port..	37,031	36	30	24	90
	Fécamp.....	10,560	12	12	11	35
	Yport.....	22,230	8	12	10	30
	Étretat.....	19,140	80	40	20	140
Honfleur.....	Honfleur.....	256,181	60	48	10	118
	Trouville.....	111,861	50	72	28	150
Caen.....	Dives.....	29,890	10	20	"	30
	Ouistreham.....	55,000	30	40	10	80
	Courseulles.....	44,500	36	21	10	67
	Port-en-Bessin.....	5,326	1	15	"	16
	Grandcamp et Isigny...	589,000	220	230	50	500
	Carentan.....	40,500	20	26	8	54

IV. PÊCHE À PIED. — Importance numérique des pêcheurs. — Rendement. (Suite.)

QUARTIERS.	PORTS OU SYNDICATS.	VALEUR des PRODUITS pêchés. francs.	PÊCHEURS À PIED.			TOTAL des PÊCHEURS.
			HOMMES.	FEMMES.	ENFANTS.	
RÉGION DE LA MER DU NORD ET DE LA MANCHE. (Suite.)						
Cherbourg.....	La Hougue.....	241,400	70	450	100	620
	Barfleur.....	10,500	69	85	36	190
	Fermanville.....	50,490	35	10	10	55
	Cherbourg.....	523,855	195	300	230	725
	Omonville-la-Rogue....	93,000	90	100	10	200
	Carteret.....	58,050	100	80	20	200
Granville.....	Blainville.....	370,709	250	110	70	430
	Regnéville.....	662,700	250	200	25	475
	Granville.....	172,660	45	120	35	200
Cancalle.....	Cancalle.....	628,360	200	200	50	450
	Le Vivier.....	205,460	200	150	50	400
Saint-Malo.....	Saint-Malo.....	44,020	45	35	20	100
	Saint-Servan.....	50,000	120	30	50	200
	Saint-Suliac.....	34,038	48	29	22	99
	Pleurtuit.....	21,000	40	50	30	120
	Dinard.....	41,300	80	120	120	320
Dinan.....	Pleudihen.....	18,445	30	40	10	80
	Plouër.....	4,075	15	45	30	90
	Saint-Jacut.....	29,950	40	135	28	203
Saint-Brieuc.....	Plévenon.....	13,700	70	45	56	171
	Dahouet-Pléneuf.....	66,200	50	70	50	210
	Saint-Brieuc.....	22,700	12	24	4	40
	Le Légué.....	9,100	3	20	"	23

IV. PÊCHE À PIED. — Importance numérique des pêcheurs. — Rendement. (Suite.)

QUARTIERS.	PORTS OU SYNDICATS.	VALEUR des PRODUITS pêchés. francs.	PÊCHEURS À PIED.			TOTAL des PÊCHEURS.
			HOMMES.	FEMMES.	ENFANTS.	
RÉGION DE LA MER DU NORD ET DE LA MANCHE. (Fin.)						
Binic.....	Binic.....	14,860	12	5	3	20
	Portrieux.....	778	10	12	8	30
Paimpol.....	Plouézec.....	12,405	60	150	50	260
	Paimpol.....	33,900	75	25	45	145
	Pontrieux.....	3,900	5	5	"	10
Tréguier.....	Pleubian.....	220,400	200	200	100	500
	Tréguier.....	94,740	105	95	50	250
	Port-Blanc.....	456,540	850	450	200	1,500
Lannion.....	Perros-Guirec.....	64,900	380	700	360	1,440
	Lannion.....	107,250	200	280	50	530
Morlaix.....	Plougasnou.....	89,950	80	75	60	215
	Morlaix.....	100,425	50	65	60	175
	Roscoff.....	377,600	150	60	60	270
	Plounéour-Trez.....	34,725	140	60	34	234
Le Conquet.....	Plouguerneau.....	707,000	500	500	200	1,200
	L'Aber-Wrach.....	110,050	102	130	92	324
	Porspoder.....	108,800	93	125	68	286
	Molène (Ile).....	18,158	23	85	30	138
	Le Conquet.....	164,452	58	32	26	116
TOTAUX de la région de la mer du Nord et de la Manche.....		9,356,042	6,703	7,160	3,237	17,100

IV. PÊCHE À PIED. — Importance numérique des pêcheurs. — Rendement. (Suite.)

QUARTIERS.	PORTS OU SYNDICATS.	VALEUR des PRODUITS pêchés. francs.	PÊCHEURS À PIED.			TOTAL des PÊCHEURS.
			HOMMES.	FEMMES.	ENFANTS.	
RÉGION DE L'OcéAN.						
Brest.....	Brest.....	145,200	20	80	20	120
	Plougastel-Daoulas.....	23,560	24	42	19	85
	Le Faou.....	237,000	420	540	200	1,160
	Port-Launay.....	5,905	3	"	"	3
Camaret.....	Crozon.....	12,050	174	86	66	326
Audierne.....	Audierne.....	360,000	245	100	650	995
Quimper.....	Penmarch.....	29,355	230	170	88	488
	Pont-l'Abbé.....	62,790	90	100	50	240
	Quimper.....	35,250	20	25	40	85
Concarneau.....	Concarneau.....	267,710	355	175	163	693
Lorient.....	Doelan.....	468,555	150	250	50	450
	Lorient.....	4,920	70	60	10	140
	Port-Louis.....	139,400	20	80	55	155
Auray.....	Étel.....	2,120	10	28	8	46
	La Trinité-sur-Mer.....	3,990	40	40	20	100
	Quiberon.....	88,850	420	164	136	720
	Auray.....	93,620	10	25	15	50
	Larmor-Baden.....	1,298	18	14	7	39
	Hoëdic.....	390	"	"	10	10

IV. PÊCHE À PIED. — Importance numérique des pêcheurs. — Rendement. (Suite.)

QUARTIERS.	PORTS OU SYNDICATS.	VALEUR des PRODUITS péchés. francs.	PÊCHEURS À PIED.			TOTAL des PÊCHEURS.
			HOMMES.	FEMMES.	ENFANTS.	
RÉGION DE L'OcéAN. (Suite.)						
Vannes.....	L'Isle-aux-Moines.....	15,160	60	35	20	115
	Séné.....	20,100	80	100	40	220
	Port-Navalo.....	23,905	5	4	"	9
	Damgan.....	39,350	40	70	30	140
	La Roche-Bernard.....	50,590	50	82	32	164
	Redon.....	400	40	"	"	40
Belle-Ile.....	Le Palais.....	5,395	50	15	"	65
Le Croisic.....	Piriac-sur-Mer.....	1,310	17	15	10	42
	La Turballe.....	25,114	80	45	15	140
	Le Croisic.....	261,900	46	61	24	131
	Le Pouliguen.....	91,410	100	180	20	300
Nantes.....	Saint-Nazaire.....	24,279	75	92	71	238
	Montoir.....	960	28	"	5	33
	Paimbœuf.....	83,640	58	16	6	80
	Pornic.....	943,500	150	180	70	400
Noirmoutier.....	Noirmoutier.....	243,065	240	250	210	700
	Barbâtre.....	18,944	23	68	27	118
	Beauvoir-sur-Mer.....	10,955	5	9	"	14
Les Sables-d'Olonne....	Saint-Gilles-sur-Vie....	58,100	600	350	120	1,070
	Les Sables-d'Olonne....	329,000	58	55	60	173

IV. PÊCHE À PIED. — Importance numérique des pêcheurs. — Rendement. (Suite.)

QUARTIERS.	PORTS OU SYNDICATS.	VALEUR des PRODUITS péchés. francs.	PÊCHEURS À PIED.			TOTAL des PÊCHEURS
			HOMMES.	FEMMES.	ENFANTS.	
RÉGION DE L'OcéAN. (Fin.)						
La Rochelle.....	L'Aiguillon.....	15,210	33	20	13	66
	Marans.....	208,660	152	55	30	237
	La Rochelle.....	1,088,400	325	130	55	510
Ile-de-Ré.....	Saint-Martin-de-Ré....	90,800	245	200	40	485
	La Flotte.....	72,670	200	285	15	500
Ile-d'Oléron.....	Château-d'Oléron.....	343,000	2,500	1,000	500	4,000
Rochefort.....	Fouras.....	193,700	35	150	30	215
	Rochefort.....	116,250	50	200	50	300
Marennes.....	Marennes.....	103,500	140	260	60	460
	La Tremblade.....	55,000	120	160	20	300
	L'Éguille.....	47,600	110	90	40	240
	Royan.....	200,000	50	160	60	270
Pauillac.....	Pauillac.....	25,000	130	20	10	160
	Le Verdon.....	48,000	50	20	"	70
Arcachon.....	Arès.....	2,276,110	300	600	100	1,000
	Gujan-Mestras.....	23,500	85	42	31	158
	La Teste.....	37,554	49	12	3	64
	Arcachon.....	102,700	63	74	22	159
Bayonne.....	Capbreton.....	54,770	40	48	32	120
	Urt.....	750	60	30	20	110
	Bayonne.....	65,000	90	35	25	150
	Saint-Jean-de-Luz.....	10,450	40	"	"	40
TOTALS de la région de l'Océan.....		9,407,664	6,397	4,927	1,794	13,118

IV. PÊCHE À PIED. — Importance numérique des pêcheurs. — Rendement. (Suite et fin.)

QUARTIERS.	PORTS OU SYNDICATS.	VALEUR des PRODUITS pêchés. francs.	PÊCHEURS À PIED.			TOTAL des PÊCHEURS.
			HOMMES.	FEMMES.	ENFANTS.	
RÉGION DE LA MÉDITERRANÉE. (FRANCE ET CORSE.)						
Narbonne.....	Leucate.....	9,000	15	6	"	21
	Valras-la-Plage.....	300	20	"	"	20
	Gruissan.....	16,000	6	15	"	21
Bastia.....	Maccinaggio.....	2,720	10	4	14	28
	Centuri.....	2,564	7	4	3	14
	Canari.....	750	6	3	2	11
	Saint-Florent.....	360	2	"	"	2
	Île-Rousse.....	800	20	"	"	20
TOTAUX de la région de la Méditerranée (France et Corse).....		32,494	86	32	19	137
RÉGION DE L'ALGÉRIE.						
Philippeville.....	Collo.....	1,500	11	"	4	15
RÉCAPITULATION.						
Région de la Mer du Nord et de la Manche.....		9,356,042	6,703	7,160	3,237	17,100
Région de l'Océan.....		9,407,664	6,397	4,927	1,794	13,118
Région de la Méditerranée (France et Corse).....		32,494	86	32	19	137
Région de l'Algérie.....		1,500	11	"	4	15
TOTAUX GÉNÉRAUX.....		18,797,700	13,197	12,119	5,054	30,370

V

PÊCHE EN MER.

GRANDE PÊCHE.

- 1° Terre-Neuve et Islande. (Rendement par ports d'armement des bateaux pêcheurs et ports de débarquement des produits de la pêche.)
- 2° Tableau détaillé des primes allouées pour encouragements aux pêches maritimes en 1921.
- 3° Tableau comparatif des primes allouées pour encouragements aux pêches maritimes de 1856 à 1921.

PORTS D'ARMEMENT DES BATEAUX PÊCHEURS.			PORTS DE DÉBARQUEMENT DE LA PÊCHE.													
PORTS D'ARMEMENT des BATEAUX PÊCHEURS.	QUANTI- TÉS PÊCHÉES.	VALEUR des PRODUITS pêchés.	BOULOGNE.		GRANVILLE.		SAINT-MALO.		SAINT-SERVAN.		BINIG.		LA ROCHELLE.		BORDEAUX.	
			QUANTITÉS.	VALEUR.	QUANTITÉS.	VALEUR.	QUANTITÉS.	VALEUR.	QUANTITÉS.	VALEUR.	QUANTITÉS.	VALEUR.	QUANTITÉS.	VALEUR.	QUANTITÉS.	VALEUR.
	kilog.	francs.	kilogr.	francs.	kilogr.	francs.	kilogr.	francs.	kilogr.	francs.	kilogr.	francs.	kilogr.	francs.	kilogr.	francs.
Boulogne.....	2,702,060	5,463,272	63,360	125,300	"	"	"	"	"	"	"	"	294,665	640,902	2,344,035	4,688,070
Fécamp.....	2,922,120	6,948,047	"	"	"	"	"	"	"	"	"	"	254,975	463,557	2,667,145	6,484,490
Le Havre.....	587,525	1,175,050	"	"	"	"	"	"	"	"	"	"	"	"	587,525	1,175,050
Granville.....	2,127,110	4,793,440	"	"	291,500	583,000	"	"	"	"	"	"	"	"	1,835,610	4,210,440
Cancalle.....	253,000	506,000	"	"	"	"	"	"	"	"	"	"	"	"	253,000	506,000
Saint-Malo.....	18,097,359	33,471,806	"	"	44,000	88,000	4,848,605	7,227,629	2,296,930	3,967,145	"	"	707,484	1,154,422	10,200,340	21,034,610
Dahouet.....	247,000	494,000	"	"	"	"	"	"	"	"	"	"	"	"	247,000	494,000
Paimpol.....	1,613,438	2,097,031	"	"	"	"	"	"	"	"	"	"	"	"	1,613,438	2,097,031
La Rochelle.....	664,315	1,458,546	"	"	"	"	"	"	"	106,000	212,000	254,385	385,686	303,930	860,860	
Bordeaux.....	2,973,685	6,797,560	"	"	"	"	"	"	"	"	"	"	"	2,973,685	6,797,560	
Arcachon.....	907,738	1,390,500	"	"	"	"	"	"	"	"	"	"	"	907,738	1,390,500	
Saint Pierre et Miquelon.....	143,000	286,000	"	"	"	"	"	"	"	"	"	"	"	"	143,000	286,000
TOTAUX.....	33,238,350	64,881,252	63,360	125,300	335,500	671,000	4,848,605	7,227,629	2,296,930	3,967,145	106,000	212,000	1,511,509	2,653,567	24,076,446	50,024,611

Quantités : 33,238,350 kilo

grammes. — Valeur : 64,881,252 francs.

I. MORUE (TERRE-NEUVE,

PORTS D'ARMEMENT DES BATEAUX PÊCHEURS.			PORTS					
PORTS D'ARMEMENT des BATEAUX PÊCHEURS.	QUANTI- TÉS PÊCHÉES.	VALEUR des PRODUITS pêchés.	DUNKERQUE.		GRAVELINES.		BOULOGNE.	
			QUANTITÉS.	VALEUR.	QUANTITÉS.	VALEUR.	QUANTITÉS.	VALEUR.
	kilogr.	francs.	kilogr.	francs.	kilogr.	francs.	kilogr.	francs.
Dunkerque	76,818	153,636	76,818	153,636	"	"	"	"
Gravelines	931,735	1,274,188	"	"	931,735	1,274,188	"	"
Boulogne	2,311,655	7,017,032	"	"	"	"	903,155	1,383,032
Fécamp	3,784,353	6,943,848	"	"	"	"	"	"
Le Havre	340,000	1,360,000	"	"	"	"	"	"
Granville	110,000	440,000	"	"	"	"	"	"
Saint-Malo	264,000	1,056,000	"	"	"	"	"	"
Paimpol	809,486	1,398,377	"	"	"	"	"	"
Bordeaux	689,740	2,758,960	"	"	"	"	"	"
Arcachon	258,270	310,000	"	"	"	"	"	"
TOTAUX	9,576,057	22,712,041	76,818	153,636	931,735	1,274,188	903,155	1,383,032

Quantités : 9,576,057 kilo

[ISLANDE]. [Suite.]

DE DÉBARQUEMENT DE LA PÊCHE.

FÉCAMP.		GRANVILLE.		SAINT-MALO.		BINIC.		LA ROCHELLE.		BORDEAUX.	
QUANTITÉS.	VALEUR.	QUANTITÉS.	VALEUR.	QUANTITÉS.	VALEUR.	QUANTITÉS.	VALEUR.	QUANTITÉS.	VALEUR.	QUANTITÉS.	VALEUR.
kilogr.	francs.	kilogr.	francs.	kilogr.	francs.	kilogr.	francs.	kilogr.	francs.	kilogr.	francs.
"	"	"	"	"	"	"	"	"	"	"	"
"	"	"	"	"	"	"	"	"	"	"	"
"	"	"	"	"	"	"	"	"	"	1,408,500	5,634,000
2,099,003	2,413,853	"	"	560,000	448,000	"	"	182,350	309,995	943,000	3,772,000
"	"	"	"	"	"	"	"	"	"	340,000	1,360,000
"	"	110,000	440,000	"	"	"	"	"	"	"	"
"	"	"	"	"	"	"	"	"	"	261,000	1,056,000
"	"	"	"	"	"	65,400	114,450	"	"	741,086	1,283,927
"	"	"	"	"	"	"	"	"	"	689,740	2,758,960
"	"	"	"	"	"	"	"	"	"	258,270	310,000
2,099,003	2,413,853	110,000	440,000	560,000	448,000	65,400	114,450	182,350	309,995	4,647,596	16,174,887

grammes. — Valeur : 22,712,041 francs.

II. Tableau détaillé des primes allouées pour encouragements aux pêches maritimes en 1921.

NATURE DES DÉPENSES.						MONTANT DES DÉPENSES.																									
<p>CHAPITRE 26. ENCOURAGEMENTS AUX PÊCHES MARITIMES. (Art. 1^{er} seulement.)</p> <table border="1" style="margin: auto;"> <tr> <td>Crédits...</td> <td>{</td> <td>Loi du 30 avril 1921</td> <td>1,980,000^f</td> <td rowspan="2">}</td> <td rowspan="2">2,290,000^f 00^c</td> <td rowspan="2"></td> </tr> <tr> <td></td> <td></td> <td>Arrêté du 12 avril 1922</td> <td>310,000</td> </tr> <tr> <td>Dépenses.....</td> <td></td> <td></td> <td></td> <td></td> <td>2,271,812 24</td> <td></td> </tr> <tr> <td colspan="5" style="text-align: center;">RESTE disponible.....</td> <td>18,187 76</td> <td></td> </tr> </table>							Crédits...	{	Loi du 30 avril 1921	1,980,000 ^f	}	2,290,000 ^f 00 ^c				Arrêté du 12 avril 1922	310,000	Dépenses.....					2,271,812 24		RESTE disponible.....					18,187 76	
Crédits...	{	Loi du 30 avril 1921	1,980,000 ^f	}	2,290,000 ^f 00 ^c																										
		Arrêté du 12 avril 1922	310,000																												
Dépenses.....					2,271,812 24																										
RESTE disponible.....					18,187 76																										
<p>ARTICLE PREMIER. — Primes à l'armement.</p>																															
	TAUX de la prime.	NOMBRE de navires.	JAUGE. tonneaux.	NOMBRE de marins employés à la pêche. à la sécherie.		NOMBRE total de marins.	SOMMES. francs.																								
	fr. c.																														
1° Zone dite de Terre-Neuve.....	}	sans sécherie..	27 00	77	23,857 69	2,523	"	2,523	6 8,121 00																						
		avec sécherie..	(1) 27 00	25	5,649 37	689	59	748	(3) 21,631 50																						
Zone dite d'Islande.....			45 00	42	13,502 14	1,352	"	1,352	60,840 00																						
Zone des îles Féroé.....			27 00	1	50 23	9	"	9	243 00																						
Sur le Dogger-Bank.....			13 50	"	"	"	"	"	"																						
Zone dite la Côte occidentale d'Afrique.....	}	sans sécherie..	27 00	"	"	"	"	"	"																						
		avec sécherie..	(1) 27 00	"	"	"	"	"	"																						
ENSEMBLE.....									150,835 ^f 50 ^c																						
2° 292 navires ou embarcations (ne comprenant pas plus de trois hommes d'équipage) armés à la côte de Saint-Pierre et Miquelon et montés par 584 marins ont eu droit, à raison de 27 francs (2) par marin, à une prime de..									15,768 ^f 00 ^c																						
Impressions.....									"																						

II. — Primes à l'exportation des produits de pêche.

434,022 ^{kt}	Morue séchée expédiée soit directement des lieux de pêche, soit des entrepôts de France à destination des pays étrangers ou des colonies françaises, hors des limites du cabotage international (prime 18 francs par quintal métrique).....	78,123 96	
1,626,000 ^{kt} 627	Morue séchée expédiée des ports de France, sans y avoir été entreposée, et importée dans les colonies françaises autres que l'Algérie ou dans les pays étrangers, hors des limites du cabotage international (prime 14 fr. 40 par quintal métrique).....	234,143 57	2,048,608 41
12,057,923 ^{kt}	Morue séchée expédiée des ports de France, sans y avoir été entreposée, et importée dans les colonies françaises autres que l'Algérie ou dans les pays étrangers, hors des limites du cabotage international (prime 14 fr. 40 par quintal métrique).....	1,736,340 88	
"	Morue séchée expédiée soit directement des lieux de pêche, soit des ports de France à destination des pays étrangers, dans les limites du cabotage international (prime 14 fr. 40 par quintal métrique).....	"	"
"	Morue repaquée en France et expédiée à destination des pays étrangers ou des colonies françaises (prime 10 fr. 80 par quintal métrique).....	"	"
"	Poissons pêchés à la Côte occidentale d'Afrique et séchés dans des conditions analogues à celles de la morue, expédiés soit directement des lieux de pêche, soit des ports de France à destination des pays étrangers ou des colonies françaises autres que l'Algérie, le Sénégal et la Mauritanie (prime 10 fr. 80 par quintal métrique).....	"	"

III. — Primes d'importation de rogues.

384,060 ^{kt} 548	Prime 13 fr. 50 par quintal métrique.....	51,847 90	51,847 90
---------------------------	---	-----------	-----------

IV. — Primes d'achat de rogues.

35,203 ^{kt} 400	Prime 13 fr. 50 par quintal métrique.....	4,752 43	4,752 43
TOTAUX du Chapitre 23.....			2,271,812 24

(1) Il est alloué une prime de 45 francs par homme effectivement employé à la sécherie, à raison d'un homme au plus par trois hommes employés à la pêche.
 (2) Les petits pêcheurs de Saint-Pierre et Miquelon ne se sont pas livrés à l'industrie de la sécherie en 1921.
 (3) La somme de 21,631 fr. 50 ne représente pas le décompte exact des primes par rapport au nombre de marins figurant à la statistique. La différence provient 1° de ce que le solde de prime d'un navire armé en 1920 a été payé sur les crédits de 1921; 2° de ce que la prime de sécherie n'a pas été allouée à six navires n'ayant effectué aucune opération de sécherie; 3° de ce que l'acompte de prime d'armement a été retenu sur le solde pour deux marins ayant manqué le départ.

III. Tableau comparatif des primes allouées pour encouragements aux pêches maritimes, de 1856 à 1921.

ANNÉES.	PRIMES D'ARMEMENT. francs.	PRIMES D'IMPORTATION de rogues par les navires pêcheurs. francs.	PRIMES D'ACHAT de rogues. francs.	PRIMES POUR LES POISSONS de la Côte occidentale d'Afrique expédiés directement des lieux de pêche ou exportés de France à destination de pays étrangers ou des colonies françaises autres que l'Algérie, le Sénégal et la Mauritanie. francs.	PRIMES POUR LES MORUES expédiées directement des lieux de pêche ou importées aux colonies. francs.	PRIMES POUR LES MORUES exportées en France à destination des pays européens et étrangers. francs.	TOTAUX. francs.
1856	514,590	8,823	"	"	1,945,582	583,662	3,052,457
1857	659,030	6,383	"	"	2,411,151	946,676	4,023,240
1858	712,910	6,436	"	"	2,922,214	847,526	4,489,086
1859	722,500	11,136	"	"	2,712,741	793,578	4,239,955
1860	678,335	12,873	"	"	2,055,648	427,862	3,174,718
1861	687,210	21,659	"	"	1,661,315	691,829	3,062,013
1862	719,440	26,048	"	"	1,297,230	527,356	2,570,074
1863	709,067	43,571	"	"	1,415,492	445,019	2,613,749
1864	603,068	36,530	"	"	1,376,154	473,140	2,488,892
1865	603,035	23,970	"	"	1,552,475	463,531	2,643,011
1866	605,910	34,024	"	"	1,796,594	392,269	2,828,797
1867	537,180	52,095	"	"	1,489,062	408,186	2,536,523
1868	626,340	70,460	"	"	1,091,052	201,743	1,989,595
1869	619,665	83,419	"	"	1,117,461	358,626	2,179,201
1870	620,680	63,616	"	"	1,258,013	354,661	2,296,970
1871	512,090	66,452	"	"	1,136,622	400,837	2,116,001
1872	587,710	65,360	"	"	974,452	479,827	2,107,349
1873	596,205	57,954	"	"	1,070,078	591,998	2,316,235
1874	577,735	67,211	"	"	1,154,560	670,972	2,470,478
1875	556,580	80,817	"	"	767,431	425,389	1,830,217
1876	553,155	78,017	"	"	481,931	460,355	1,573,458
1877	581,408	63,567	"	"	409,077	312,106	1,366,158
1878	618,605	58,301	"	"	385,786	428,591	1,491,283
1879	597,525	80,398	"	"	490,213	575,937	1,744,073
1880	513,760	88,978	"	"	295,528	652,922	2,161,188
1881	469,685	57,174	"	"	808,459	776,446	2,105,164
1882	530,600	57,493	"	"	392,387	676,157	2,056,63
1883	579,665	50,000	"	"	628,246	1,293,068	2,528,445
1884	602,045	77,134	"	"	1,152,746	1,510,189	3,342,114
1885	564,942	53,003	"	"	1,085,620	2,130,654	3,834,219
1886	565,548	76,551	"	"	1,761,744	2,086,738	5,093,581
1887	481,989	78,812	"	"	1,281,403	2,844,685	4,686,889
1888	565,548	65,284	"	"	1,240,640	1,992,718	3,864,190
1889	565,532	81,356	"	"	1,242,350	2,094,146	3,983,384
1890	552,140	102,652	"	"	1,413,973	1,791,515	3,860,280
1891	592,400	76,866	"	"	715,347	1,457,068	2,841,681
1892	595,057	59,269	"	"	1,044,963	1,230,823	2,930,112
1893	585,378	70,870	"	"	1,798,462	1,029,787	3,484,497
1894	626,253	84,724	"	"	1,882,624	1,133,777	3,727,378
1895	642,046	92,810	"	"	1,575,285	1,206,686	3,516,827
1896	658,080	123,408	"	"	1,951,301	2,890,057	5,622,846
1897	620,935	166,404	"	"	1,554,938	3,204,081	5,546,358
1898	612,555	137,380	"	"	939,116	3,050,121	4,739,172
1899	596,650	170,979	"	"	775,966	3,197,455	4,741,050
1900	635,365	90,315	"	"	792,611	4,021,878	5,540,169
1901	632,083	133,557	"	"	1,248,553	3,502,287	5,576,480
1902	652,567	127,778	"	"	1,063,914	4,031,743	5,876,002
1903	653,545	106,494	"	"	920,936	2,762,760	4,443,735
1904	621,900	142,086	"	"	601,553	1,385,767	2,751,306
1905	570,326	146,680	"	"	588,776	1,165,711	2,471,493
1906	589,205	164,562	"	"	596,891	1,244,867	2,595,525
1907	583,045	125,284	"	"	553,968	1,628,721	2,891,018
1908	558,335	91,685	"	"	749,067	2,859,343	4,258,430
1909	517,085	93,233	"	"	1,045,089	3,823,594	5,479,001
1910	517,275	124,101	"	"	1,019,779	4,570,679	6,231,834
1911	492,275	110,412	(1) 26,536	"	739,060	2,464,877	3,833,160
1912	420,534	103,317	100,109	(2) 88,033	561,777	1,290,520	2,564,290
1913	400,605	95,172	86,110	30,001	555,770	1,571,642	2,730,300
1914	398,043	99,509	82,885	"	636,809	1,125,014	2,342,260
1915	110,360	20,374	41,346	"	412,856	453,375	1,038,311
1916	115,890	22,056	17,870	"	271,691	12,730	446,237
1917	69,503	3,565	3,290	"	148,219	4,478	220,055
1918	69,606	5,274	1,281	"	80,321	1,676	158,158
1919	137,263	20,352	2,054	"	151,762	592,231	903,662
1920	126,022	32,958	7,463	"	253,293	708,339	1,128,075
1921	166,603	51,848	4,752	"	312,268	1,736,341	2,271,812

(1) Prime allouée par la loi du 26 février 1911 (art. 13), entrée en vigueur le 1^{er} juillet de la même année.
(2) Prime allouée par la loi du 26 février 1911 (art. 11).

VI

PÊCHE EN BATEAU.

GRANDE PÊCHE;
PÊCHE AU LARGE ET PÊCHE CÔTIÈRE; ÉTANGS SALÉS
ET PARTIE MARITIME DES FLEUVES ET RIVIÈRES.

QUANTITÉS ET VALEUR DES PRODUITS
PÊCHÉS PAR LES BATEAUX DE CHAQUE SYNDICAT.

PÊCHE EN BATEAU. — 1920.

DÉSIGNATION DES GENRES DE PÊCHE.	UNITÉS de QUANTITÉ.	DUNKERQUE.		GRAVELINES.		CALAIS.		BOULOGNE-SUR-MER.		
		QUANTITÉS.	VALEUR.	QUANTITÉS.	VALEUR.	QUANTITÉS.	VALEUR.	QUANTITÉS.	VALEUR.	
			francs.		francs.		francs.		francs.	
RÉGION DE LA MER DU NORD ET DE LA MANCHE.										
1 ^{re} SECTION. — Du quartier de Dunkerque au quartier de Rouen.										
Islande.....	Morue.....	Kilogr.	76,818	153,636	931,735	1,274,188	"	"	2,311,655	7,017,032
	Rogue.....	Idem.	922	1,841	9,430	5,472	"	"	37,104	44,524
	Huile.....	Litre.	"	"	1,900	2,300	"	"	3,100	3,100
Féroë et Dogger-Bank.	Morue.....	Kilogr.	"	"	"	"	"	"	"	"
	Rogue.....	Idem.	"	"	"	"	"	"	"	"
	Huile.....	Litre.	"	"	"	"	"	"	"	"
Terre-Neuve...	Morue.....	Kilogr.	"	"	"	"	"	"	2,702,060	5,463,272
	Rogue.....	Idem.	"	"	"	"	"	"	"	"
	Huile.....	Litre.	"	"	"	"	"	"	"	"
Poissons divers de la côte occidentale d'Afrique...		Kilogr.	"	"	"	"	"	"	"	"
Cabillauds.....		Idem.	"	"	53,142	76,757	30,250	78,310	1,326,450	2,793,300
Merlus ou Colins.....		Idem.	"	"	"	"	"	"	1,176,850	2,893,300
Turbots.....		Idem.	10,310	61,920	73,140	310,165	27,335	216,825	192,940	1,321,660
Barbues.....		Idem.	8,353	49,998	36,155	198,633	"	"	137,500	794,000
Carrelets ou Plies.....		Idem.	62,343	231,625	137,583	278,873	154,941	394,496	699,059	1,695,432
Soles.....		Idem.	73,365	440,190	41,579	354,381	68,896	649,128	158,258	1,477,392
Congres.....		Idem.	"	"	9,000	9,000	"	"	912,000	2,994,000
Raies.....		Idem.	237,756	470,325	315,240	452,530	115,723	345,552	1,705,128	3,243,972
Mulets et bars.....		Idem.	"	"	"	"	7,995	87,490	10,186	88,221
Harengs.....	salés.....	Idem.	"	"	"	"	"	"	5,784,716	4,372,471
	frais.....	Idem.	32,168	16,084	325,621	364,522	27,172	87,786	18,986,709	23,796,676
Maquereaux.....	salés.....	Idem.	"	"	"	"	"	"	53,180	70,331
	frais.....	Idem.	10,172	20,344	150,180	314,835	36,800	116,000	5,482,252	8,971,861
Merlans.....		Idem.	23,751	47,502	188,759	483,991	28,087	82,611	2,903,665	6,261,695
Sardines.....		Idem.	"	"	"	"	"	"	"	"
Sprats.....		Idem.	38,984	9,742	"	"	"	"	"	"
Anchois.....		Idem.	"	"	"	"	"	"	"	"
Thons.....	blancs ou germans.....	Idem.	"	"	"	"	"	"	"	"
	francs ou thons rouges.....	Idem.	"	"	"	"	"	"	88,000	81,500
Poisson divers.....		Kilogr.	41,068	88,136	27,390	62,548	54,540	87,427	8,104,306	13,386,595
Crevettes.....	grises ou roses.....	Idem.	27,167	124,748	16,170	55,928	2,540	13,100	13,255	49,075
	salicoques dites bouquet.....	Idem.	"	"	"	"	"	"	"	"
Homards.....		Idem.	"	"	"	"	"	"	6,291	54,510
Langoustes.....		Idem.	"	"	"	"	"	"	6,387	63,420
Langoustes de Mauritanie dites langoustes vertes...		Idem.	"	"	"	"	"	"	"	"
Crabes pouparts ou tourteaux.....		Idem.	"	"	"	"	"	"	22,576	16,325
Crustacés divers.....		Idem.	"	"	"	"	"	"	"	"
Huitres plates.....		Mille.	"	"	"	"	"	"	169	11,050
Huitres portugaises.....		Idem.	"	"	"	"	"	"	"	"
Moules.....		Hectol.	797	17,465	"	"	"	"	"	"
Coquilles de Saint-Jacques.....		Nombre.	"	"	"	"	"	"	85,350	38,270
Pétoncles.....		Hectol.	"	"	"	"	"	"	"	"
Mollusques divers.....		Idem.	"	"	"	"	"	"	"	"
Oursins.....		Nombre.	"	"	"	"	"	"	"	"
Violetes.....		Idem.	"	"	"	"	"	"	"	"
Oiseaux de mer.....		Idem.	"	"	"	"	"	"	"	"
Vers pour appâts.....		Kilogr.	"	"	"	"	12,090	36,270	"	"
Corail.....		Idem.	"	"	"	"	"	"	"	"
Lichen.....		Idem.	"	"	"	"	"	"	"	"
Varech.....		M. cube.	"	"	"	"	"	"	"	"
Goémon de soude.....		Idem.	"	"	"	"	"	"	"	"
Pailleule.....		Idem.	"	"	"	"	"	"	"	"
Sables coquilliers et amendements marins.....		Idem.	"	"	"	"	"	"	"	"
VALEUR TOTALE des produits de la pêche en mer.....				1,742,559		4,244,123		2,194,995		87,002,914
Saumons.....		Kilogr.	"	"	"	"	"	"	"	"
Esturgeons.....		Idem.	"	"	"	"	"	"	"	"
Aloses.....		Idem.	"	"	"	"	"	"	"	"
Anguilles.....		Idem.	"	"	"	"	"	"	816	2,171
Mulets et bars.....		Idem.	"	"	"	"	"	"	"	"
Éperlans.....		Idem.	"	"	"	"	"	"	"	"
Poissons divers.....		Idem.	"	"	"	"	"	"	"	"
Huitres.....	plates.....	Mille.	"	"	"	"	"	"	"	"
	portugaises.....	Idem.	"	"	"	"	"	"	"	"
Crustacés divers.....		Kilogr.	"	"	"	"	"	"	"	"
Mollusques divers.....		Hectol.	"	"	"	"	"	"	"	"
VALEUR TOTALE des produits de la pêche en étang et en rivière.....				"		"		"		2,171
VALEUR TOTALE des produits de la pêche en bateau.....				1,742,559		4,244,123		2,194,995		87,005,085

DÉSIGNATION DES GENRES DE PÊCHE.	UNITÉS de QUANTITÉ.	ÉTAPLES.		LE TRÉPORT.		DIEPPE.		FÉCAMP.	
		QUANTITÉS.	VALEUR.	QUANTITÉS.	VALEUR.	QUANTITÉS.	VALEUR.	QUANTITÉS.	VALEUR.
			francs.		francs.		francs.		francs.
RÉGION DE LA MER DU NORD ET DE LA MANCHE. (Suite.)									
1 ^{re} SECTION. — Du quartier de Dunkerque au quartier de Rouen. (Suite.)									
Islande.....	{ Morue.....	Kilogr.	"	"	"	"	"	3,784,353	6,943,818
	{ Rogue.....	Idem.	"	"	"	"	"	20,646	16,812
	{ Huile.....	Litre.	"	"	"	"	"	"	"
Féroë et Dogger-Bank.	{ Morue.....	Kilogr.	"	"	"	"	"	"	"
	{ Rogue.....	Idem.	"	"	"	"	"	"	"
	{ Huile.....	Litre.	"	"	"	"	"	"	"
Terre-Neuve..	{ Morue.....	Kilogr.	"	"	"	"	"	2,922,120	6,948,047
	{ Rogue.....	Idem.	"	"	"	"	"	"	"
	{ Huile.....	Litre.	"	"	"	"	"	"	"
Poissons divers de la côte occidentale d'Afrique....		Kilogr.	"	"	"	"	"	"	"
Cabillauds.....		Idem.	2,800	7,010	129,245	317,105	75,244	168,579	1,709
Merlus ou Colins.....		Idem.	"	"	"	"	50	200	4,250
Turbots.....		Idem.	28,000	249,000	19,110	166,370	131,316	1,071,452	2,970
Barbues.....		Idem.	18,375	157,000	"	"	95,336	652,525	450
Carrelets ou Plies.....		Idem.	202,495	404,990	141,600	376,000	625,633	1,795,449	24,250
Soles.....		Idem.	32,700	327,000	20,855	203,105	140,833	1,243,011	1,110
Congres.....		Idem.	"	"	4,470	18,370	490,553	1,297,400	35,712
Raies.....		Idem.	55,225	110,450	133,390	330,640	778,135	1,596,393	35,300
Mulets et bars.....		Idem.	120	600	"	"	4,096	27,146	700
Harengs.....	{ salés.....	Idem.	"	"	"	"	"	"	2,987,767
	{ frais.....	Idem.	18,260	54,780	3,250	13,000	425,517	1,086,348	2,791,769
Maquereaux.....	{ salés.....	Idem.	"	"	"	"	"	"	1,010,623
	{ frais.....	Idem.	98,540	197,080	6,090	22,885	210,404	641,138	309,972
Merlans.....		Idem.	32,500	65,000	106,300	288,945	638,178	1,333,544	4,086
Sardines.....		Idem.	"	"	"	"	"	"	"
Sprats.....		Idem.	"	"	"	"	"	"	"
Anchois.....		Idem.	"	"	"	"	"	"	"
Thons.....	{ blancs ou germons.....	Idem.	"	"	"	"	"	"	894
	{ francs ou thons rouges.....	Idem.	"	"	"	"	"	"	4,046
Poissons divers.....		Kilogr.	121,502	243,005	1,765	312,585	2,331,078	8,400,210	75,618
Crevettes.....	{ grises ou roses.....	Idem.	8,250	16,500	120	606	"	"	"
	{ salicoques dites bouquet.....	Idem.	"	"	"	"	"	"	"
Homards.....		Idem.	"	"	"	"	"	1,220	4,980
Langoustes.....		Idem.	"	"	"	"	"	"	"
Langoustes de Mauritanie dites langoustes vertes...		Idem.	"	"	"	"	"	"	"
Crabes poulards ou tourteaux.....		Idem.	"	"	"	"	"	3,100	10,950
Crustacés divers.....		Idem.	"	"	"	"	"	860	1,340
Huitres plates.....		Mille.	"	"	"	"	"	40	1,800
Huitres portugaises.....		Idem.	"	"	"	"	"	"	"
Moules.....		Hectol.	"	"	"	"	"	"	"
Coquilles de Saint-Jacques.....		Nombre.	"	"	"	"	"	4,000	1,600
Pétoncles.....		Hectol.	"	"	"	"	"	"	"
Mollusques divers.....		Idem.	"	"	"	"	"	"	"
Oursins.....		Nombre.	"	"	"	"	"	"	"
Violet.....		Idem.	"	"	"	"	"	"	"
Oiseaux de mer.....		Idem.	"	"	"	"	"	"	"
Vers pour appâts.....		Kilogr.	"	"	"	"	"	"	"
Corail.....		Idem.	"	"	"	"	"	"	"
Lichen.....		Idem.	"	"	"	"	"	"	"
Varech.....		M. cube.	"	"	"	"	"	"	"
Goémon de soude.....		Idem.	"	"	"	"	"	"	"
Pailleule.....		Idem.	"	"	"	"	"	"	"
Sables coquilliers et amendements marins.....		Idem.	"	"	"	"	"	"	"
VALEUR TOTALE des produits de la pêche en mer.....				1,832,415		2,049,611		19,403,395	24,478,127
Saumons.....		Kilogr.	"	"	"	"	"	"	"
Esturgeons.....		Idem.	"	"	"	"	"	"	"
Aloses.....		Idem.	"	"	"	"	"	"	"
Anguilles.....		Idem.	120	600	"	"	"	"	"
Mulets et bars.....		Idem.	"	"	"	"	"	"	"
Éperlans.....		Idem.	"	"	"	"	"	"	"
Poissons divers.....		Idem.	"	"	"	"	"	"	"
Huitres.....	{ plates.....	Mille.	"	"	"	"	"	"	"
	{ portugaises.....	Idem.	"	"	"	"	"	"	"
Crustacés divers.....		Kilogr.	"	"	"	"	"	"	"
Mollusques divers.....		Hectol.	"	"	"	"	"	"	"
VALEUR TOTALE des produits de la pêche en étang et en rivière.....				600		"		"	"
VALEUR TOTALE des produits de la pêche en bateau.....				1,833,015		2,049,611		19,403,395	24,478,127

DÉSIGNATION DRS GENRES DE PÊCHE.	UNITÉS de QUANTITÉ.	LE HAVRE.		AUTRES PORTS.		TOTAUX DE LA 1 ^{re} SECTION.		
		QUANTITÉS.	VALEUR.	QUANTITÉS.	VALEUR.	QUANTITÉS.	VALEUR.	
			francs.		francs.		francs.	
RÉGION DE LA MER DU NORD ET DE LA MANCHE. (Suite.)								
1 ^{re} SECTION. — Du quartier de Dunkerque au quartier de Rouen. (Suite.)								
Islande.....	Morue.....	Kilogr.	340,000	1,360,000	"	"	7,444,561	16,748,704
	Rogue.....	Idem.	"	"	"	"	68,102	68,652
	Huile.....	Litre.	"	"	"	"	5,000	5,400
Féroé et Dogger-Bank.	Morue.....	Kilogr.	"	"	"	"	"	"
	Rogue.....	Idem.	"	"	"	"	"	"
	Huile.....	Litre.	"	"	"	"	"	"
Terre-Neuve...	Morue.....	Kilogr.	587,525	1,175,050	"	"	6,211,705	13,586,369
	Rogue.....	Idem.	"	"	"	"	"	"
	Huile.....	Litre.	"	"	"	"	"	"
Poissons divers de la côte occidentale d'Afrique...		Kilogr.	"	"	"	"	"	"
Cabillauds.....		Idem.	"	"	54,114	186,301	1,672,954	3,630,780
Merlus ou Colins.....		Idem.	"	"	21,196	52,545	1,202,346	2,959,045
Turbots.....		Idem.	5,600	38,400	25,546	151,002	516,267	3,606,809
Barbues.....		Idem.	"	"	10,130	45,585	306,599	1,900,516
Carrelets ou Plies.....		Idem.	225,000	675,000	750,295	1,121,654	3,023,229	7,043,144
Soles.....		Idem.	9,230	92,300	109,852	733,121	656,678	5,530,728
Congres.....		Idem.	25,700	77,100	135,422	330,357	1,612,857	4,807,831
Raies.....		Idem.	135,100	340,100	188,910	334,995	3,699,907	7,299,882
Mulets et bars.....		Idem.	2,390	11,950	10,638	47,086	36,125	265,943
Harangs.....	salés.....	Idem.	"	"	10,680	11,748	8,783,163	7,750,002
	frais.....	Idem.	131,990	199,166	314,162	425,678	23,056,618	31,039,838
Maquereaut.....	salés.....	Idem.	"	"	"	"	1,063,803	1,244,003
	frais.....	Idem.	153,120	468,780	229,995	458,176	6,687,585	11,753,380
Merlans.....		Idem.	81,000	243,000	91,820	246,062	4,098,146	9,063,112
Sardines.....		Idem.	"	"	"	"	"	"
Sprats.....		Idem.	3,400	3,400	"	"	42,384	13,142
Anchois.....		Idem.	"	"	"	"	"	"
Thons.....	blancs ou germans.....	Idem.	17,610	90,114	"	"	18,504	94,160
	francs ou thons rouges.....	Idem.	"	"	"	"	88,000	81,500
Poissons divers.....		Kilogr.	127,850	130,175	478,801	899,131	11,477,518	23,885,538
Crevettes.....	grises ou roses.....	Idem.	12,150	54,600	47,288	195,713	126,040	510,270
	salicoques dites bouquet.....	Idem.	"	"	"	"	"	"
Homards.....		Idem.	1,180	12,800	4,696	31,505	13,387	103,795
Langoustes.....		Idem.	"	"	"	"	6,387	63,420
Langoustes de Mauritanie dites langoustes vertes...		Idem.	"	"	"	"	"	"
Crabes pouparts ou tourteaux.....		Idem.	71,735	154,315	5,520	14,020	102,931	195,610
Crustacés divers.....		Idem.	37,300	52,600	5,110	8,170	43,210	62,110
Huitres plates.....		Mille.	817	48,840	185	9,410	1,211	71,100
Huitres portugaises.....		Idem.	"	"	"	"	"	"
Moules.....		Hectol.	30	150	"	"	827	17,615
Coquilles de Saint-Jacques.....		Nombre.	15,000	5,000	"	"	104,350	44,870
Pétoncles.....		Hectol.	"	"	"	"	"	"
Mollusques divers.....		Idem.	"	"	"	"	"	"
Oursins.....		Nombre.	"	"	"	"	"	"
Violetes.....		Idem.	"	"	"	"	"	"
Oiseaux de mer.....		Idem.	"	"	"	"	"	"
Vers pour appâts.....		Kilogr.	"	"	"	"	12,090	36,270
Corail.....		Idem.	"	"	"	"	"	"
Lichen.....		Idem.	"	"	"	"	"	"
Varech.....		M. cube.	"	"	"	"	"	"
Goémon de soude.....		Idem.	"	"	"	"	"	"
Pailleule.....		Idem.	"	"	"	"	"	"
Sables coquilliers et amendements marins.....		Idem.	"	"	"	"	"	"
VALEUR TOTALE des produits de la pêche en mer.....				5,233,140		5,302,259		153,483,538
Saumons.....		Kilogr.	"	"	4	60	4	60
Esturgeons.....		Idem.	"	"	"	"	"	"
Aloses.....		Idem.	"	"	"	"	"	"
Anguilles.....		Idem.	14,000	28,000	69,866	229,145	84,802	259,916
Mulets et bars.....		Idem.	"	"	7,617	43,815	7,617	43,815
Eperlans.....		Idem.	"	"	45,055	186,860	45,055	186,860
Poissons divers.....		Idem.	"	"	229,740	416,670	229,740	416,670
Huitres.....	plates.....	Mille.	"	"	"	"	"	"
	portugaises.....	Idem.	"	"	"	"	"	"
Crustacés divers.....		Kilogr.	"	"	"	"	"	"
Mollusques divers.....		Hectol.	"	"	"	"	"	"
VALEUR TOTALE des produits de la pêche en étang et en rivière.....				28,000		876,550		907,321
VALEUR TOTALE des produits de la pêche en bateau.....				5,261,140		6,178,809		154,390,859

PÊCHE EN BATEAU. — 1921.

DÉSIGNATION DES GENRES DE PÊCHE.	UNITÉS de QUANTITÉ.	HONFLEUR.		TROUVILLE.		PORT-EN-BESSIN.		GRANDCAMP- LES-BAINS.		SAINT-VAAST- LA-HOUGUE.		
		QUANTITÉS.	VALEUR.	QUANTITÉS.	VALEUR.	QUANTITÉS.	VALEUR.	QUANTITÉS.	VALEUR.	QUANTITÉS.	VALEUR.	
			francs.		francs.		francs.		francs.		francs.	
RÉGION DE LA MER DU NORD ET DE LA MANCHE. (Suite.)												
2° SECTION. — Du quartier de Honfleur au quartier de Cancale.												
Islande.....	Morue.....	Kilogr.	"	"	"	"	"	"	"	"	"	
	Rogue.....	Idem.	"	"	"	"	"	"	"	"	"	
	Huile.....	Litre.	"	"	"	"	"	"	"	"	"	
Féroë et Dogger-Bank.	Morue.....	Kilogr.	"	"	"	"	"	"	"	"	"	
	Rogue.....	Idem.	"	"	"	"	"	"	"	"	"	
	Huile.....	Litre.	"	"	"	"	"	"	"	"	"	
Terre-Neuve..	Morue.....	Kilogr.	"	"	"	"	"	"	"	"	"	
	Rogue.....	Idem.	"	"	"	"	"	"	"	"	"	
	Huile.....	Litre.	"	"	"	"	"	"	"	"	"	
Poissons divers de la côte occidentale d'Afrique...		Kilogr.	"	"	"	"	"	"	"	"	"	
Cabillauds.....		Idem.	"	"	"	"	"	"	"	19,900	65,700	
Merlus ou Colins.....		Idem.	"	"	"	"	"	"	"	7,600	26,400	
Turbots.....		Idem.	5,586	9,975	15,790	120,440	32,895	174,650	26,026	166,943	8,550	57,100
Barbus.....		Idem.	"	"	"	"	32,675	172,165	6,900	46,800	6,350	48,550
Carrelets ou Plies.....		Idem.	197,006	234,100	161,108	362,920	159,765	380,770	87,282	262,505	74,500	257,500
Soles.....		Idem.	29,965	51,055	18,143	165,475	20,350	163,360	22,000	236,400	4,100	31,700
Congres.....		Idem.	"	"	150	450	28,200	56,500	81,180	202,629	28,500	114,000
Raies.....		Idem.	76,813	96,760	137,320	218,824	703,880	836,662	381,745	848,750	29,400	116,400
Mulets et Bars.....		Idem.	2,500	7,500	"	"	"	"	3,560	46,750	6,600	60,400
Harengs.....	salés.....	Idem.	"	"	"	"	"	"	"	"	"	"
	frais.....	Idem.	"	"	"	"	1,480	4,268	"	"	9,500	36,500
Maquereaux.....	salés.....	Idem.	"	"	"	"	"	"	"	"	"	"
	frais.....	Idem.	3,000	9,000	11,534	50,985	49,975	96,528	78,225	170,700	55,300	159,700
Merlans.....		Idem.	58,876	53,060	15,878	76,235	11,250	31,875	"	"	"	"
Sardines.....		Idem.	"	"	"	"	"	"	"	"	"	"
Sprats.....		Idem.	666,300	82,076	12,120	3,500	"	"	"	"	"	"
Anchois.....		Idem.	"	"	"	"	"	"	"	"	"	"
Thons.....	blancs ou germans.....	Idem.	"	"	"	"	"	"	"	"	"	"
	francs ou thons rouges.....	Idem.	"	"	"	"	"	"	"	"	"	"
Poissons divers.....		Kilogr.	121,223	110,512	317,562	398,404	569,275	559,799	179,150	381,725	96,000	283,000
Crevettes.....	grises ou roses.....	Idem.	190,863	211,930	12,884	86,600	250	1,900	600	2,000	3,300	33,000
	salicoques dites bouquet.....	Idem.	"	"	"	"	"	"	"	"	1,300	13,000
Homards.....		Idem.	"	"	"	"	250	2,100	2,150	21,760	11,260	80,800
Langoustes.....		Idem.	"	"	"	"	"	"	"	"	"	"
Langoustes de Mauritanie dites langoustes vertes...		Idem.	"	"	"	"	"	"	"	"	"	"
Crabes pouparts ou tourteaux.....		Idem.	"	"	"	"	"	1,070	2,840	7,900	28,300	"
Crustacés divers.....		Idem.	"	"	"	"	"	"	"	"	"	"
Huitres plates.....		Mille.	"	"	"	"	"	"	"	6	540	"
Huitres portugaises.....		Idem.	"	"	"	"	"	"	"	"	"	"
Moules.....		Hectol.	"	"	"	"	"	72	1,000	20,283	96,629	"
Coquilles de Saint-Jacques.....		Nombre.	"	"	"	"	"	"	"	"	"	"
Pétoncles.....		Hectol.	"	"	"	"	"	"	"	"	"	"
Mollusques divers.....		Idem.	"	"	"	"	"	1,173	46,920	"	"	"
Oursins.....		Nombre.	"	"	"	"	"	"	"	"	"	"
Violet.....		Idem.	"	"	"	"	"	"	"	"	"	"
Oiseaux de mer.....		Idem.	"	"	"	"	"	"	"	"	"	"
Vers pour appâts.....		Kilogr.	"	"	"	"	"	"	"	"	"	"
Corail.....		Idem.	"	"	"	"	"	"	"	"	"	"
Lichen.....		Idem.	"	"	"	"	"	"	"	"	"	"
Varech.....		M. cube.	"	"	"	"	"	"	"	"	20,500	106,500
Goémon de soude.....		Idem.	"	"	"	"	"	"	"	"	"	"
Pailleule.....		Idem.	"	"	"	"	"	"	"	"	"	"
Sables coquilliers et amendements marins.....		Idem.	"	"	"	"	"	2,380	11,900	"	"	"
VALEUR TOTALE des produits de la pêche en mer.....			865,968		1,472,833		2,480,577		2,449,622		1,615,719	
Saumons.....		Kilogr.	"	"	"	"	"	"	"	"	"	"
Esturgeons.....		Idem.	"	"	"	"	"	"	"	"	"	"
Aloses.....		Idem.	"	"	"	"	"	"	"	"	"	"
Anguilles.....		Idem.	"	"	"	"	"	3,200	9,600	"	"	"
Mulets et Bars.....		Idem.	"	"	"	"	"	740	9,370	"	"	"
Éperlans.....		Idem.	"	"	"	"	"	"	"	"	"	"
Poissons divers.....		Idem.	"	"	"	"	"	9,750	23,850	"	"	"
Huitres.....	plates.....	Mille.	"	"	"	"	"	"	"	"	"	"
	portugaises.....	Idem.	"	"	"	"	"	"	"	"	"	"
Crustacés divers.....		Kilogr.	"	"	"	"	"	"	"	"	"	"
Mollusques divers.....		Hectol.	"	"	"	"	"	"	"	"	"	"
VALEUR TOTALE des produits de la pêche en étang et en rivière.....			"	"	"	"	"	"	42,820	"	"	"
VALEUR TOTALE des produits de la pêche en bateau.....			865,968		1,472,833		2,480,577		2,492,442		1,615,719	

PÊCHE EN BATEAU. — 1921.

DÉSIGNATION DES GENRES DE PÊCHE.	UNITÉS de QUANTITÉ.	CHERBOURG.		GRANVILLE.		CANCALE.		AUTRES PORTS.		TOTAUX DE LA 2 ^e SECTION.		
		QUANTITÉS.	VALEUR.	QUANTITÉS.	VALEUR.	QUANTITÉS.	VALEUR.	QUANTITÉS.	VALEUR.	QUANTITÉS.	VALEUR.	
			francs.		francs.		francs.		francs.		francs.	
RÉGION DE LA MER DU NORD ET DE LA MANCHE. (Suite.)												
2 ^e SECTION. — Du quartier de Honfleur au quartier de Cancale. (Suite.)												
Islande.....	Morue.....	Kilogr.	"	"	110,000	440,000	"	"	"	"	110,000	440,000
	Rogue.....	Idem.	"	"	200	200	"	"	"	"	200	200
	Huile.....	Litre.	"	"	"	"	"	"	"	"	"	"
Féroë et Dogger-Bank.	Morue.....	Kilogr.	"	"	"	"	"	"	"	"	"	"
	Rogue.....	Idem.	"	"	"	"	"	"	"	"	"	"
	Huile.....	Litre.	"	"	"	"	"	"	"	"	"	"
Terre-Neuve...	Morue.....	Kilogr.	"	"	2,127,110	4,793,440	253,000	506,000	"	"	2,380,110	5,299,440
	Rogue.....	Idem.	"	"	1,902	951	"	"	"	"	1,902	951
	Huile.....	Litre.	"	"	1,650	6,600	"	"	"	"	1,650	6,600
Poissons divers de la côte occidentale d'Afrique...		Kilogr.	"	"	"	"	"	"	"	"	"	"
Cabillauds.....		Idem.	121,920	207,761	"	"	"	"	4,630	11,788	46,450	285,249
Merlus ou Colins.....		Idem.	282,450	577,275	"	"	4,420	13,760	26,320	61,730	320,790	679,165
Turbots.....		Idem.	18,330	86,710	2,885	14,425	5,764	26,120	11,835	58,183	127,661	714,546
Barbus.....		Idem.	7,975	37,705	"	"	5,519	23,605	2,360	14,165	61,779	342,990
Carrelets ou Plies.....		Idem.	154,330	308,660	13,535	40,605	33,510	92,670	89,412	186,936	970,448	2,126,666
Soles.....		Idem.	15,235	100,180	11,140	56,700	82,835	339,075	16,811	95,601	220,579	1,239,546
Congres.....		Idem.	147,490	323,791	37,645	75,290	103,838	280,349	214,997	685,976	642,000	1,738,985
Raies.....		Idem.	401,180	516,792	63,265	126,530	181,918	462,811	186,747	505,199	2,162,268	3,728,728
Mulets et Bars.....		Idem.	5,180	28,905	3,970	19,850	17,375	88,025	23,998	158,782	63,183	410,212
Harengs.....	salés.....	Idem.	"	"	"	"	"	"	"	"	"	"
	frais.....	Idem.	52,100	89,925	8,235	16,470	600	1,200	61,205	159,115	133,120	307,478
Maquereaux.....	salés.....	Idem.	"	"	"	"	"	"	"	"	"	"
	frais.....	Idem.	64,600	152,752	2,870	14,350	114,370	347,940	81,001	177,152	460,965	1,179,107
Merlans.....		Idem.	144,250	239,350	"	"	46,900	100,200	200	300	277,354	501,020
Sardines.....		Idem.	"	"	"	"	"	"	"	"	"	"
Sprats.....		Idem.	"	"	"	"	28,600	30,000	"	"	707,020	115,576
Anchois.....		Idem.	"	"	"	"	90	90	"	"	90	90
Thons.....	blancs ou germans.....	Idem.	"	"	"	"	4,540	20,322	"	"	4,540	20,322
	francs ou thons rouges.....	Idem.	"	"	"	"	"	"	"	"	"	"
Poissons divers.....		Idem.	862,700	1,294,050	86,520	36,520	189,750	243,775	494,406	1,216,733	2,067,586	4,569,518
Crevettes.....	grises ou roses.....	Kilogr.	1,380	16,560	"	"	6,890	11,610	5,067	18,901	221,234	376,501
	salicoques dites bouquet.....	Idem.	"	"	1,810	13,225	4,510	27,280	7,680	87,600	15,300	141,103
Homards.....		Idem.	"	"	4,090	24,825	12,990	24,885	56,732	261,233	87,472	415,603
Langoustes.....		Idem.	"	"	"	"	"	"	750	5,700	750	5,700
Langoustes de Mauritanie dites langoustes vertes.....		Idem.	"	"	"	"	1,460	730	"	"	1,460	730
Crabes pouparts ou tourteaux.....		Idem.	"	"	4,535	4,535	9,750	25,300	108,745	146,955	132,000	207,930
Crustacés divers.....		Idem.	44,660	66,915	4,845	4,845	10,150	9,750	33,200	72,810	92,855	154,320
Huitres plates.....		Mille.	22	2,820	5,967	297,360	1,000	25,000	2,071	72,783	9,066	398,503
Huitres portugaises.....		Idem.	"	"	"	"	"	"	"	"	"	"
Moules.....		Hectol.	"	"	"	"	10	150	680	4,160	21,045	101,939
Coquilles de Saint-Jacques.....		Nombre.	"	"	"	"	"	"	4,682	1,891	4,682	1,891
Pétoncles.....		Hectol.	"	"	3	45	105	950	"	"	108	1,025
Mollusques divers.....		Idem.	2,798	27,980	447	4,470	80	460	1,174	17,520	5,672	97,350
Oursins.....		Nombre.	"	"	"	"	"	"	"	"	"	"
Violetes.....		Idem.	"	"	"	"	"	"	"	"	"	"
Oiseaux de mer.....		Idem.	"	"	"	"	"	"	4,090	15,189	4,000	15,189
Vers pour appâts.....		Kilogr.	"	"	"	"	250	250	"	"	250	250
Jorail.....		Idem.	"	"	"	"	"	"	"	"	"	"
Lichen.....		Idem.	"	"	"	"	"	"	36,300	22,010	36,300	22,010
Varech.....		M. cube.	"	"	"	"	1,130	16,000	5,310	57,600	26,940	180,100
Goémon de soude.....		Idem.	"	"	"	"	"	"	"	"	"	"
Pailleule.....		Idem.	"	"	"	"	"	"	5,300	53,000	5,300	53,000
Sables coquilliers et amendements marins.....		Idem.	"	"	"	"	10	120	3,706	22,174	6,096	34,194
VALEUR TOTALE des produits de la pêche en mer.....			4,078,131		6,041,236		2,718,457		4,191,186		25,913,729	
Saumons.....		Kilogr.	"	"	560	2,720	"	"	1,255	22,952	1,815	25,672
Esturgeons.....		Idem.	"	"	"	"	"	"	"	"	"	"
Aloses.....		Idem.	"	"	"	"	"	"	"	"	"	"
Anguilles.....		Idem.	"	"	500	1,000	"	"	15,247	43,512	18,947	54,112
Mulets et Bars.....		Idem.	"	"	1,000	5,000	"	"	7,309	40,186	9,049	54,556
Éperlans.....		Idem.	"	"	"	"	"	"	12,415	36,970	12,415	36,970
Poissons divers.....		Idem.	"	"	800	800	"	"	26,239	54,441	36,789	79,091
Huitres.....	plates.....	Mille.	"	"	"	"	"	"	"	"	"	"
	portugaises.....	Idem.	"	"	"	"	"	"	"	"	"	"
Crustacés divers.....		Kilogr.	"	"	500	500	"	"	3,335	10,430	3,835	10,930
Mollusques divers.....		Hectol.	"	"	20	300	"	"	"	"	20	300
VALEUR TOTALE des produits de la pêche en étang et en rivière.....			"	"		10,320		"	208,491		261,631	
VALEUR TOTALE des produits de la pêche en bateau.....			4,078,131		6,051,556		2,718,457		4,399,677		26,175,360	

DÉSIGNATION DES GENRES DE PÊCHE.	UNITÉS de QUANTITÉ.	SAINT-MALO.		BINIC.		PAIMPOL.		ROSCOFF.		
		QUANTITÉS.	VALEUR.	QUANTITÉS.	VALEUR.	QUANTITÉS.	VALEUR.	QUANTITÉS.	VALEUR.	
			francs.		francs.		francs.		francs.	
RÉGION DE LA MER DU NORD ET DE LA MANCHE. (Suite.)										
3 ^e SECTION — Du quartier de Saint-Malo au quartier du Conquet.										
Islande.....	Morue.....	Kilogr.	264,000	1,056,000	"	"	809,486	1,398,377	"	"
	Rogue.....	Idem.	"	"	"	"	40,143	24,727	"	"
	Huile.....	Litre.	"	"	"	"	17,950	23,336	"	"
Féroë et Dogger-Bank.	Morue.....	Kilogr.	"	"	"	"	"	"	"	"
	Rogue.....	Idem.	"	"	"	"	"	"	"	"
	Huile.....	Litre.	"	"	"	"	"	"	"	"
Terre-Neuve...	Morue.....	Kilogr.	18,097,359	33,471,806	"	"	1,613,438	2,097,031	"	"
	Rogue.....	Idem.	3,474	10,422	"	"	21,606	9,532	"	"
	Huile.....	Litre.	3,139	4,320	"	"	1,220	1,586	"	"
Poissons divers de la côte occidentale d'Afrique...		Kilogr.	"	"	"	"	"	"	"	"
Cabillauds.....		Idem.	"	"	"	"	"	"	"	"
Merlus ou Colins.....		Idem.	"	"	2,890	8,070	"	"	"	"
Turbots.....		Idem.	"	"	355	2,840	"	"	2,320	13,920
Barbus.....		Idem.	"	"	"	"	"	"	"	"
Carrelets ou Plies.....		Idem.	9,200	55,200	7,910	47,460	"	"	4,440	13,965
Soles.....		Idem.	4,100	24,500	2,055	16,440	"	"	2,325	13,950
Congres.....		Idem.	800	1,600	5,250	15,750	31,710	88,665	27,300	55,600
Raies.....		Idem.	800	1,600	10,100	30,300	20,000	21,000	34,500	76,550
Mulets et Bars.....		Idem.	2,900	23,200	620	4,480	8,400	104,500	15,560	77,800
Harengs.....	salés.....	Idem.	"	"	"	"	"	"	"	"
	frais.....	Idem.	"	"	250	750	"	"	"	"
Maquereaux.....	salés.....	Idem.	"	"	"	"	"	"	"	"
	frais.....	Idem.	6,750	27,000	19,910	61,230	2,900	11,400	"	"
Merlans.....		Idem.	"	"	"	"	"	"	"	"
Sardines.....		Idem.	"	"	"	"	"	"	"	"
Sprats.....		Idem.	"	"	"	"	"	"	"	"
Anchois.....		Idem.	"	"	"	"	"	"	"	"
Thons.....	blancs ou germons.....	Idem.	"	"	"	"	4,680	20,077	"	"
	francs ou thons rouges.....	Idem.	"	"	"	"	"	"	"	"
Poissons divers.....		Kilogr.	10,950	43,800	12,890	38,070	38,480	101,200	62,050	118,375
Crevettes.....	grises ou roses.....	Idem.	"	"	"	"	1,825	7,145	"	"
	salicoques dites bouquet.....	Idem.	"	"	305	2,440	"	"	"	"
Homards.....		Idem.	1,860	18,600	560	4,240	16,670	98,390	52,000	200,500
Langoustes.....		Idem.	"	"	"	"	21,600	229,000	59,500	626,500
Langoustes de Mauritanie dites langoustes vertes...		Idem.	"	"	"	"	"	"	"	"
Crabes pouparts ou tourteaux.....		Idem.	"	"	1,175	2,350	1,650	1,625	3,450	5,680
Crustacés divers.....		Idem.	"	"	"	"	"	"	"	"
Huitres plates.....		Mille.	"	"	"	"	"	"	"	"
Huitres portugaises.....		Idem.	"	"	"	"	"	"	"	"
Moules.....		Hectol.	14	420	110	880	"	"	"	"
Coquilles de Saint-Jacques.....		Nombre.	"	"	1,150	460	"	"	"	"
Pétoncles.....		Hectol.	"	"	"	"	"	"	"	"
Mollusques divers.....		Idem.	6	600	10	40	90	2,050	"	"
Oursins.....		Nombre.	"	"	"	"	"	"	"	"
Violetes.....		Idem.	"	"	"	"	"	"	"	"
Oiseaux de mer.....		Idem.	"	"	"	"	"	"	"	"
Vers pour appâts.....		Kilogr.	"	"	"	"	1,400	2,800	"	"
Corail.....		Idem.	"	"	"	"	"	"	"	"
Lichen.....		Idem.	"	"	"	"	"	9,000	2,700	"
Varech.....		M. cube.	580	2,900	"	"	"	2,635	26,350	"
Goémon de soude.....		Idem.	"	"	"	"	9,285	105,105	13,050	130,500
Pailleule.....		Idem.	"	"	"	"	500	7,500	"	"
Sables coquilliers et amendements marins.....		Idem.	"	"	"	"	4,330	43,845	7,400	35,500
VALEUR TOTALE des produits de la pêche en mer.....			34,741,968		237,000		4,398,891		1,397,890	
Saumons.....		Kilogr.	"	"	"	"	"	"	"	"
Esturgeons.....		Idem.	"	"	"	"	"	"	"	"
Aloses.....		Idem.	"	"	"	"	"	"	"	"
Anguilles.....		Idem.	"	"	"	"	"	"	"	"
Mulets et Bars.....		Idem.	"	"	"	"	3,315	12,420	"	"
Éperlans.....		Idem.	"	"	"	"	"	"	"	"
Poissons divers.....		Idem.	"	"	"	"	8,265	16,530	"	"
Huitres.....	plates.....	Mille.	"	"	"	"	138	8,274	"	"
	portugaises.....	Idem.	"	"	"	"	"	"	"	"
Crustacés divers.....		Kilogr.	"	"	"	"	"	"	"	"
Mollusques divers.....		Hectol.	"	"	"	"	"	"	"	"
VALEUR TOTALE des produits de la pêche en étang et en rivière.....			"	"	"	"	37,224	"	"	"
VALEUR TOTALE des produits de la pêche en bateau.....			34,741,968		237,000		4,436,115		1,397,890	

DÉSIGNATION DES GENRES DE PÊCHE.	UNITÉS de QUANTITÉ.	AUTRES PORTS.		TOTAUX DE LA 3 ^e SECTION.		TOTAUX DE LA RÉGION DE LA MER DU NORD ET DE LA MANCHE.		
		QUANTITÉS.	VALEUR.	QUANTITÉS.	VALEUR.	QUANTITÉS.	VALEUR.	
								francs.
RÉGION DE LA MER DU NORD ET DE LA MANCHE. (Suite et fin.)								
3 ^e SECTION — Du quartier de Saint-Malo au quartier du Conquet. (Fin.)								
Islande.....	Morue.....	Kilogr.	"	"	1,073,486	2,454,377	1,628,017	19,643,081
	Rogue.....	Idem.	"	"	40,143	24,727	108,445	93,579
	Huile.....	Litre.	"	"	17,950	23,336	22,950	28,736
Féroë et Dogger-Bank.	Morue.....	Kilogr.	"	"	"	"	"	"
	Rogue.....	Idem.	"	"	"	"	"	"
	Huile.....	Litre.	"	"	"	"	"	"
Terre-Neuve...	Morue.....	Kilogr.	247,000	494,000	19,957,797	36,062,837	28,549,612	54,948,646
	Rogue.....	Idem.	"	"	25,080	19,954	26,982	20,905
	Huile.....	L'tre.	"	"	4,359	5,906	6,009	12,506
Poissons divers de la côte occidentale d'Afrique...		Kilogr.	"	"	"	"	"	"
Cabillauds.....		Idem.	"	"	"	"	"	"
Merlus ou Colins.....		Idem.	10,854	42,940	13,744	51,610	1,719,404	3,916,029
Turbots.....		Idem.	10,787	52,624	13,462	69,384	1,536,880	3,689,820
Barbues.....		Idem.	3,910	20,400	3,910	20,400	657,390	4,390,739
Carrelets ou Plies.....		Idem.	53,394	205,132	74,944	321,757	372,288	2,263,906
Soles.....		Idem.	45,901	223,833	54,381	278,723	4,068,621	9,491,567
Congres.....		Idem.	193,244	379,422	258,304	541,037	931,638	7,048,997
Raies.....		Idem.	295,324	561,766	360,724	691,216	2,513,161	7,087,853
Mulets et Bars.....		Idem.	38,671	224,205	66,151	431,185	6,222,899	11,719,826
Harengs.....	salés.....	Idem.	"	"	"	"	165,459	1,110,340
	frais.....	Idem.	5,115	14,745	5,365	15,495	8,783,163	7,750,002
Maquereaux.....	salés.....	Idem.	"	"	"	"	23,195,103	31,362,811
	frais.....	Idem.	207,030	588,805	236,590	688,435	1,063,803	1,244,003
Merlans.....		Idem.	109,256	220,193	109,256	220,193	7,385,140	13,620,922
Sardines.....		Idem.	163,976	115,258	163,976	115,258	4,484,756	9,784,325
Sprats.....		Idem.	1,220	2,470	1,220	2,470	163,976	115,258
Anchois.....		Idem.	"	"	"	"	750,624	131,188
Thons.....	blancs ou germons.....	Idem.	"	"	4,680	20,077	90	90
	francs ou thons rouges.....	Idem.	"	"	"	"	27,724	134,559
							88,000	81,500
Poissons divers.....		Kilogr.	656,180	1,311,923	781,150	1,613,068	18,166,254	36,068,124
Grevettes.....	grises ou roses.....	Idem.	2,745	15,390	4,570	22,535	352,744	909,306
	salicoques dites bouquet.....	Idem.	3,165	21,980	3,470	24,420	18,770	165,525
Homards.....		Idem.	220,340	1,220,718	291,430	1,542,448	392,289	2,061,846
Langoustes.....		Idem.	169,708	1,559,944	250,808	2,415,444	257,945	2,484,564
Langoustes de Mauritanie dites langoustes vertes.....		Idem.	"	"	"	"	1,460	730
Crabes pouparts ou tourteaux.....		Idem.	108,729	135,345	115,004	145,000	349,935	548,540
Crustacés divers.....		Idem.	66,664	115,217	66,664	115,217	202,729	331,647
Huitres plates.....		Mille.	209	8,435	209	8,435	10,486	478,038
Huitres portugaises.....		Idem.	"	"	"	"	"	"
Moules.....		Hectol.	2,596	15,566	2,720	16,866	24,592	136,420
Coquilles de Saint-Jacques.....		Nombre.	17,550	5,970	18,700	6,430	127,732	53,191
Pétoncles.....		Hectol.	"	"	"	"	108	1,025
Mollusques divers.....		Idem.	3,810	68,341	3,916	71,031	9,588	168,381
Oursins.....		Nombre.	"	"	"	"	"	"
Violetes.....		Idem.	"	"	"	"	"	"
Oiseaux de mer.....		Idem.	"	"	"	"	4,090	15,189
Vers pour appâts.....		Kilogr.	1,615	2,720	3,015	5,520	15,355	42,040
Corail.....		Idem.	"	"	"	"	"	"
Lichen.....		Idem.	19,800	6,720	28,800	9,420	65,100	31,430
Varech.....		M. cube.	140,246	1,017,354	143,461	1,046,604	170,401	1,226,704
Goémon de soude.....		Idem.	117,050	1,005,865	139,385	1,241,470	139,385	1,241,470
Pailleule.....		Idem.	4,000	18,020	4,500	25,520	9,800	78,520
Sables coquilliers et amendements marins.....		Idem.	24,123	213,713	35,943	293,058	42,039	327,252
VALEUR TOTALE des produits de la pêche en mer.....				9,888,114		50,663,863		230,061,130
SAUMONS.....		Kilogr.	2,845	65,770	2,845	65,770	4,664	91,502
ESTURGEONS.....		Idem.	"	"	"	"	"	"
ALoses.....		Idem.	"	"	"	"	"	"
ANGUILLES.....		Idem.	8,837	34,558	8,837	34,558	112,586	348,586
MULETS ET BARS.....		Idem.	15,645	91,730	18,360	104,150	35,026	202,521
ÉPERLANS.....		Idem.	"	"	"	"	57,470	223,830
POISSONS DIVERS.....		Idem.	26,005	102,895	31,270	119,425	300,799	615,186
HUITRES.....	plates.....	Mille.	628	35,560	766	43,834	766	43,834
	portugaises.....	Idem.	"	"	"	"	"	"
CRUSTACÉS DIVERS.....		Kilogr.	1,110	2,220	1,110	2,220	4,945	13,150
MOLLUSQUES DIVERS.....		Hectol.	287	4,018	287	4,018	307	4,318
VALEUR TOTALE des produits de la pêche en étang et en rivière.....				336,751		373,975		1,542,927
VALEUR TOTALE des produits de la pêche en bateau.....				10,224,865		51,037,838		231,604,057

DÉSIGNATION DES GENRES DE PÊCHE.	UNITÉS de QUANTITÉ.	CAMARET.		DOUARNENEZ.		AUDIERNE.		PENMARCH.	
		QUANTITÉS.	VALEUR.	QUANTITÉS.	VALEUR.	QUANTITÉS.	VALEUR.	QUANTITÉS.	VALEUR.
			francs.		francs.		francs.		francs.
RÉGION DE L'Océan.									
1 ^{re} SECTION. — Du quartier de Brest au quartier de Noirmoutier.									
Islande.....	Morue.....	Kilogr.	"	"	"	"	"	"	"
	Rogue.....	Idem.	"	"	"	"	"	"	"
	Huile.....	Litre.	"	"	"	"	"	"	"
Féroë et Dogger-Bank.	Morue.....	Kilogr.	"	"	"	"	"	"	"
	Rogue.....	Idem.	"	"	"	"	"	"	"
	Huile.....	Litre.	"	"	"	"	"	"	"
Terre-Neuve...	Morue.....	Kilogr.	"	"	"	"	"	"	"
	Rogue.....	Idem.	"	"	"	"	"	"	"
	Huile.....	Litre.	"	"	"	"	"	"	"
Poissons divers de la côte occidentale d'Afrique...		Kilogr.	"	"	"	"	"	"	"
Cabillauds.....		Idem.	"	"	"	"	"	"	"
Merlus ou Colins.....		Idem.	"	"	"	"	"	"	"
Turbots.....		Idem.	1,300	11,700	1,380	7,384	"	"	"
Barbus.....		Idem.	"	"	"	"	"	"	"
Carrelets ou Phies.....		Idem.	"	"	4,050	12,200	3,400	9,939	"
Soles.....		Idem.	"	"	1,330	11,300	2,955	16,450	"
Congres.....		Idem.	31,600	80,900	6,910	15,570	22,430	22,768	4,330
Raies.....		Idem.	47,700	91,700	235,875	292,876	107,360	197,686	15,156
Mulets et Bars.....		Idem.	12,200	34,500	1,250	9,300	11,191	81,374	3,769
Harengs.....	salés.....	Idem.	"	"	"	"	"	"	"
	frais.....	Idem.	"	"	11,400	7,652	"	"	"
Maquereaux.....	salés.....	Idem.	"	"	"	"	"	"	"
	frais.....	Idem.	121,700	308,600	2,618,217	3,699,212	165,630	261,681	194,465
Merlans.....		Idem.	"	"	32,095	62,015	26,095	40,067	3,435
Sardines.....		Idem.	151,094	237,153	2,037,358	3,433,859	2,196,876	2,839,668	988,310
Sprats.....		Idem.	"	"	910,000	428,000	"	"	1,044,980
Anchois.....		Idem.	"	"	"	"	"	"	"
Thons.....	blancs ou germons.....	Idem.	12,522	45,710	178,397	696,089	4,920	21,056	"
	francs ou thons rouges.....	Idem.	"	"	"	"	"	"	"
Poissons divers.....		Kilogr.	98,000	191,560	270,390	316,100	218,980	472,453	42,420
		Idem.	"	"	"	"	"	"	53,920
Crevettes.....	grises ou roses.....	Idem.	"	"	"	"	"	1,100	8,800
	salicoques dites bouquet.....	Idem.	"	"	"	"	"	"	"
Homards.....		Idem.	76,293	422,945	4,515	23,680	58,697	351,147	1,359
Langoustes.....		Idem.	255,162	2,461,029	21,805	216,855	275,528	3,009,136	1,855
Langoustes de Mauritanie dites langoustes vertes...		Idem.	15,000	75,000	86,700	562,020	"	"	"
Crabes pouparts ou tourteaux.....		Idem.	9,370	8,135	4,500	2,485	97,920	49,829	"
Crustacés divers.....		Idem.	"	"	200	100	"	"	31,820
Huitres plates.....		Mille.	"	"	"	"	"	"	34,580
Huitres portugaises.....		Idem.	"	"	"	"	"	"	"
Moules.....		Hectol.	"	"	"	"	"	"	"
Coquilles de Saint-Jacques.....		Nombre.	32,000	9,600	52,000	15,600	"	"	"
Pétoncles.....		Hectol.	550	13,700	800	19,800	"	"	"
Mollusques divers.....		Idem.	"	"	"	"	"	"	"
Oursins.....		Nombre	"	"	"	"	"	"	"
Violet.....		Idem.	"	"	"	"	"	"	"
Oiseaux de mer.....		Idem.	"	"	"	"	"	"	"
Vers pour appâts.....		Kilogr.	"	"	"	"	"	"	"
Corail.....		Idem.	"	"	"	"	"	"	"
Lichen.....		Idem.	"	"	"	"	"	"	"
Varech.....		M. cube.	"	"	"	"	"	10,762	43,049
Goémon de soude.....		Idem.	"	"	"	"	"	10,070	50,350
Pailleule.....		Idem.	"	"	"	"	"	"	"
Sables coquilliers et amendements marins.....		Idem.	"	"	"	"	"	"	"
VALEUR TOTALE des produits de la pêche en mer.....				3,992,232		9,832,097		7,373,254	
Saumons.....		Kilogr.	"	"	"	"	"	"	"
Esturgeons.....		Idem.	"	"	"	"	"	"	"
Aloses.....		Idem.	"	"	"	"	"	"	"
Anguilles.....		Idem.	"	"	"	"	"	"	"
Mulets et Bars.....		Idem.	"	"	"	"	"	"	"
Éperlans.....		Idem.	"	"	"	"	"	"	"
Poissons divers.....		Idem.	"	"	"	"	"	"	"
Huitres.....	plates.....	Mille.	"	"	"	"	"	"	"
	portugaises.....	Idem.	"	"	"	"	"	"	"
Crustacés divers.....		Kilogr.	"	"	"	"	"	"	"
Mollusques divers.....		Hectol.	"	"	"	"	"	"	"
VALEUR TOTALE des produits de la pêche en étang et en rivière.....				"		"		"	"
VALEUR TOTALE des produits de la pêche en bateau.....				3,992,232		9,832,097		7,373,254	

DÉSIGNATION DES GENRES DE PÊCHE.	UNITÉS de QUANTITÉ.	GUILVINEC.		CONCARNEAU.		LORIENT.		PORT-LOUIS.	
		QUANTITÉS.	VALEUR.	QUANTITÉS.	VALEUR.	QUANTITÉS.	VALEUR.	QUANTITÉS.	VALEUR.
			francs.		francs.		francs.		francs.
RÉGION DE L'Océan. (Suite.)									
1 ^{re} SECTION. — Du quartier de Brest au quartier de Noirmoutier. (Suite.)									
Islande.....	Morue.....	Kilogr.	"	"	"	"	"	"	"
	Rogue.....	Idem.	"	"	"	"	"	"	"
	Huile.....	Litre.	"	"	"	"	"	"	"
Féroë et Dogger-Bank.	Morue.....	Kilogr.	"	"	"	"	"	"	"
	Rogue.....	Idem.	"	"	"	"	"	"	"
	Huile.....	Litre.	"	"	"	"	"	"	"
Terre-Neuve...	Morue.....	Kilogr.	"	"	"	"	"	"	"
	Rogue.....	Idem.	"	"	"	"	"	"	"
	Huile.....	Litre.	"	"	"	"	"	"	"
Poissons divers de la côte occidentale d'Afrique...		Kilogr.	"	"	"	"	"	"	"
Cabillauds.....		Idem.	"	"	"	"	"	"	"
Merlus ou Colins.....		Idem.	"	"	"	6,187,000	12,299,500	15,000	28,050
Turbots.....		Idem.	"	1,320	9,337	2,800	16,335	15,540	91,330
Barbus.....		Idem.	"	978	6,807	675	3,980	11,530	68,520
Carrelots ou Plies.....		Idem.	"	13,294	52,006	31,700	52,800	99,407	215,765
Soles.....		Idem.	40	400	18,972	182,550	19,865	131,835	177,227
Congres.....		Idem.	13,341	17,291	43,703	94,701	11,950	27,150	17,150
Raies.....		Idem.	532,095	534,730	107,686	234,523	1,880,280	1,954,560	575,895
Mulets et Bars.....		Idem.	"	"	7,445	77,575	60	480	6,332
Harengs.....	salés.....	Idem.	"	"	"	"	"	"	"
	frais.....	Idem.	60,060	72,544	10,746	10,746	"	"	4,600
Maquereaux.....	salés.....	Idem.	"	"	"	"	"	"	"
	frais.....	Idem.	2,652,435	2,824,562	138,088	283,539	20,060	39,440	162,100
Merlans.....		Idem.	121,900	148,250	130,121	361,051	9,090	18,575	270,550
Sardines.....		Idem.	1,122,465	1,301,969	4,133,032	4,561,061	113,341	177,954	620,160
Sprats.....		Idem.	"	"	18,215	22,768	"	"	"
Anchois.....		Idem.	"	"	"	"	"	"	"
Thons.....	blancs ou germons.....	Idem.	1,322	5,165	284,901	1,307,686	51,820	292,198	29,650
	francs ou thons rouges.....	Idem.	"	"	"	"	"	"	"
Poissons divers.....		Kilogr.	223,977	239,997	93,662	271,909	3,250,720	5,261,960	815,120
		Idem.	"	"	9,104	93,303	1,630	18,580	1,438,841
Crevettes.....	grises ou roses.....	Idem.	12,440	93,760	"	"	"	"	"
	salicoques dites bouquet.....	Idem.	6,100	34,641	33,577	205,844	5,850	370,040	4,670
Homards.....		Idem.	23,153	213,206	7,229	66,895	51,935	607,925	2,940
Langoustes.....		Idem.	250	2,500	"	"	"	"	"
Langoustes de Mauritanie dites langoustes vertes.....		Idem.	"	"	131,912	71,605	25,500	25,100	49,020
Crabes pouparts ou tourteaux.....		Idem.	2,687	1,943	52,701	101,248	56,990	56,990	180,833
Crustacés divers.....		Idem.	"	"	"	"	"	"	"
Huitres plates.....		Mille.	"	"	"	"	"	"	"
Huitres portugaises.....		Idem.	"	"	38	2,205	"	"	"
Moules.....		Hectol.	"	"	2,877	2,539	"	"	"
Coquilles de Saint-Jacques.....		Nombre.	"	"	"	"	"	"	"
Pétoncles.....		Hectol.	"	"	54	2,738	"	"	"
Mollusques divers.....		Idem.	"	"	"	"	"	"	"
Oursins.....		Nombre	"	"	"	"	"	"	"
Violet.....		Idem.	"	"	"	"	"	"	"
Oiseaux de mer.....		Idem.	"	"	"	"	"	"	"
Vers pour appâts.....		Kilogr.	"	"	"	"	"	"	"
Corail.....		Idem.	"	"	"	"	"	"	"
Lichen.....		Idem.	"	"	1,225	4,900	"	"	"
Vers.....		M. cube.	"	"	"	"	"	"	"
Goémon.....		Idem.	"	"	"	"	"	"	"
Pailleule.....		Idem.	"	"	11,908	117,095	"	"	"
Sables coquilliers et amendements marins.....		Idem.	"	"	"	"	"	"	"
VALEUR TOTALE des produits de la pêche en mer.....				5,490,958		8,234,631		21,355,402	6,909,586
Saumons.....		Kilogr.	"	"	295	3,855	916	15,487	"
Esturgeons.....		Idem.	"	"	"	"	"	"	"
Aloses.....		Idem.	"	"	"	"	"	"	"
Anguilles.....		Idem.	"	"	921	2,592	1,460	3,975	"
Mulets et Bars.....		Idem.	"	"	947	9,536	"	"	"
Éperlans.....		Idem.	"	"	"	"	"	"	"
Poissons divers.....		Idem.	"	"	1,585	4,197	"	"	"
Huitres.....	plates.....	Mille.	"	"	"	"	"	"	"
	portugaises.....	Idem.	"	"	"	"	"	"	"
Crustacés divers.....		Kilogr.	"	"	"	"	"	"	"
Mollusques divers.....		Hectol.	"	"	"	"	"	"	"
VALEUR TOTALE des produits de la pêche en étang et en rivière.....				"		20,180		19,462	"
VALEUR TOTALE des produits de la pêche en bateau.....				5,490,958		8,254,811		21,374,864	6,909,586

DÉSIGNATION DES GENRES DE PÊCHE.	UNITÉS de QUANTITÉ.	GROIX.		ÉTEL.		AURAY.		LA TURBALLE.	
		QUANTITÉS.	VALEUR.	QUANTITÉS.	VALEUR.	QUANTITÉS.	VALEUR.	QUANTITÉS.	VALEUR.
RÉGION DE L'OcéAN. (Suite.)									
1 ^{re} SECTION. — Du quartier de Brest au quartier de Noirmoutier. (Suite.)									
Islande.....	Morue.....	Kilogr.	"	"	"	"	"	"	"
	Rogue.....	Idem.	"	"	"	"	"	"	"
	Huile.....	Litre.	"	"	"	"	"	"	"
Feroë et Dogger-Bank.	Morue.....	Kilogr.	"	"	"	"	"	"	"
	Rogue.....	Idem.	"	"	"	"	"	"	"
	Huile.....	Litre.	"	"	"	"	"	"	"
Terre-Neuve..	Morue.....	Kilogr.	"	"	"	"	"	"	"
	Rogue.....	Idem.	"	"	"	"	"	"	"
	Huile.....	Litre.	"	"	"	"	"	"	"
Poissons divers de la côte occidentale d'Afrique...		Kilogr.	"	"	"	"	"	"	"
Cabillauds.....		Idem.	"	"	"	"	"	"	"
Merlus ou Colins.....		Idem.	"	"	"	"	"	"	"
Turbots.....		Idem.	"	"	"	"	"	"	"
Barbues.....		Idem.	55	350	110	740	69	414	"
Carrelets ou Plies.....		Idem.	28	169	75	450	"	"	"
Soles.....		Idem.	240	400	19,775	60,970	29,008	133,933	38,060
Congres.....		Idem.	27,150	266,560	60,628	583,780	38,032	374,597	21,165
Raies.....		Idem.	2,120	4,126	4,966	11,009	3,477	10,795	"
Mulets et Bars.....		Idem.	66,190	123,259	151,086	273,056	53,160	100,455	31,450
		Idem.	"	"	4,150	22,900	2,880	15,465	393
Harengs.....	salés.....	Idem.	"	"	"	"	"	"	790
	frais.....	Idem.	50	50	39,500	21,750	3,251	6,502	10,883
Maquereaux.....	salés.....	Idem.	2,850	5,395	5,235	8,435	5,025	11,083	41,261
	frais.....	Idem.	3,360	7,458	38,247	69,059	19,550	35,005	128,303
Merlans.....		Idem.	"	"	681,688	868,674	210	300	796,279
Sardines.....		Idem.	"	"	"	"	"	"	"
Sprats.....		Idem.	"	"	"	"	"	"	"
Anchois.....		Idem.	"	"	"	"	"	"	"
Thons.....	blancs ou germans.....	Idem.	555,738	4,786,238	390,053	1,900,702	"	"	"
	francs ou thons rouges.....	Idem.	"	"	"	"	"	"	"
Poissons divers.....		Kilogr.	105,190	200,787	235,394	432,932	61,733	163,970	45,799
Crevettes.....	grises ou roses.....	Idem.	"	"	"	"	945	7,590	3,170
	salicoques dites bouquet.....	Idem.	380	4,255	"	"	"	"	"
Homards.....		Idem.	470	3,630	3,042	22,847	1,560	10,500	955
Langoustes.....		Idem.	380	4,660	"	"	"	"	"
Langoustes de Mauritanie dites langoustes vertes..		Idem.	"	"	"	"	"	"	"
Crabes poulpards ou tourteaux.....		Idem.	2,870	2,853	9,170	7,736	13,855	12,471	"
Crustacés divers.....		Idem.	8,975	9,300	19,945	20,685	5,750	5,510	123,347
Huitres plates.....		Mille.	"	"	11	755	85	2,775	"
Huitres portugaises.....		Idem.	"	"	"	"	"	"	"
Moules.....		Hectol.	"	"	"	"	"	"	"
Coquilles de Saint-Jacques.....		Nombre.	"	"	2,400	1,060	4,500	2,125	1,566
Pétoncles.....		Hectol.	"	"	"	"	"	"	"
Mollusques divers.....		Idem.	"	"	"	"	"	"	"
Oursins.....		Nombre.	"	"	"	"	"	"	"
Violetes.....		Idem.	"	"	"	"	"	"	"
Oiseaux de mer.....		Idem.	"	"	"	"	"	"	"
Vers pour appâts.....		Kilogr.	"	"	"	"	"	"	"
Corail.....		Idem.	"	"	"	"	"	"	"
Lichen.....		Idem.	"	"	"	"	"	"	"
Varech.....		M. cube.	"	"	"	"	"	"	"
Goémon de soude.....		Idem.	"	"	"	"	"	"	"
Pailleule.....		Idem.	"	"	"	"	"	"	"
Sables coquilliers et amendements marins.....		Idem.	"	"	"	"	"	"	"
VALEUR TOTALE des produits de la pêche en mer.....			5,419,490		4,307,540		893,499		1,787,391
Saumons.....		Kilogr.	"	"	"	"	"	"	"
Esturgeons.....		Idem.	"	"	"	"	"	"	"
Aloses.....		Idem.	"	"	"	"	"	"	"
Anguilles.....		Idem.	"	"	1,158	3,956	1,320	7,740	"
Mulets et Bars.....		Idem.	"	"	1,590	14,655	420	2,300	"
Éperlans.....		Idem.	"	"	"	"	"	"	"
Poissons divers.....		Idem.	"	"	5,815	6,501	2,140	7,440	"
Huitres.....	plates.....	Mille.	"	"	22	880	845	35,405	"
	portugaises.....	Idem.	"	"	"	"	"	"	"
Crustacés divers.....		Kilogr.	"	"	"	"	2,700	2,800	"
Mollusques divers.....		Hectol.	"	"	23	1,150	"	"	"
VALEUR TOTALE des produits de la pêche en étang et en rivière.....			"		27,142		55,685		"
VALEUR TOTALE des produits de la pêche en bateau.....			5,419,490		4,334,682		949,184		1,787,391

PÊCHE EN BATEAU. — 1921

DÉSIGNATION DES GENRES DE PÊCHE.	UNITÉS de QUANTITÉ.	LE CROISIC.		NOIRMOUTIER.		L'ÎLE-D'YEU.		AUTRES PORTS.		TOTAUX DE LA 1 ^{re} SECTION.	
		QUAN- TITÉS.	VALEUR.	QUAN- TITÉS.	VALEUR.	QUAN- TITÉS.	VALEUR.	QUAN- TITÉS.	VALEUR.	QUANTITÉS.	VALEUR.
			francs.		francs.		francs.		francs.		francs.
RÉGION DE L'OcéAN. (Suite.)											
1 ^{re} SECTION. — Du quartier de Brest au quartier de Noirmoutier. (Suite.)											
Islande.....	Morue.....	Kilogr.	"	"	"	"	"	"	"	"	"
	Rogue.....	Idem.	"	"	"	"	"	"	"	"	"
	Huile.....	Litre.	"	"	"	"	"	"	"	"	"
Féroë et Dogger-Bank.	Morue.....	Kilogr.	"	"	"	"	"	"	"	"	"
	Rogue.....	Idem.	"	"	"	"	"	"	"	"	"
	Huile.....	Litre.	"	"	"	"	"	"	"	"	"
Terre-Neuve...	Morue.....	Kilogr.	"	"	"	"	"	"	"	"	"
	Rogue.....	Idem.	"	"	"	"	"	"	"	"	"
	Huile.....	Litre.	"	"	"	"	"	"	"	"	"
Poissons divers de la côte occidentale d'Afrique...		Kilogr.	"	"	"	"	"	"	"	"	"
Cabillands.....		Idem.	"	"	"	"	"	"	"	"	"
Merlus ou Colins.....		Idem.	"	"	"	"	"	"	"	"	"
Turbots.....		Idem.	3,600	10,800	"	"	"	"	"	"	"
Barbués.....		Idem.	"	"	"	"	1,875	6,470	820	5,900	6,205,600
Carrelets ou Plies.....		Idem.	"	"	"	"	1,986	9,006	"	"	25,269
Soles.....		Idem.	1,915	6,625	8,630	14,410	14,543	37,689	81,883	251,869	14,672
Congres.....		Idem.	2,704	27,110	7,776	61,974	18,366	174,114	106,585	847,523	345,905
Raies.....		Idem.	4,375	13,125	14,600	22,150	13,984	19,336	43,789	96,015	602,795
Mulets et Bars.....		Idem.	9,415	19,120	26,724	44,998	43,970	74,355	206,335	347,347	4,090,377
Harengs.....	salés.....	Idem.	"	"	"	"	3,016	21,196	38,237	205,814	110,923
	frais.....	Idem.	800	800	21,000	11,000	1,360	952	73,646	98,039	243,296
Maquereaux.....	salés.....	Idem.	131,046	222,958	4,000	5,200	33,369	24,947	598,036	1,041,552	6,893,517
	frais.....	Idem.	25,880	64,130	7,800	12,150	19,523	27,412	490,741	1,242,452	1,326,690
Merlans.....		Idem.	258,064	550,936	186,160	213,537	265,688	254,725	1,031,959	1,278,526	14,582,684
Sardines.....		Idem.	"	"	"	"	"	"	1,200	600	929,415
Sprats.....		Idem.	"	"	"	"	"	"	405	3,329	405
Anchois.....		Idem.	16,734	78,745	3,363	9,457	101,331	507,652	31,732	140,096	1,962,483
Thons.....	blancs ou germons.....	Idem.	"	"	"	"	"	"	"	"	405
	francs ou thons rouges.....	Idem.	"	"	"	"	"	"	"	"	3,329
		Idem.	"	"	"	"	"	"	"	"	10,011,794
Poissons divers.....		Kilogr.	27,475	64,301	87,410	125,065	38,986	57,353	1,380,451	3,509,183	0,995,707
Crevettes.....	grises ou roses.....	Idem.	"	"	"	"	"	"	150,644	533,147	166,593
	salicoques dites bouquet.....	Idem.	22,385	239,670	"	"	"	"	37,886	302,045	73,091
Homards.....		Idem.	27,100	85,350	218,098	1,261,159	99,978	599,516	190,637	1,123,177	732,901
Langoustes.....		Idem.	2,470	26,030	23,810	227,650	19,454	222,247	177,671	1,738,277	863,422
Langoustes de Mauritanie dites langoustes vertes...		Idem.	"	"	"	"	"	"	"	"	101,950
Crabes poutars ou tourteaux.....		Idem.	72,320	75,884	211,170	156,110	256,163	157,813	503,539	399,788	1,387,309
Crustacés divers.....		Idem.	"	"	67,400	22,170	12,550	3,958	39,485	36,397	602,683
Huitres plates.....		Mille.	"	"	"	"	"	"	4,230	172,795	4,326
Huitres portugaises.....		Idem.	"	"	"	"	"	"	"	"	"
Moules.....		Hectol.	"	"	2,127	87,580	"	"	30,662	433,390	32,827
Coquilles de Saint-Jacques.....		Nombre.	14,300	6,735	"	"	57,348	16,996	4,739,012	1,473,824	4,906,003
Pétoncles.....		Hectol.	"	"	"	"	"	"	20,752	465,220	22,102
Mollusques divers.....		Idem.	"	"	"	"	"	"	4,856	162,307	4,910
Oursins.....		Nombre.	"	"	"	"	"	"	"	"	"
Violet.....		Idem.	"	"	"	"	"	"	"	"	"
Oiseaux de mer.....		Idem.	"	"	"	"	"	"	2,350	7,075	2,350
Vers pour appâts.....		Kilogr.	"	"	"	"	"	"	1,650	8,250	1,650
Corail.....		Idem.	"	"	"	"	"	"	"	"	"
Lichen.....		Idem.	"	"	"	"	"	"	"	"	"
Varech.....		M. cube.	"	"	"	"	"	"	4,862	26,247	16,849
Goémon de soude.....		Idem.	"	"	"	"	"	"	49,223	269,268	59,293
Pailleule.....		Idem.	"	"	"	"	"	"	"	"	"
Sables coquilliers et amendements marins.....		Idem.	"	"	"	"	"	"	25,994	256,295	37,902
VALEUR TOTALE des produits de la pêche en mer.....			1,492,319		2,274,610		2,215,737		16,507,307		99,613,113
Saumons.....		Kilogr.	"	"	"	"	"	18,341	328,804	19,552	348,146
Esturgeons.....		Idem.	"	"	"	"	"	"	"	"	"
Aloses.....		Idem.	"	"	"	"	"	80,594	636,186	80,594	636,186
Anguilles.....		Idem.	"	"	"	"	"	65,983	269,383	70,842	287,646
Mulets et Bars.....		Idem.	"	"	"	"	"	14,952	54,261	17,909	80,752
Éperlans.....		Idem.	"	"	"	"	"	"	"	"	"
Poissons divers.....		Idem.	"	"	"	"	"	152,498	527,012	162,038	545,150
Huitres.....	plates.....	Mille.	"	"	"	"	"	"	982	54,020	1,849
	portugaises.....	Idem.	"	"	"	"	"	"	"	"	"
Crustacés divers.....		Kilogr.	"	"	"	"	"	13,804	15,203	16,504	18,003
Mollusques divers.....		Hectol.	"	"	"	"	"	842	36,058	865	37,208
VALEUR TOTALE des produits de la pêche en étang et en rivière.....			"	"	"	"	"	"	1,920,927	"	2,043,396
VALEUR TOTALE des produits de la pêche en bateau.....			1,492,319		2,274,610		2,215,737		18,428,234		101,656,509

PECHE EN BATEAU. — 1921.

DÉSIGNATION DES GENRES DE PÊCHE.	UNITÉS de QUANTITÉS.	SAINT-GILLES-SUR-VIE.		LES SABLES-D'OLONNE.	
		QUANTITÉS.	VALEUR. francs.	QUANTITÉS.	VALEUR. francs.
RÉGION DE L'Océan. (Suite.)					
2° SECTION. — Du quartier de Saint-Gilles-sur-Vie au quartier de Marennes.					
Islande.....	Morue.....	Kilogr.	"	"	"
	Rogue.....	Idem.	"	"	"
	Huile.....	Litre.	"	"	"
Féroé et Dogger-Bank.	Morue.....	Kilogr.	"	"	"
	Rogue.....	Idem.	"	"	"
	Huile.....	Litre.	"	"	"
Terre-Neuve...	Morue.....	Kilogr.	"	"	"
	Rogue.....	Idem.	"	"	"
	Huile.....	Litre.	"	"	"
Poissons divers de la côte occidentale d'Afrique...		Kilogr.	"	"	"
Cabillauds.....		Idem.	"	"	"
Merlus ou Colins.....		Idem.	"	"	"
Turbots.....		Idem.	7,100	41,700	2,050
Barbues.....		Idem.	"	"	1,850
Carrelets ou Plies.....		Idem.	24,300	72,900	116,500
Soles.....		Idem.	80,200	623,600	102,805
Congres.....		Idem.	7,400	26,000	"
Raies.....		Idem.	23,600	94,400	261,485
Mulets et Bars.....		Idem.	5,500	22,000	"
Harengs.....	salés.....	Idem.	"	"	"
	frais.....	Idem.	"	"	2,000
Maquereaux.....	salés.....	Idem.	"	"	"
	frais.....	Idem.	53,000	57,000	18,000
Merlans.....		Idem.	143,500	287,500	252,800
Sardines.....		Idem.	615,045	716,896	1,234,918
Sprats.....		Idem.	"	"	"
Anchois.....		Idem.	"	"	"
Thons.....	blancs ou germans.....	Idem.	"	"	215,805
	francs ou thons rouges.....	Idem.	"	"	1,045,597
Poissons divers.....		Kilogr.	110,800	258,800	400,735
Crevettes.....	grises ou roses.....	Idem.	"	"	40,000
	salicoques dites bouquet.....	Idem.	44,400	357,000	200,000
Homards.....		Idem.	48,730	360,740	25,000
Langoustes.....		Idem.	20	200	17,050
Langoustes de Mauritanie dites langoustes vertes.....		Idem.	"	"	"
Crabes pouparts ou tourteaux.....		Idem.	"	"	"
Crustacés divers.....		Idem.	"	"	"
Huitres plates.....		Mille.	"	"	"
Huitres portugaises.....		Idem.	"	"	"
Moules.....		Hectol.	588	9,605	"
Coquilles de Saint-Jacques.....		Nombre.	"	"	"
Pétoncles.....		Hectol.	"	"	"
Mollusques divers.....		Idem.	"	"	"
Oursins.....		Nombre.	"	"	"
Violetes.....		Idem.	"	"	"
Oiseaux de mer.....		Idem.	"	"	"
Vers pour appâts.....		Kilogr.	"	"	"
Corail.....		Idem.	"	"	"
Lichen.....		Idem.	"	"	"
Varech.....		M. cube.	"	"	"
Goémon de soude.....		Idem.	"	"	"
Pailleule.....		Idem.	"	"	"
Sables coquilliers et amendements marins.....		Idem.	"	"	"
VALEUR TOTALE des produits de la pêche en mer.....				2,978,741	7,523,831
Saumons.....		Kilogr.	"	"	"
Esturgeons.....		Idem.	"	"	"
Aloses.....		Idem.	"	"	"
Anguilles.....		Idem.	"	"	"
Mulets et Bars.....		Idem.	"	"	"
Éperlans.....		Idem.	"	"	"
Poissons divers.....		Idem.	"	"	"
Huitres.....	plates.....	Mille.	"	"	"
	portugaises.....	Idem.	"	"	"
Crustacés divers.....		Kilogr.	"	"	"
Mollusques divers.....		Hectol.	"	"	"
VALEUR TOTALE des produits de la pêche en étang et en rivière.....				"	"
VALEUR TOTALE des produits de la pêche en bateau.....				2,978,741	7,523,831

— 1/1 —

— 1/7 —

PÊCHE EN BATEAU. — 1921.

DÉSIGNATION DES GENRES DE PÊCHE.	UNITÉS de QUANTITÉS.	LA ROCHELLE.		TOTAUX DES AUTRES PORTS.		TOTAUX DE LA 2 ^e SECTION.	
		QUANTITÉS.	VALEUR.	QUANTITÉS.	VALEUR.	QUANTITÉS.	VALEUR.
			francs.		francs.		francs.
RÉGION DE L'OcéAN. (Suite.)							
2 ^e SECTION. — Du quartier de Saint-Gilles-sur-Vie au quartier de Marennes. (Suite.)							
Islande.....	Morue.....	Kilogr.	"	"	"	"	"
	Idem.....	"	"	"	"	"	"
	Huile.....	Litre.	"	"	"	"	"
Féroë et Dogger-Bank.	Morue.....	Kilogr.	"	"	"	"	"
	Idem.....	"	"	"	"	"	"
	Huile.....	Litre.	"	"	"	"	"
Terre-Neuve.....	Morue.....	Kilogr.	664,315	1,458,546	"	"	"
	Idem.....	"	"	"	"	664,315	1,458,546
	Huile.....	Litre.	"	"	"	"	"
Poissons divers de la côte occidentale d'Afrique.	Idem.....	Kilogr.	"	"	"	"	"
Cabillauds.....	Idem.....	"	"	"	"	"	"
Merlus ou Colins.....	Idem.....	"	"	"	"	"	"
Turbots.....	Idem.....	"	8,184,025	23,370,085	"	"	"
Barbues.....	Idem.....	"	8	48	"	8,184,025	23,370,085
Carrelets ou Plies.....	Idem.....	"	10	55	"	9,158	49,948
Soles.....	Idem.....	"	550	1,780	"	1,860	6,645
Congres.....	Idem.....	"	208,178	1,957,925	45,190	180,645	686,825
Raies.....	Idem.....	"	"	"	109,414	894,306	500,597
Mulets et Bars.....	Idem.....	"	1,384,743	2,651,982	"	7,400	26,000
Harengs.....	Idem.....	"	"	"	150,245	324,005	1,829,073
	salés.....	"	"	"	10,774	73,615	16,274
	frais.....	"	"	"	"	"	"
Maquereaux.....	Idem.....	"	"	"	2,300	2,300	4,300
	salés.....	"	"	"	"	"	"
	frais.....	"	"	"	"	"	"
Merlans.....	Idem.....	"	2,900	7,250	"	"	"
Sardines.....	Idem.....	"	"	"	21,135	57,145	73,900
Sprats.....	Idem.....	"	79,113	185,963	"	"	118,250
Anchois.....	Idem.....	"	"	"	8,176	33,560	417,435
Thons.....	Idem.....	"	"	"	"	"	1,937,252
	blancs ou germons.....	"	167,058	762,838	2,641	12,147	2,555,321
	francs ou thons rouges.....	"	"	"	"	"	"
Poissons divers.....	Kilogr.	4,775,085	7,492,416	256,003	941,913	5,542,623	9,776,664
Crevettes.....	Idem.	"	"	40,262	104,216	80,262	304,216
	grises ou roses.....	"	"	11,375	183,890	80,775	790,890
	salicoques dite bouquet.....	"	"	1,957	12,119	67,737	509,259
Homards.....	Idem.	"	"	"	525	4,430	4,630
Langoustes.....	Idem.	"	"	"	"	"	"
Langoustes de Mauritanie dites langoustes vertes..	Idem.	"	"	"	"	"	"
Crabes pouparts ou tourteaux.....	Idem.	171,475	171,475	19,890	25,606	1,009,465	632,681
Crustacés divers.....	Idem.	251,180	251,335	15,031	15,031	373,296	571,451
Huitres plates.....	Mille.	"	"	"	"	"	"
Huitres portugaises.....	Idem.	"	"	30,800	222,200	30,800	222,200
Moules.....	Hectol.	"	"	46	2,300	634	11,905
Coquilles de Saint-Jacques.....	Nombre.	"	"	"	"	"	"
Pétoncles.....	Hectol.	950	187,500	77	8,900	1,027	196,400
Mollusques divers.....	Idem.	"	"	425	8,475	425	8,475
Oursins.....	Nombre.	"	"	"	"	"	"
Violetes.....	Idem.	"	"	"	"	"	"
Oiseaux de mer.....	Idem.	"	"	2,735	11,810	2,735	11,810
Vers pour appâts.....	Kilogr.	"	"	"	"	"	"
Corail.....	Idem.	"	"	"	"	"	"
Lichen.....	Idem.	"	"	"	"	"	"
Varech.....	M. cube.	"	"	"	"	"	"
Goémon de sonde.....	Idem.	"	"	200	4,000	200	4,000
Pailleule.....	Idem.	"	"	"	"	"	"
Sables coquilliers et amendements marins.....	Idem.	"	"	"	"	"	"
VALEUR TOTALE des produits de la pêche en mer.....			38,499,198		3,122,613		52,124,383
Saumons.....	Kilogr.	"	"	"	"	"	"
Esturgeons.....	Idem.	"	"	7,851	25,768	7,851	25,768
Aloses.....	Idem.	"	"	"	"	"	"
Anguilles.....	Idem.	"	"	16,905	53,315	16,905	53,315
Mulets et Bars.....	Idem.	"	"	14,163	53,589	14,163	53,589
Éperlans.....	Idem.	"	"	"	"	"	"
Poissons divers.....	Idem.	"	"	29,772	76,134	29,772	76,134
Huitres.....	Mille.	"	"	150	18,000	150	18,000
	plates.....	"	"	2,045	67,600	2,045	67,600
	portugaises.....	"	"	7,150	2,325	7,150	2,325
Crustacés divers.....	Kilogr.	"	"	"	"	"	"
Mollusques divers.....	Hectol.	"	"	1,109	30,945	1,109	30,945
VALEUR TOTALE des produits de la pêche en étang et en rivière.....			"		327,676		327,676
VALEUR TOTALE des produits de la pêche en bateau.....			38,499,198		3,450,289		52,452,059

DÉSIGNATION DES GENRES DE PÊCHE.	UNITÉS de QUANTITÉS.	BORDEAUX.		GUJAN-MESTRAS.		ARCACHON.		SAINT-JEAN- DE-LUZ.		
		QUANTITÉS.	VALEUR.	QUANTITÉS.	VALEUR.	QUANTITÉS.	VALEUR.	QUANTITÉS.	VALEUR.	
			francs.		francs.		francs.		francs.	
RÉGION DE L'OcéAN. (Suite.)										
3 ^e SECTION. — Du quartier de Pauillac au quartier de Bayonne.										
Islande.....	Morue.....	Kilogr.	689,740	2,758,960	"	"	258,270	310,000	"	"
	Rogue.....	Idem.	"	"	"	"	"	"	"	"
	Huile.....	Litre.	"	"	"	"	"	"	"	"
Féroë et Dogger-Bank.	Morue.....	Kilogr.	"	"	"	"	"	"	"	"
	Rogue.....	Idem.	"	"	"	"	"	"	"	"
	Huile.....	Litre.	"	"	"	"	"	"	"	"
Terre-Neuve..	Morue.....	Kilogr.	2,973,685	6,797,560	"	"	907,738	1,390,500	"	"
	Rogue.....	Idem.	"	"	"	"	"	"	"	"
	Huile.....	Litre.	"	"	"	"	"	"	"	"
Poissons divers de la côte occidentale d'Afrique...		Kilogr.	"	"	"	"	"	"	"	"
Cabillauds.....		Idem.	"	"	"	"	"	"	"	"
Merlus ou Colins.....		Idem.	"	"	"	"	"	"	"	"
Turbots.....		Idem.	"	"	"	"	184,000	1,047,000	89,510	284,070
Barbues.....		Idem.	"	"	"	"	9,000	75,600	1,835	13,080
Carrelets ou Plies.....		Idem.	"	"	"	"	"	"	"	"
Soles.....		Idem.	"	"	27,800	111,200	18,500	87,000	1,650	4,650
Congres.....		Idem.	"	"	7,690	76,900	262,490	2,844,045	41,750	397,400
Raies.....		Idem.	"	"	"	"	"	"	2,900	10,100
Mulets et Bars.....		Idem.	"	"	"	"	1,881,500	5,181,875	184,800	156,000
		Idem.	"	"	31,950	156,250	134,000	808,000	73,260	142,580
Harengs.....	salés.....	Idem.	"	"	"	"	"	"	"	"
	frais.....	Idem.	"	"	"	"	"	"	"	"
Maquereaux.....	salés.....	Idem.	"	"	"	"	"	"	"	"
	frais.....	Idem.	"	"	"	"	"	"	"	"
Merlans.....		Idem.	"	"	"	"	40,900	161,500	512,700	1,419,800
Sardines.....		Idem.	"	"	"	"	1,600,000	3,570,000	28,700	33,700
Sprats.....		Idem.	"	"	94,300	282,900	154,224	494,415	849,508	1,810,463
Anchois.....		Idem.	"	"	"	"	"	"	"	"
Thons.....	blancs ou germans.....	Idem.	"	"	"	"	"	"	2,000	2,000
	francs ou thons rouges.....	Idem.	"	"	"	"	"	"	550	3,500
									279,890	1,082,530
Poissons divers.....		Kilogr.	"	"	45,550	170,900	2,448,500	13,511,500	607,180	1,137,770
	grises ou roses.....	Idem.	"	"	7,650	38,250	7,600	59,600	900	9,500
Crevettes.....	salicoques dites bouquet.....	Idem.	"	"	"	"	"	"	"	"
Homards.....		Idem.	"	"	"	"	"	"	3,600	18,000
Langoustes.....		Idem.	"	"	"	"	"	"	13,000	137,500
Langoustes de Mauritanie dites langoustes vertes.....		Idem.	"	"	"	"	"	"	"	"
Crabes pouparts ou tourteaux.....		Idem.	"	"	"	"	"	"	"	"
Crustacés divers.....		Idem.	"	"	47,500	47,500	360	600	"	"
Huitres plates.....		Mille.	"	"	"	"	"	"	"	"
Huitres portugaises.....		Idem.	"	"	"	"	"	"	"	"
Moules.....		Hectol.	"	"	"	"	"	"	"	"
Coquilles de Saint-Jacques.....		Nombre.	"	"	"	"	"	"	"	"
Pétoncles.....		Hectol.	"	"	"	"	"	"	"	"
Mollusques divers.....		Idem.	"	"	"	"	"	"	"	"
Oursins.....		Nombre.	"	"	"	"	"	"	"	"
Violetes.....		Idem.	"	"	"	"	"	"	"	"
Oiseaux de mer.....		Idem.	"	"	"	"	"	"	200	800
Vers pour appâts.....		Kilogr.	"	"	"	"	"	"	"	"
Corail.....		Idem.	"	"	"	"	"	"	"	"
Lichen.....		Idem.	"	"	"	"	"	"	"	"
Varech.....		M. cube.	"	"	"	"	"	"	"	"
Goémon de soude.....		Idem.	"	"	"	"	"	"	"	"
Pailleule.....		Idem.	"	"	"	"	"	"	"	"
Sables coquilliers et amendements marins.....		Idem.	"	"	"	"	"	"	"	"
VALEUR TOTALE des produits de la pêche en mer.....			9,556,520	883,900			29,541,635		6,663,443	
Saumons.....		Kilogr.	"	"	"	"	"	360	4,740	
Esturgeons.....		Idem.	"	"	"	"	"	"	"	
Aloses.....		Idem.	71,500	582,500	"	"	"	"	"	
Anguilles.....		Idem.	10,000	49,850	"	"	"	"	2,940	8,820
Mulets et Bars.....		Idem.	12,300	73,500	"	"	"	"	5,940	22,400
Éperlans.....		Idem.	"	"	"	"	"	"	500	1,000
Poissons divers.....		Idem.	54,800	281,200	"	"	"	"	9,380	16,420
Huitres.....	plates.....	Mille.	"	"	"	"	"	"	"	"
	portugaises.....	Idem.	"	"	"	"	"	"	"	"
Crustacés divers.....		Kilogr.	"	"	"	"	"	"	"	"
Mollusques divers.....		Hectol.	"	"	"	"	"	"	"	"
VALEUR TOTALE des produits de la pêche en étang et en rivières.....			987,050						53,380	
VALEUR TOTALE des produits de la pêche en bateau.....			10,543,570	883,900			29,541,635		6,716,823	

DÉSIGNATION DES GENRES DE PÊCHE.	UNITÉS de QUANTITÉ.	AUTRES PORTS.		TOTAUX DE LA 3 ^e SECTION.		TOTAUX DE LA RÉGION DE L'OcéAN.		
		QUANTITÉS.	VALEUR.	QUANTITÉS.	VALEUR.	QUANTITÉS.	VALEUR.	
			francs.		francs.		francs.	
RÉGION DE L'OcéAN. (Fin.)								
3 ^e SECTION. — Du quartier de Pauillac au quartier de Bayonne. (Suite.)								
Islande.....	Morue.....	Kilogr.	"	"	948,010	3,068,960	948,010	3,068,960
	Rogue.....	Idem.	"	"	"	"	"	"
	Huile.....	Litre.	"	"	"	"	"	"
Féroë et Dogger-Bank.	Morue.....	Kilogr.	"	"	"	"	"	"
	Rogue.....	Idem.	"	"	"	"	"	"
	Huile.....	Litre.	"	"	"	"	"	"
Terre-Neuve...	Morue.....	Kilogr.	"	"	3,881,423	8,188,060	4,545,738	9,646,606
	Rogue.....	Idem.	"	"	"	"	"	"
	Huile.....	Litre.	"	"	"	"	"	"
Poissons divers de la côte occidentale d'Afrique...		Kilogr.	"	"	"	"	"	"
Cabillauds.....		Idem.	"	"	"	"	"	"
Merlus ou Colins.....		Idem.	"	"	273,510	1,331,070	14,663,135	37,039,505
Turbots.....		Idem.	"	"	10,835	88,680	45,262	288,648
Barbues.....		Idem.	"	"	"	"	16,532	95,577
Carrelets ou Plies.....		Idem.	2,400	10,800	50,350	213,650	582,795	1,829,858
Soles.....		Idem.	900	9,000	312,830	3,327,345	1,416,222	11,977,283
Congres.....		Idem.	"	"	2,900	10,100	249,025	522,446
Raies.....		Idem.	"	"	2,066,300	5,337,875	7,985,750	14,540,044
Mulets et Bars.....		Idem.	44,700	206,800	283,910	1,313,630	411,107	1,943,661
Harengs.....	salés.....	Idem.	"	"	"	"	"	"
	frais.....	Idem.	"	"	"	"	247,596	252,995
Maquereaux...	salés.....	Idem.	"	"	"	"	41,250	26,500
	frais.....	Idem.	57,680	168,460	611,280	1,749,760	7,578,697	11,099,258
Merlans.....		Idem.	34,880	110,550	1,663,580	3,714,250	3,407,705	7,638,496
Sardines.....		Idem.	50,002	91,275	1,148,034	2,679,053	17,667,970	23,816,041
Sprats.....		Idem.	"	"	"	"	929,415	451,368
Anchois.....		Idem.	"	"	2,000	2,000	2,405	5,329
Thons.....	blancs ou germons.....	Idem.	"	"	550	3,500	2,348,537	11,835,876
	francs ou thons rouges.....	Idem.	8,562	34,248	288,452	1,116,778	288,452	1,116,778
Poissons divers.....		Kilogr.	152,910	516,830	3,254,140	15,337,000	15,792,470	37,994,104
Grevettes.....	grises ou roses.....	Idem.	"	"	16,150	107,350	263,005	1,093,106
	salicoques dites bouquet.....	Idem.	"	"	"	"	153,866	1,430,620
Homards.....		Idem.	780	4,680	4,380	22,680	805,018	5,092,520
Langoustes.....		Idem.	5,814	60,012	18,814	197,512	882,781	9,043,642
Langoustes de Mauritanie dites langoustes vertes..		Idem.	"	"	"	"	101,950	639,520
Crabes poutards ou tourteaux.....		Idem.	892	1,338	892	1,338	2,397,666	1,652,338
Crustacés divers.....		Idem.	5,353	2,117	53,153	50,217	1,029,132	1,327,692
Huitres plates.....		Mille.	"	"	"	"	4,326	176,325
Huitres portugaises.....		Idem.	"	"	"	"	30,800	222,200
Moules.....		Hectol.	"	"	"	"	33,461	535,080
Coquilles de Saint-Jacques.....		Nombre.	"	"	"	"	4,906,003	1,528,949
Pétoncles.....		Hectol.	"	"	"	"	23,129	895,120
Mollusques divers.....		Idem.	817	17,608	817	17,608	6,152	191,128
Oursins.....		Nombre.	"	"	"	"	"	"
Violetes.....		Idem.	"	"	"	"	"	"
Oiseaux de mer.....		Idem.	412	618	612	1,418	5,697	20,303
Vers pour appâts.....		Kilogr.	"	"	"	"	1,650	8,250
Corail.....		Idem.	"	"	"	"	"	"
Lichen.....		Idem.	"	"	"	"	"	"
Varech.....		M. cube.	"	"	"	"	16,849	74,196
Goémon de soude.....		Idem.	"	"	"	"	59,493	323,618
Pailleule.....		Idem.	"	"	"	"	"	"
Sables coquilliers et amendements marins.....		Idem.	147	735	147	735	38,049	374,125
VALEUR TOTALE des produits de la pêche en mer.....				1,235,071		47,880,569		199,618,065
Saumons.....		Kilogr.	16,737	327,566	17,097	332,306	36,649	680,452
Esturgeons.....		Idem.	5,200	19,000	5,200	19,000	13,051	44,768
Aloses.....		Idem.	105,909	629,882	177,409	1,212,382	258,003	1,848,568
Anguilles.....		Idem.	55,244	244,700	68,184	303,370	155,931	644,331
Mulets et Bars.....		Idem.	109,642	614,256	127,842	710,156	159,914	844,497
Éperlans.....		Idem.	"	"	500	1,000	500	1,000
Poissons divers.....		Idem.	306,295	1,330,125	370,475	1,627,745	562,285	2,249,029
Huitres.....	plates.....	Mille.	"	"	"	"	1,999	108,305
	portugaises.....	Idem.	13,230	183,320	13,230	183,320	15,275	250,920
Crustacés divers.....		Kilogr.	1,625	1,625	1,625	1,625	25,279	21,953
Mollusques divers.....		Hectol.	"	"	"	"	1,974	68,153
VALEUR TOTALE des produits de la pêche en étang et en rivière.....				3,350,474		4,390,904		6,761,976
VALEUR TOTALE des produits de la pêche en bateau.....				4,585,545		52,271,473		206,380,041

PÊCHE EN BATEAU. — 1921.

DÉSIGNATION DES GENRES DE PÊCHE.	UNITÉS de QUANTITÉS.	SAINT-LAURENT- DE-LA-SALANQUE.		CETTE.		MARTIGUES.	
		QUANTITÉS.	VALEUR.	QUANTITÉS.	VALEUR.	QUANTITÉS.	VALEUR.
			francs		francs.		francs.
RÉGION DE LA MÉDITERRANÉE (FRANCE ET CORSE).							
Islande.....	{ Morue..... Kilogr.	"	"	"	"	"	"
	{ Rogne..... Idem.	"	"	"	"	"	"
	{ Huile..... Litre.	"	"	"	"	"	"
Féroë et Dogger-Bank.	{ Morue..... Kilogr.	"	"	"	"	"	"
	{ Rogne..... Idem.	"	"	"	"	"	"
	{ Huile..... Litre.	"	"	"	"	"	"
Terre-Neuve	{ Morue..... Kilogr.	"	"	"	"	"	"
	{ Rogne..... Idem.	"	"	"	"	"	"
	{ Huile..... Litre.	"	"	"	"	"	"
Poissons divers de la côte occidentale d'Afrique...	Kilogr.	"	"	237,000	1,056,000	"	"
Cabillands.....	Idem.	"	"	"	"	"	"
Merlus ou Colins.....	Idem.	"	"	43,650	199,425	"	"
Turbots.....	Idem.	"	"	3,540	28,932	"	"
Barbues.....	Idem.	"	"	"	"	"	"
Carrelets ou Plies.....	Idem.	"	"	"	"	"	"
Soles.....	Idem.	"	"	4,830	72,450	29,375	293,750
Congrus.....	Idem.	"	"	4,300	9,000	1,000	5,000
Rais.....	Idem.	"	"	30,000	75,500	500	3,000
Mulets et Bars.....	Idem.	31,658	170,065	8,825	64,900	78,515	694,000
Harengs.....	{ salés..... Idem.	"	"	"	"	"	"
	{ frais..... Idem.	"	"	"	"	"	"
Maquereaux.....	{ salés..... Idem.	"	"	"	"	"	"
	{ frais..... Idem.	13,450	44,350	138,000	447,450	4,400	22,000
Merlans.....	Idem.	"	"	10,700	32,100	"	"
Sardines.....	Idem.	165,730	193,220	36,250	82,050	53,470	193,570
Sprats.....	Idem.	"	"	"	"	"	"
Anchois.....	Idem.	"	"	"	"	"	"
Thons.....	{ blancs ou germans..... Idem.	"	"	"	"	"	"
	{ francs ou thons rouges..... Idem.	"	"	6,600	44,550	16,633	148,460
Poissons divers.....	Idem.	74,638	431,340	203,770	1,126,328	52,835	317,010
Grevettes.....	{ primes ou roses..... Kilogr.	"	"	"	"	"	"
	{ salicoques dites bouquet..... Idem.	"	"	"	"	"	"
Homards.....	Idem.	"	"	"	"	"	"
Langoustes.....	Idem.	"	"	"	"	"	"
Langoustes de Mauritanie dites langoustes vertes.....	Idem.	1,756	36,015	"	"	"	"
Crabes pouparts ou tourteaux.....	Idem.	"	"	"	"	955	22,975
Crustacés divers.....	Idem.	"	"	"	"	"	"
Huitres plates.....	Idem.	"	"	"	"	"	"
Huitres portugaises.....	Mille.	"	"	"	"	"	"
Moules.....	Idem.	"	"	"	"	"	"
Coquilles de Saint-Jacques.....	Hectol.	"	"	"	"	"	"
Pétoncles.....	Nombre.	"	"	"	"	"	"
Mollusques divers.....	Hectol.	"	"	"	"	"	"
Oursins.....	Idem.	"	"	"	"	"	"
Violetes.....	Nombre.	"	"	"	"	"	"
Oiseaux de mer.....	Idem.	"	"	"	"	33,600	2,800
Vers pour appâts.....	Idem.	"	"	825,000	103,125	29,960	2,996
Corail.....	Kilogr.	"	"	"	"	"	"
Lichen.....	Idem.	"	"	"	"	"	"
Varech.....	Idem.	"	"	"	"	"	"
Goémon de soude.....	M. cube.	"	"	"	"	"	"
Pailleule.....	Idem.	"	"	"	"	"	"
Sables coquilliers et amendements marins.....	Idem.	"	"	"	"	"	"
VALEUR TOTALE des produits de la pêche en mer.....			874,990		3,341,810		1,705,561
Saumons.....	Kilogr.	"	"	"	"	"	"
Esturgeons.....	Idem.	"	"	"	"	"	"
Aloses.....	Idem.	"	"	"	"	"	"
Anguilles.....	Idem.	"	"	"	"	"	"
Mulets et Bars.....	Idem.	85,423	253,046	55,950	156,980	33,340	130,155
Eperlans.....	Idem.	55,200	284,375	26,250	190,000	56,190	509,775
Poissons divers.....	Idem.	"	"	"	"	"	"
Huitres.....	{ plates..... Mille.	27,275	144,525	60,800	437,075	40,400	242,400
	{ portugaises..... Idem.	"	"	243	27,405	"	"
Crustacés divers.....	Kilogr.	"	"	"	"	"	"
Mollusques divers.....	Hectol.	"	"	"	"	"	"
VALEUR TOTALE des produits de la pêche en étang et en rivière.....			681,946	1,393	93,060	3,310	85,600
VALEUR TOTALE des produits de la pêche en bateau.....			1,556,936		4,246,330		2,673,491

DÉSIGNATION DES GENRES DE PÊCHE.	UNITÉS de QUANTITÉ.	MARSEILLE.		AUTRES PORTS.		TOTAUX DE LA RÉGION DE LA MÉDITERRANÉE.	
		QUANTITÉS.	VALEUR.	QUANTITÉS.	VALEUR.	QUANTITÉS.	VALEUR.
RÉGION DE LA MÉDITERRANÉE (FRANCE ET CORSE). [Fin.]							
Islande.....	Morue.....	Kilogr.	"	"	"	"	"
	Rogue.....	Idem.	"	"	"	"	"
	Huile.....	Litre.	"	"	"	"	"
Féroé et Dogger-Bank.	Morue.....	Kilogr.	"	"	"	"	"
	Rogue.....	Idem.	"	"	"	"	"
	Huile.....	Litre.	"	"	"	"	"
Terre-Neuve..	Morue.....	Kilogr.	"	"	"	"	"
	Rogue.....	Idem.	"	"	"	"	"
	Huile.....	Litre.	"	"	"	"	"
Poissons divers de la côte occidentale d'Afrique...		Kilogr.	336,000	672,000	"	"	573,000 1,728,000
Cabillauds.....		Idem.	"	"	"	"	"
Merlus ou Colins.....		Idem.	"	"	1,000	6,000	44,650 205,425
Turbots.....		Idem.	17,000	104,400	4,389	26,709	24,929 160,041
Barbués.....		Idem.	"	"	1,955	23,210	1,955 23,210
Carrelets ou Plies.....		Idem.	"	"	3,354	19,770	3,354 19,770
Soles.....		Idem.	30,000	307,000	9,700	93,942	73,905 767,142
Congres.....		Idem.	17,550	105,300	60,391	432,238	83,241 551,538
Raies.....		Idem.	40,000	240,000	74,000	373,213	144,500 691,713
Mulets et Bars.....		Idem.	"	"	112,435	664,900	231,433 1,593,865
Harengs.....	salés.....	Idem.	"	"	"	"	"
	frais.....	Idem.	"	"	"	"	"
Maquereaux...	salés.....	Idem.	"	"	"	"	"
	frais.....	Idem.	21,110	189,990	100,865	548,099	277,825 1,251,889
Merlans.....		Idem.	72,600	516,000	34,626	238,043	117,926 786,143
Sardines.....		Idem.	222,000	1,080,100	868,625	2,545,961	1,346,075 4,095,201
Sprats.....		Idem.	"	"	1,578	5,584	1,578 5,584
Anchois.....		Idem.	"	"	188,410	596,732	188,410 596,732
Thons.....	blancs ou germans.....	Idem.	"	"	1,100	4,455	1,100 4,455
	francs ou thons rouges.....	Idem.	6,000	42,000	72,966	334,927	102,199 569,937
Poissons divers.....		Idem.	866,000	3,676,000	1,528,066	8,259,089	2,725,309 13,809,767
Grevettes.....	grises ou roses.....	Kilogr.	"	"	1,879	14,218	1,879 14,218
	salicoques dites bouquet.....	Idem.	"	"	2,177	24,897	2,177 24,897
Homards.....		Idem.	"	"	1,937	14,679	1,937 14,679
Langoustes.....		Idem.	2,600	24,300	147,747	1,765,362	153,058 1,848,652
Langoustes de Mauritanie dites langoustes vertes...		Idem.	"	"	"	"	"
Crabes pouparts ou tourteaux.....		Idem.	"	"	2,433	2,433	2,433 2,433
Crustacés divers.....		Idem.	"	"	"	"	"
Huitres plates.....		Mille.	"	"	"	"	"
Huitres portugaises.....		Idem.	"	"	"	"	"
Moules.....		Hectol.	"	"	"	"	"
Coquilles de Saint-Jacques.....		Nombre.	"	"	1,508	33,170	1,508 33,170
Pétoncles.....		Hectol.	"	"	"	"	"
Mollusques divers.....		Idem.	"	"	"	"	"
Oursins.....		Nombre.	720,000	51,650	5,104	26,545	5,104 26,545
Violet.....		Idem.	474,000	47,900	7,595,601	156,745	8,349,201 211,195
Oiseaux de mer.....		Idem.	"	"	2,013,250	265,192	3,342,210 419,213
Vers pour appâts.....		Idem.	"	"	5,214,615	433,975	5,214,615 433,975
Corail.....		Filogr.	4,390	87,800	"	"	4,390 87,800
Lichen.....		Idem.	"	"	"	"	"
Varech.....		Idem.	"	"	"	"	"
Goémon de soude.....		M. cube	358	13,460	"	"	358 13,460
Pailleule.....		Idem.	"	"	"	"	"
Sables coquilliers et amendements marins.....		Idem.	"	"	"	"	"
VALEUR TOTALE des produits de la pêche en mer.....				7,158,200		16,910,088	
Saumons.....		Kilogr.	"	"	"	"	29,990,649
Esturgeons.....		Idem.	"	"	"	"	"
Aloses.....		Idem.	"	"	"	"	"
Anguilles.....		Idem.	"	"	1,000	5,500	" 5,500
Mulets et Bars.....		Idem.	"	"	723,916	1,027,310	898,629 1,567,491
Éperlans.....		Idem.	"	"	242,725	1,513,954	380,365 2,498,104
Poissons divers.....		Idem.	"	"	"	"	"
Huitres.....	plates.....	Mille.	"	"	329,483	1,094,125	457,958 1,918,125
	portugaises.....	Idem.	"	"	132	12,800	375 40,205
Crustacés divers.....		Kilogr.	"	"	"	"	"
Mollusques divers.....		Hectol.	"	"	92,670	50,416	92,670 50,416
VALEUR TOTALE des produits de la pêche en étang et en rivière.....				6,208		318,450	10,911 497,110
VALEUR TOTALE des produits de la pêche en bateau.....				7,158,200		4,022,555	6,576,951
						20,932,643	36,567,600

PÊCHE EN BATEAU. — 1921.

DÉSIGNATION DES GENRES DE PÊCHE	UNITÉS de QUANTITÉ.	BÔNE.		PHILIPPEVILLE.		ALGER.		ARZEW.	
		QUANTITÉS.	VALEUR.	QUANTITÉS.	VALEUR.	QUANTITÉS.	VALEUR.	QUANTITÉS.	VALEUR.
			francs.		francs.		francs.		francs.
RÉGION DE L'ALGÉRIE.									
Islande.....	Morue.....	Kilogr.	"	"	"	"	"	"	"
	Rogue.....	Idem.	"	"	"	"	"	"	"
	Huile.....	Baril.	"	"	"	"	"	"	"
Féroë et Dogger-Bank.	Morue.....	Kilogr.	"	"	"	"	"	"	"
	Rogue.....	Idem.	"	"	"	"	"	"	"
	Huile.....	Baril.	"	"	"	"	"	"	"
Terre-Neuve...	Morue.....	Kilogr.	"	"	"	"	"	"	"
	Rogue.....	Idem.	"	"	"	"	"	"	"
	Huile.....	Baril.	"	"	"	"	"	"	"
Poissons divers de la côte occidentale d'Afrique...		Kilogr.	"	"	"	"	"	"	"
Cabillauds.....		Idem.	"	"	"	"	"	"	"
Merlus ou Colins.....		Idem.	"	"	"	"	"	"	"
Turbots.....		Idem.	"	"	"	"	"	"	"
Barbus.....		Idem.	"	"	"	"	"	"	"
Carrelets ou Plies.....		Idem.	829	4,145	3,721	29,768	10,900	103,850	17,674
Soles.....		Idem.	"	"	4,678	14,034	2,130	9,030	"
Congres.....		Idem.	"	"	25,683	51,366	27,600	87,900	68,290
Raies.....		Idem.	32,000	71,225	8,052	24,356	8,100	43,300	"
Mulets et Bars.....		Idem.	"	"	"	"	"	"	"
	salés.....	Idem.	"	"	"	"	"	"	"
Harengs.....	frais.....	Idem.	"	"	"	"	"	"	"
	salés.....	Idem.	123,900	109,300	349,775	215,535	23,500	97,600	14,150
Maquereaux.....	frais.....	Idem.	33,860	96,720	99,139	396,556	110,000	416,500	104,380
	salés.....	Idem.	23,720	15,060	376,985	243,097	933,445	1,565,936	253,085
Merlans.....		Idem.	99,440	69,737	"	"	"	"	"
Sardines.....		Idem.	"	"	94,355	94,355	188,900	402,525	"
Sprats.....		Idem.	"	"	"	"	"	"	6,262
Anchois.....		Idem.	"	"	"	"	"	"	31,048
Thons.....	blancs ou germans.....	Idem.	"	"	38,090	135,442	7,000	41,000	"
	francs ou thons rouges.....	Idem.	"	"	152,297	684,516	1,640,300	6,426,200	783,970
Poissons divers.....		Idem.	272,980	707,990	"	"	"	"	1,567,940
Crevettes.....	grises ou roses.....	Kilogr.	4,000	42,250	51,565	256,825	120,000	681,000	31,012
	salicoques dites bouquet.....	Idem.	"	"	600	3,600	"	"	"
Homards.....		Idem.	"	"	"	"	"	"	"
Langoustes.....		Idem.	5,850	58,500	5,391	48,519	"	"	605
Langoustes de Mauritanie dites langoustes vertes.....		Idem.	"	"	"	"	"	"	"
Crabes pouparts ou tourteaux.....		Idem.	"	"	"	"	"	"	"
Crustacés livers.....		Idem.	"	"	1,753	11,273	"	"	"
Huitres plates.....		Mille.	"	"	"	"	"	"	"
Huitres portugaises.....		Idem.	"	"	"	"	"	"	"
Moules.....		Hectol.	"	"	58	1,755	"	"	"
Coquilles de Saint-Jacques.....		Nombre.	"	"	"	"	"	"	"
Pétoncles.....		Hectol.	"	"	"	"	"	"	"
Mollusques divers.....		Idem.	"	"	44	1,748	"	"	"
Oursins.....		Nombre.	"	"	24,625	926	"	"	"
Violets.....		Idem.	"	"	"	"	"	"	"
Oiseaux de mer.....		Idem.	"	"	"	"	"	"	"
Vers pour appâts.....		Kilogr.	"	"	"	"	"	"	"
Corail.....		Idem.	278	15,200	"	"	"	"	"
Lichen.....		Idem.	"	"	"	"	"	"	"
Varech.....		M. cube.	"	"	"	"	"	"	"
Goémon de soude.....		Idem.	"	"	"	"	"	"	"
Pailleule.....		Idem.	"	"	"	"	"	"	"
Sables coquilliers et amendements marins.....		Idem.	"	"	"	"	"	"	"
VALEUR TOTALE des produits de la pêche en mer.....				1,280,127		2,213,671		9,875,341	
Saumons.....		Kilogr.	"	"	"	"	"	"	"
Esturgeons.....		Idem.	"	"	"	"	"	"	"
Aloses.....		Idem.	"	"	"	"	"	"	"
Anguilles.....		Idem.	"	"	"	"	"	"	"
Mulets et Bars.....		Idem.	"	"	"	"	"	"	"
Éperlans.....		Idem.	"	"	"	"	"	"	"
Poissons divers.....		Idem.	"	"	"	"	"	"	"
Huitres.....	plates.....	Mille.	"	"	"	"	"	"	"
	portugaises.....	Idem.	"	"	"	"	"	"	"
Crustacés divers.....		Kilogr.	"	"	"	"	"	"	"
Mollusques divers.....		Hectol.	"	"	"	"	"	"	"
VALEUR TOTALE des produits de la pêche en étang et en rivière.....				"		"		"	
VALEUR TOTALE des produits de la pêche en bateau.....				1,280,127		2,213,671		9,875,341	

PÊCHE EN BATEAU. — 1921.

DESIGNATION DES GENRES DE PÊCHE.	UNITÉS de QUANTITÉ.	ORAN.		AUTRES PORTS.		TOTAUX DE LA RÉGION DE L'ALGÉRIE.		TOTAUX GÉNÉRAUX DE LA FRANCE ET DE L'ALGÉRIE.	
		QUANTITÉS.	VALEUR.	QUANTITÉS.	VALEUR.	QUANTITÉS.	VALEUR.	QUANTITÉS.	VALEUR.
		francs.		francs.		francs.		fr. ncs.	
RÉGION DE L'ALGÉRIE. (Fin.)									
Islande... { Morue.....	Kilogr.	"	"	"	"	"	"	2,576,057	22,712,041
Idem... { Rogue.....	Idem.	"	"	"	"	"	"	108,445	93,579
Idem... { Huile.....	Baril.	"	"	"	"	"	"	22,950	28,736
Féroé et Dogger-Bank... { Morue.....	Kilogr.	"	"	"	"	"	"	"	"
Idem... { Rogue.....	Idem.	"	"	"	"	"	"	"	"
Idem... { Huile.....	Baril.	"	"	"	"	"	"	33,095,350	64,595,252
Terre-Neuve... { Morue.....	Kilogr.	"	"	"	"	"	"	26,982	20,905
Idem... { Rogue.....	Idem.	"	"	"	"	"	"	6,009	12,506
Idem... { Huile.....	Baril.	"	"	"	"	"	"	573,000	1,728,000
Poissons divers de la côte occidentale d'Afrique....	Kilogr.	"	"	"	"	"	"	"	"
Cabillauds.....	Idem.	14,500	36,250	"	"	14,500	36,250	1,733,904	3,952,279
Merlus ou Colins.....	Idem.	18,600	46,500	"	"	18,600	46,500	26,263,265	40,981,250
Turbots.....	Idem.	12,900	32,250	"	"	12,900	32,250	740,481	4,871,678
Barbués.....	Idem.	"	"	"	"	"	"	390,775	2,382,693
Carrelets ou Plies.....	Idem.	35,000	105,000	1,815	4,185	36,815	109,185	4,691,585	11,450,380
Soles.....	Idem.	35,900	269,250	32,567	100,844	101,591	619,295	2,523,356	20,412,717
Congres.....	Idem.	14,000	27,000	2,607	6,928	23,415	56,992	2,868,842	8,218,829
Raies.....	Idem.	33,500	107,000	73,568	99,266	218,641	413,822	14,601,790	27,865,405
Mulets et Bars.....	Idem.	13,000	39,000	3,994	20,049	65,146	198,430	873,145	4,846,296
Harengs... { salés.....	Idem.	"	"	"	"	"	"	23,442,699	31,615,806
Idem... { frais.....	Idem.	"	"	"	"	"	"	1,105,053	1,270,503
Maquereaux... { salés.....	Idem.	"	"	"	"	"	"	"	"
Idem... { frais.....	Idem.	363,000	363,000	138,708	126,879	1,013,033	940,614	16,254,695	26,912,683
Merlans.....	Idem.	101,800	254,500	293,114	830,613	742,293	2,308,029	8,752,680	20,516,993
Sardines.....	Idem.	915,000	457,500	1,052,331	631,655	3,554,566	3,196,333	22,732,587	31,222,833
Sprats.....	Idem.	"	"	23,160	6,948	122,600	76,685	1,804,217	664,825
Anchois.....	Idem.	121,000	121,000	708,125	453,421	1,112,380	1,071,301	1,303,285	1,673,452
Thons... { blancs ou germans.....	Idem.	"	"	4,932	5,355	11,194	36,403	2,388,555	12,011,293
Idem... { francs ou thons rouges.....	Idem.	"	"	61,890	148,254	106,980	324,696	585,631	2,092,911
Poissons divers.....	Idem.	2,345,375	3,108,250	810,873	2,306,732	6,005,795	14,891,628	39,659,828	96,763,623
Crevettes... { grises ou roses.....	Kilogr.	37,000	111,000	21,017	99,400	265,204	1,314,523	882,922	3,331,153
Idem... { salicoques dites bouquet.....	Idem.	"	"	28,965	86,895	29,565	90,495	204,378	1,711,537
Homards.....	Idem.	3,250	19,500	41	607	3,291	20,107	1,202,535	7,189,152
Langoustes.....	Idem.	14,750	118,000	5,220	52,543	31,816	289,637	1,325,600	13,663,495
Langoustes de Mauritanie dites langoustes vertes.....	Idem.	"	"	"	"	"	"	103,410	640,250
Crabes pouparts ou tourteaux.....	Idem.	2,500	10,000	"	"	2,500	10,000	2,752,534	2,213,311
Crustacés divers.....	Idem.	"	"	530	3,385	2,283	14,658	1,234,144	1,673,997
Huitres plates.....	Mille.	"	"	"	"	"	"	24,812	654,363
Huitres portugaises.....	Idem.	"	"	"	"	"	"	30,800	222,200
Moules.....	Hectol.	545	10,900	602	7,955	1,205	20,610	58,766	725,280
Coquilles de Saint-Jacques.....	Nombre.	"	"	"	"	"	"	5,033,735	1,582,140
Pétoncles.....	Hectol.	"	"	"	"	"	"	23,237	696,145
Mollusques divers.....	Idem.	"	"	21	1,840	65	3,588	20,909	389,642
Oursins.....	Nombre.	"	"	28,720	682	53,345	1,668	8,402,546	212,803
Violets.....	Idem.	"	"	"	"	"	"	3,342,210	419,213
Oiseaux de mer.....	Idem.	"	"	"	"	"	"	5,224,402	469,467
Vers pour appâts.....	Kilogr.	"	"	"	"	"	"	21,395	138,090
Corail.....	Idem.	"	"	416	20,800	694	36,000	694	36,000
Lichen.....	Idem.	"	"	"	"	"	"	65,100	31,430
Varech.....	M. cube.	"	"	"	"	"	"	187,608	1,314,360
Goémon de soude.....	Idem.	"	"	"	"	"	"	198,878	1,565,088
Pailleule.....	Idem.	"	"	"	"	"	"	9,800	7,520
Sables coquilliers et amendements marins.....	Idem.	"	"	"	"	"	"	80,088	701,377
VALEUR TOTALE des produits de la pêche en mer.....			5,235,900		5,015,236		26,156,639		485,826,483
Saumons.....	Kilogr.	"	"	"	"	"	"	41,313	771,954
Esturgeons.....	Idem.	"	"	"	"	"	"	13,051	44,768
Aloses.....	Idem.	"	"	5,133	5,133	5,133	5,133	264,136	1,859,201
Anguilles.....	Idem.	"	"	"	"	"	"	1,167,146	2,560,408
Mulets et Bars.....	Idem.	"	"	"	"	"	"	575,305	3,545,122
Éperlans.....	Idem.	"	"	"	"	"	"	57,970	224,830
Poissons divers.....	Idem.	"	"	1,478	2,217	1,478	2,217	1,322,520	4,784,557
Huitres... { plates.....	Mille.	"	"	"	"	"	"	3,140	192,344
Idem... { portugaises.....	Idem.	"	"	"	"	"	"	15,275	250,920
Crustacés divers.....	Kilogr.	"	"	"	"	"	"	122,894	85,519
Mollusques divers.....	Hectol.	"	"	"	"	"	"	13,192	569,581
VALEUR TOTALE des produits de la pêche en étang et en rivière.....			"		7,350		7,350		14,889,204
VALEUR TOTALE des produits de la pêche en bateau.....			5,235,900		5,022,586		26,163,989		500,715,687

160

161

PÊCHES MARITIMES. — 1921.

VII

PÊCHE À PIED.

PÊCHE À PIED.

DÉSIGNATION DES PRODUITS PÊCHÉS.	UNITÉS de QUANTITÉ.	DUNKERQUE.		CALAIS.		BOULOGNE-SUR-MER.	
		QUANTI-TÉS.	VALEUR.	QUANTI-TÉS.	VALEUR.	QUANTI-TÉS.	VALEUR.
		francs.		francs.		francs.	
RÉGION DE LA MER DU NORD							
Harengs frais	Kilogr.	"	"	"	"	"	"
Maquereaux frais.....	Idem.	"	"	"	"	"	"
Sardines.....	Idem.	"	"	"	"	"	"
Poissons divers.....	Idem.	"	"	87,530	131,295	10,142	35,887
Crevettes .. { grises ou roses	Idem.	51,200	204,800	1,985	10,525	7,738	21,292
	Idem.	8,120	40,600	"	"	"	"
Homards et langoustes	Idem.	"	"	"	"	135	945
Crustacés divers.....	Idem.	"	"	"	"	450	675
Huitres ... { plates.....	Mille.	"	"	"	"	"	"
	Idem.	"	"	"	"	"	"
Moules.....	Hectol.	"	"	45	1,890	838	16,760
Coquilles de Saint-Jacques	Nombre.	"	"	"	"	"	"
Mollusques divers.....	Hectol.	"	"	"	"	37	962
Oursins.....	Nombre.	"	"	"	"	"	"
Violetes.....	Idem.	"	"	"	"	"	"
Oiseaux de mer.....	Idem.	"	"	282	1,128	"	"
Vers pour appâts.....	Kilogr.	"	"	5,230	15,690	12,260	33,295
Lichen.....	Idem.	5,700	19,900	"	"	"	"
Varech, goémon, pailleule	M. cube.	"	"	"	"	"	"
Sabîes coquilliers, amendements marins.	Idem.	"	"	"	"	"	"
Saumons.....	Kilogr.	"	"	182	2,730	"	"
TOTAUX.....		265,300		163,258		109,816	

ÉTAPLES.		BERCK-SUR-MER.		LE CROTOY.		SAINT-VALÉRY SUR-SOMME.		LE TRÉPORT.		DIEPPE.		SAINT-VALÉRY EN-CAUX.	
QUANTI-TÉS.	VA-LEUR.	QUANTI-TÉS.	VA-LEUR.	QUANTI-TÉS.	VA-LEUR.	QUANTI-TÉS.	VA-LEUR.	QUANTI-TÉS.	VA-LEUR.	QUANTI-TÉS.	VA-LEUR.	QUANTI-TÉS.	VA-LEUR.
francs.		francs.		francs.		francs.		francs.		francs.		francs.	
ET DE LA MANCHE.													
"	"	6,000	6,000	10,200	28,560	"	"	530	1,590	6,500	9,750	"	"
"	"	40,000	50,000	12,300	67,650	"	"	445	1,780	"	"	"	"
"	"	"	"	"	"	"	"	"	"	"	"	"	"
15,000	22,500	20,000	80,000	55,350	55,350	59,238	62,287	1,450	4,350	21,200	52,020	10,400	26,000
14,000	28,000	12,800	32,000	"	"	"	"	470	2,350	12,100	29,500	400	2,000
"	"	"	"	"	"	"	"	"	"	14,200	36,250	2,000	14,000
"	"	"	"	"	"	"	"	"	"	"	"	1,000	5,000
"	"	"	"	"	"	"	"	"	"	7,250	7,250	4,000	10,000
"	"	"	"	"	"	"	"	"	"	"	"	"	"
"	"	"	"	"	"	"	"	750	11,250	7,500	75,000	800	10,000
"	"	"	"	"	"	"	"	"	"	"	"	"	"
3,000	45,000	7,150	143,000	32,000	400,000	500	6,000	85	1,530	750	30,000	150	5,250
"	"	"	"	"	"	"	"	"	"	"	"	"	"
"	"	"	"	"	"	"	"	"	"	"	"	"	"
110	330	"	"	"	"	"	"	"	"	"	"	"	"
3,000	9,000	18,000	54,000	20,200	20,200	"	"	1,740	4,350	5,500	16,500	"	"
"	"	"	"	"	"	"	"	"	"	"	"	"	"
"	"	"	"	"	"	"	"	"	"	500	2,000	300	4,200
"	"	"	"	"	"	"	"	"	"	"	"	"	"
"	"	"	"	"	"	"	"	"	"	450	4,150	"	"
.....	104,830	365,000	571,760	68,287	27,200	262,420	76,450

PÊCHE À PIED.

DÉSIGNATION DES PRODUITS PÊCHÉS.	UNITÉS de QUANTITÉ.	HONFLEUR.		TROUVILLE.		DIVES- SUR-MER.	
		QUANTI- TÉS.	VALEUR. francs.	QUANTI- TÉS.	VALEUR. francs.	QUANTI- TÉS.	VALEUR. francs.
RÉGION DE LA MER DU NORD							
Harengs frais.....	Kilogr.	"	"	"	"	"	"
Maquereaux frais.....	Idem.	"	"	"	"	"	"
Sardines	Idem.	"	"	"	"	"	"
Poissons divers.....	Idem.	2,880	2,304	11,000	13,610	2,700	8,100
Crevettes ..	Idem.	3,750	3,187	4,000	27,640	770	3,850
	Idem.	"	"	"	"	"	"
Homards et langoustes	Idem.	"	"	"	"	"	"
Crustacés divers.....	Idem.	"	"	2,800	3,360	"	"
Huitres... }	Mille.	"	"	"	"	"	"
	Idem.	"	"	"	"	"	"
Moules.....	Hectol.	36,534	249,060	11,085	66,510	98	2,940
Coquilles de Saint-Jacques	Nombre.	"	"	"	"	"	"
Mollusques divers.....	Hectol.	130	1,630	180	711	1,500	15,000
Oursins.....	Nombre.	"	"	"	"	"	"
Violets.....	Idem.	"	"	"	"	"	"
Oiseaux de mer.....	Idem.	"	"	"	"	"	"
Vers pour appâts.....	Kilogr.	"	"	"	"	"	"
Lichen	Idem.	"	"	"	"	"	"
Varech, goémon, pailleule.....	M. cube.	"	"	"	"	"	"
Sables coquilliers, amendements marins.	Idem.	"	"	"	"	"	"
Saumons.....	Kilogr.	"	"	"	"	"	"
TOTAUX.....			256,181		111,861		29,890

— 1921. (Suite.)

OUISTREHAM.		COURSEULLES.		GRANDCAMP ET ISIGNY.		CARENTAN.		SAINT-VAAST- LA HOUGUE.		CHERBOURG.	
QUANTI- TÉS.	VALEUR. francs.	QUANTI- TÉS.	VALEUR. francs.	QUANTI- TÉS.	VALEUR. francs.	QUANTI- TÉS.	VALEUR. francs.	QUANTI- TÉS.	VALEUR. francs.	QUANTI- TÉS.	VALEUR. francs.
ET DE LA MANCHE. (Suite.)											
800	2,400	550	1,100	"	"	"	"	4,000	16,000	"	"
"	"	"	"	"	"	700	2,100	500	2,500	"	"
"	"	"	"	"	"	"	"	"	"	"	"
4,000	8,000	2,125	4,250	40,000	40,000	8,000	18,000	7,000	21,000	4,800	7,200
4,000	12,000	900	4,500	9,000	27,000	1,000	4,000	800	8,000	900	10,800
"	"	"	"	12,000	72,000	"	"	500	5,000	"	"
200	1,400	1,200	7,200	4,000	40,000	"	"	300	2,400	265	2,120
2,000	4,000	1,600	3,200	10,000	20,000	200	400	3,000	6,000	6,200	9,300
"	"	"	"	"	"	"	"	"	"	"	"
"	"	"	"	"	"	"	"	"	"	"	"
2,000	20,000	650	13,000	"	"	"	"	"	"	"	"
"	"	"	"	"	"	"	"	"	"	"	"
1,200	7,200	"	"	15,000	150,000	600	9,000	"	"	100	10,000
"	"	"	"	"	"	"	"	"	"	"	"
"	"	"	"	"	"	"	"	"	"	"	"
"	"	800	1,200	"	"	"	"	500	500	730	1,679
"	"	"	"	"	"	"	"	"	"	1,840	1,656
"	"	4,500	6,750	40,000	200,000	"	"	30,000	180,000	7,600	64,600
"	"	2,200	3,300	8,000	40,000	1,500	6,000	"	"	49,000	416,500
"	"	"	"	"	"	"	"	"	"	"	"
.....	55,000	44,500	589,000	40,500	241,400	523,855

PÊCHE À PIED.

DÉSIGNATION DES PRODUITS PÊCHÉS.	UNITÉS de QUANTITÉ.	OMONVILLE.		CARTERET ET PORTBAIL.		BLAINVILLE.	
		QUANTI- TÉS.	VALEUR.	QUANTI- TÉS.	VALEUR.	QUANTI- TÉS.	VALEUR.
		francs.		francs.		francs.	
RÉGION DE LA MER DU NORD							
Harengs frais	Kilogr.	10,000	20,000	2,000	4,000	"	"
Maquereaux frais.....	<i>Idem.</i>	1,000	2,000	"	"	3,000	12,000
Sardines	<i>Idem.</i>	"	"	"	"	"	"
Poissons divers.....	<i>Idem.</i>	10,000	15,000	10,000	20,000	30,000	120,000
Crevettes... {	<i>Idem.</i>	"	"	5,000	25,000	16,000	96,000
	<i>Idem.</i>	"	"	"	"	"	"
	<i>Idem.</i>	"	"	"	"	"	"
Homards et langoustes.....	<i>Idem.</i>	1,000	5,000	200	1,200	1,000	8,000
Crustacés divers.....	<i>Idem.</i>	"	"	"	"	2,000	6,000
Huitres... {	Mille.	"	"	"	"	150	9,000
	<i>Idem.</i>	"	"	"	"	"	"
	<i>Idem.</i>	"	"	"	"	"	"
Moules.....	Hectol.	"	"	"	"	"	"
Coquilles de Saint-Jacques.....	Nombre.	"	"	"	"	"	"
Mollusques divers.....	Hectol.	"	"	"	"	800	32,000
Oursins.....	Nombre.	"	"	"	"	"	"
Violetes.....	<i>Idem.</i>	"	"	"	"	"	"
Oiseaux de mer.....	<i>Idem.</i>	"	"	"	"	"	"
Vers pour appâts.....	Kilogr.	"	"	300	600	200	600
Lichen.....	<i>Idem.</i>	4,000	1,000	5,000	1,250	1,500	909
Varech, goémon, pailleule.....	M. cube.	10,000	50,000	1,000	5,000	3,500	35,000
Sables coquilliers, amendements marins.	<i>Idem.</i>	"	"	"	"	6,000	48,000
Saumons.....	Kilogr.	"	"	"	"	400	3,200
TOTAUX			93,000		58,050		370,709

— 1921. (Suite.)

DÉSIGNATION DES PRODUITS PÊCHÉS.	UNITÉS de QUANTITÉ.	REGNÉVILLE.		GRANVILLE.		CANCALE.		SAINT-MALO.		SAINT-JACUT		DAHOUET- PLENEUF.	
		QUANTI- TÉS.	VALEUR.	QUANTI- TÉS.	VALEUR.	QUANTI- TÉS.	VALEUR.	QUANTI- TÉS.	VALEUR.	QUANTI- TÉS.	VALEUR.	QUANTI- TÉS.	VALEUR.
		francs.		francs.		francs.		francs.		francs.		francs.	
ET DE LA MANCHE. (Suite.)													
	"	"	"	5,500	16,500	"	"	"	"	"	"	"	"
	"	"	"	3,000	9,000	400	400	1,000	4,000	125	375	2,000	8,000
	"	"	"	"	"	"	"	"	"	"	"	"	"
	18,000	108,000	20,000	20,000	300	300	3,950	15,800	1,800	3,600	4,500	9,000	
	9,000	72,000	3,000	15,000	100	200	880	3,520	115	575	500	4,000	
	2,000	24,000	1,000	10,000	80	160	"	"	"	"	"	"	
	1,500	18,000	250	2,500	"	"	1,040	10,400	200	1,200	150	1,200	
	6,000	48,000	12,000	12,000	300	600	"	"	500	1,000	2,500	5,000	
	200	10,000	6	480	25,000	625,000	"	"	"	"	"	"	
	"	"	"	"	"	"	"	"	"	"	"	"	
	"	"	"	"	"	"	15	600	70	700	700	2,800	
	"	"	"	"	"	"	"	"	"	"	"	"	
	400	36,000	350	14,000	200	200	"	"	3,000	12,000	600	1,200	
	"	"	"	"	"	"	"	"	"	"	"	"	
	"	"	"	"	"	"	"	"	"	"	"	"	
	850	1,700	20	60	"	"	"	"	"	"	"	"	
	2,500	5,000	60	120	"	"	"	"	1,500	1,500	"	"	
	"	"	"	"	"	"	"	"	"	"	"	"	
	25,000	150,000	1,000	25,000	"	"	1,940	9,700	500	3,000	3,000	30,000	
	30,900	180,000	12,000	48,000	150	1,500	"	"	2,000	6,000	2,500	5,000	
	500	10,000	"	"	"	"	"	"	"	"	"	"	
TOTAUX		662,700		172,660		628,360		44,020		20,950		66,200	

PÊCHE À PIED.

DÉSIGNATION DES PRODUITS PÊCHÉS.	UNITÉS de QUANTITÉ.	PAIMPOL.		PLEUBIAN.		TRÉGUIER.	
		QUANTI- TÉS.	VALEUR.	QUANTI- TÉS.	VALEUR.	QUANTI- TÉS.	VALEUR.
		francs.		francs.		francs.	
RÉGION DE LA MER DU NORD							
Harengs frais.....	Kilogr.	"	"	"	"	"	"
Maquereaux frais.....	Idem.	"	"	"	"	"	"
Sardines.....	Idem.	"	"	"	"	"	"
Poissons divers.....	Idem.	"	"	15,000	3,000	2,500	5,000
Crevettes... { grises ou roses.....	Idem.	1,300	3,900	600	2,400	250	1,000
	Idem.	"	"	"	"	425	2,550
Homards et langoustes.....	Idem.	"	"	500	2,000	90	720
Crustacés divers.....	Idem.	"	"	1,000	500	300	600
Huitres... { plates.....	Mille.	300	15,000	"	"	"	"
	Idem.	"	"	"	"	"	"
Moules.....	Hectol.	"	"	"	"	150	2,550
Coquilles de Saint-Jacques.....	Nombre.	"	"	"	"	"	"
Mollusques divers.....	Hectol.	250	5,000	200	10,000	110	8,800
Oursins.....	Nombre.	"	"	"	"	"	"
Violet.....	Idem.	"	"	"	"	"	"
Oiseaux de mer.....	Idem.	"	"	"	"	"	"
Vers pour appâts.....	Kilogr.	"	"	"	"	"	"
Lichen.....	Idem.	"	"	5,000	2,500	4,000	2,000
Varech, goémon, pailleule.....	M. cube.	2,000	10,000	10,000	200,000	8,700	69,600
Sables coquilliers, amendements marins.	Idem.	"	"	"	"	370	2,220
Saumons.....	Kilogr.	"	"	"	"	"	"
TOTAUX.....			33,900		220,400		94,740

— 1921. (Suite.)

DÉSIGNATION DES PRODUITS PÊCHÉS.	UNITÉS de QUANTITÉ.	PORT-BLANC.		PERROS-GUIREC.		LANNION.		PLOUGASNOU.		MORLAIX.		ROSCOFF.	
		QUANTI- TÉS.	VALEUR.	QUANTI- TÉS.	VALEUR.	QUANTI- TÉS.	VALEUR.	QUANTI- TÉS.	VALEUR.	QUANTI- TÉS.	VALEUR.	QUANTI- TÉS.	VALEUR.
		francs.		francs.		francs.		francs.		francs.		francs.	
ET DE LA MANCHE. (Suite.)													
		"	"	"	"	3,500	5,250	"	"	"	"	"	"
		"	"	"	"	2,000	4,000	"	"	"	"	"	"
		"	"	"	"	"	"	"	"	"	"	"	"
		1,300	3,900	800	1,600	13,000	26,000	2,000	4,000	130	195	"	"
		600	3,600	200	1,200	"	"	300	600	1,500	4,500	1,200	9,600
		"	"	80	800	400	2,000	200	600	"	"	"	"
		400	2,400	150	900	600	3,000	100	700	40	200	"	"
		500	500	600	1,800	1,000	500	160	320	800	1,200	"	"
		"	"	"	"	"	"	"	"	"	"	"	"
		"	"	"	"	"	"	"	"	"	"	"	"
		500	2,000	40	800	"	"	100	3,000	80	2,400	"	"
		"	"	"	"	"	"	"	"	"	"	"	"
		"	"	"	"	"	"	"	"	"	"	"	"
		2,000	120,000	25	1,500	200	5,000	90	2,250	"	"	1,800	18,000
		"	"	4,000	400	30,000	1,500	"	"	"	"	"	"
		"	"	"	"	"	"	25,000	2,080	"	"	"	"
		"	"	"	"	"	"	"	"	"	"	"	"
		"	"	"	"	"	"	16,000	6,400	700	1,400	"	"
		4,000	12,000	600	300	"	"	"	"	530	530	"	"
		12,000	300,000	5,000	50,000	10,000	50,000	7,000	70,000	9,000	90,000	35,000	350,000
		800	12,000	700	5,600	600	6,000	"	"	"	"	"	"
		20	140	"	"	200	4,000	"	"	"	"	"	"
TOTAUX.....			456,540		64,900		107,250		89,950		100,425		377,600

DÉSIGNATION DES PRODUITS PÊCHES.	UNITÉS de QUANTITÉ.	PLOUNÉOUR-TREZ.		PLOUGUERNEAU.		L'ABER-WRACH.		PORSPODER.		ÎLE MOLÈNE.		LE CONQUET.		AUTRES SYNDICATS.		TOTAUX DE LA RÉGION.		
		QUANTI-TÉS.	VALEUR.	QUANTI-TÉS.	VALEUR.	QUANTI-TÉS.	VALEUR.	QUANTI-TÉS.	VALEUR.	QUANTI-TÉS.	VALEUR.	QUANTI-TÉS.	VALEUR.	QUANTI-TÉS.	VALEUR.	QUANTI-TÉS.	VALEUR.	
			francs.		francs.		francs.		francs.		francs.		francs.		francs.		francs.	
RÉGION DE LA MER DU NORD																		
Harengs frais	Kilogr.	"	"	"	"	"	"	"	"	"	"	"	"	"	4,025	12,956	53,605	124,106
Maquereaux frais	Idem.	"	"	"	"	"	"	"	"	"	"	"	"	"	84,890	86,690	149,560	250,495
Sardines	Idem.	"	"	"	"	"	"	"	"	"	"	"	"	"	"	"	"	"
Poissons divers	Idem.	5,000	7,500	2,000	4,000	6,400	12,800	"	"	4,300	4,300	"	"	26,288	65,462	526,583	1,040,850	
Crevettes	Idem.	4,000	12,000	3,000	24,000	1,800	18,000	1,500	9,000	195	1,365	425	2,337	5,113	32,975	182,471	774,376	
																		grises ou roses
salicoques dites bouquet	Idem.	"	"	"	"	"	"	"	"	"	"	515	515	3,658	20,340	45,173	228,815	
Homards et langoustes	Idem.	"	"	1,000	6,000	"	"	"	"	325	1,625	"	"	5,963	16,296	21,608	141,036	
Crustacés divers	Idem.	"	"	2,000	1,000	"	"	1,100	3,300	1,300	780	"	"	13,442	26,316	83,402	173,601	
Huitres	Mille.	"	"	"	"	"	"	"	"	"	"	"	"	5,064	128,240	30,420	787,720	
																		plates
portugaises	Idem.	"	"	"	"	"	"	"	"	"	"	"	"	"	"	"	"	
Moules	Hectol.	95	665	"	"	"	"	"	"	"	"	"	"	1,641	14,963	63,691	496,588	
Coquilles de Saint-Jacques	Nombre.	"	"	"	"	"	"	"	"	"	"	"	"	9,502	2,965	9,502	2,965	
Mollusques divers	Hectol.	90	360	"	"	"	"	1,400	3,500	"	"	1,600	1,600	1,047	22,093	76,541	1,118,786	
Oursins	Nombre.	"	"	"	"	"	"	"	"	"	"	"	"	"	"	34,000	1,900	
Violetes	Idem.	"	"	"	"	"	"	"	"	"	"	"	"	"	"	25,000	2,080	
Oiseaux de mer	Idem.	"	"	"	"	"	"	"	"	210	315	"	"	"	"	1,572	4,533	
Vers pour appâts	Kilogr.	200	200	2,000	4,000	750	750	9,000	45,000	2,715	1,086	"	"	4,337	8,557	108,222	231,627	
Lichen	Idem.	"	"	18,000	18,000	5,000	2,500	"	"	3,550	887	"	"	7,000	5,250	65,720	68,682	
Varech, goémon, pailleule	M. cube.	1,500	9,000	100,000	650,000	9,500	76,000	6,000	48,000	7,800	7,800	16,000	160,000	19,592	137,272	387,932	3,043,922	
Sables coquilliers, amendements marins	Idem.	5,000	5,000	"	"	"	"	"	"	"	"	"	"	11,590	53,720	132,410	838,840	
Saumons	Kilogr.	"	"	"	"	"	"	"	"	"	"	"	"	50	900	1,809	25,120	
TOTAUX			34,725		707,000		110,050		108,800		18,158		164,452		634,995		9,356,042	

ET DE LA MANCHE. (Fin.)

DÉSIGNATION DES PRODUITS PÊCHÉS.	UNITÉS de QUANTITÉ.	BREST.		AUDIERNE.		LOCTUDY ET PONT-L'ABBÉ.		QUIMPER.		CONCARNEAU.		DOËLAN.		PORT-LOUIS.		QUIBERON.		
		QUANTI- TÉS.	VALEUR.	QUANTI- TÉS.	VALEUR.	QUANTI- TÉS.	VALEUR.	QUANTI- TÉS.	VALEUR.	QUANTI- TÉS.	VALEUR.	QUANTI- TÉS.	VALEUR.	QUANTI- TÉS.	VALEUR.	QUANTI- TÉS.	VALEUR.	
			francs.		francs.		francs.		francs.		francs.		francs.		francs.		francs.	
RÉGION DE L'OCÉAN.																		
Harengs frais.....	Kilogr.	"	"	"	"	"	"	"	"	"	"	"	"	"	"	"	"	
Maquereaux frais.....	Idem.	"	"	"	"	"	"	"	"	"	"	"	"	"	"	"	"	
Sardines.....	Idem.	"	"	"	"	"	"	"	"	"	"	"	"	"	"	"	"	
Poissons divers.....	Idem.	"	"	"	"	"	"	2,000	6,000	2,300	6,325	1,000	7,700	1,800	3,600	"	"	
Crevettes... {	grises ou roses.....	Idem.	12,000	97,200	"	"	200	800	2,000	12,000	1,500	10,800	1,000	10,000	3,000	28,800	2,100	8,400
		salicoques dites bouquet..	Idem.	"	"	"	"	"	"	"	"	"	"	"	"	"	"	"
Homards et langoustes.....	Idem.	"	"	"	"	"	"	"	"	"	"	"	"	"	"	80	480	
Crustacés divers.....	Idem.	"	"	"	"	"	"	1,000	250	"	"	"	"	"	"	"	"	
Huitres... {	plates.....	Mille.	"	"	"	"	"	"	"	"	"	"	"	"	"	800	40,000	
		portugaises.....	Idem.	"	"	"	"	"	"	"	"	"	"	"	"	"	"	"
Moules.....	Hectol.	"	"	"	"	"	"	"	"	"	"	15	375	"	"	110	770	
Coquilles de Saint-Jacques.....	Nombre.	"	"	"	"	"	"	"	"	"	"	"	"	"	"	"	"	
Mollusques divers.....	Hectol.	2,500	48,000	"	"	1,635	24,510	"	"	55	2,585	12	480	1,800	90,000	"	"	
Oursins.....	Nombre.	"	"	"	"	"	"	"	"	"	"	"	"	"	"	"	"	
Violetes.....	Idem.	"	"	"	"	"	"	"	"	"	"	"	"	"	"	"	"	
Oiseaux de mer.....	Idem.	"	"	"	"	"	"	"	"	"	"	"	"	"	"	"	"	
Vers pour appâts.....	Kilogr.	"	"	"	"	"	"	"	"	"	"	"	5,000	5,000	3,200	3,200	"	
Lichen.....	Idem.	"	"	"	"	"	"	"	"	"	"	"	"	"	"	"	"	
Varech, goémon, pailleule.....	M. cube.	"	"	45,000	360,000	9,370	37,480	1,500	15,000	32,000	128,000	30,000	150,000	3,000	12,000	3,000	36,000	
Sables coquilliers, amendements marins.	Idem.	"	"	"	"	"	"	200	2,000	15,000	120,000	30,000	300,000	"	"	"	"	
Saumons.....	Kilogr.	"	"	"	"	"	"	"	"	"	"	"	"	"	"	"	"	
TOTAUX.....			145,200		360,000		62,790		35,250		267,710		468,555		139,400		88,850	

PÊCHE À PIED

— 1921. (Suite.)

DÉSIGNATION DES PRODUITS PÊCHÉS.	UNITÉS de QUANTITÉ.	AURAY.		DAMGAU		LA ROCHE-BERNARD		LA TURBALLE.		LE CROISIC.		LE POULIGUEN.		PAIMBOEUF.		PORNIC.			
		QUANTI- TÉS.	VALEUR.	QUANTI- TÉS.	VALEUR.	QUANTI- TÉS.	VALEUR.	QUANTI- TÉS.	VALEUR.	QUANTI- TÉS.	VALEUR.	QUANTI- TÉS.	VALEUR.	QUANTI- TÉS.	VALEUR.	QUANTI- TÉS.	VALEUR.		
		francs.		francs.		francs.		francs.		francs.		francs.		francs.		francs.			
RÉGION DE L'OcéAN. (Suite.)																			
Harengs frais.....	Kilogr.	"	"	"	"	"	"	"	"	"	"	"	"	"	"	"	"		
Maquereaux frais.....	Idem.	"	"	"	"	"	"	"	"	"	"	"	"	"	"	"	"		
Sardines.....	Idem.	"	"	"	"	"	"	"	"	"	"	"	"	"	"	"	"		
Poissons divers.....	Idem.	5,800	16,820	600	1,800	"	"	250	375	800	2,000	250	750	2,100	8,400	8,000	32,000		
Crevettes.....	}	grises ou rosés.....	Idem.	1,400	8,400	150	900	520	3,120	180	540	"	"	1,300	11,700	4,200	12,600	20,000	60,000
		salicoques dites bouquet..	Idem.	"	"	"	"	"	"	"	"	"	"	"	"	"	"	500	5,000
Homards et langoustes.....	Idem.	400	3,200	100	700	"	"	"	"	"	"	"	"	"	"	"	"		
Crustacés divers.....	Idem.	2,000	5,000	100	200	150	1,050	350	87	"	"	"	"	"	"	9,500	28,500		
Huitres... ..	}	plates.....	Mille.	"	"	"	"	"	"	"	"	"	"	"	"	"	"		
		portugaises.....	Idem.	"	"	"	"	"	"	"	"	"	"	"	"	"	"	"	
Moules.....	Hectol.	4	180	250	8,750	3,542	39,068	"	"	120	2,400	1,000	15,000	"	"	45,000	810,000		
Coquilles de Saint-Jacques.....	Nombre.	"	"	"	"	5,386	3,608	"	"	"	"	"	"	"	"	"	"		
Mollusques divers.....	Hectol.	316	30,020	400	24,000	"	"	"	"	20,000	240,000	22	3,960	"	"	"	"		
Oursins.....	Nombre.	"	"	"	"	"	"	"	"	"	"	"	"	"	"	"	"		
Violetes.....	Idem.	"	"	"	"	"	"	"	"	"	"	"	"	"	"	"	"		
Oiseaux de mer.....	Idem.	"	"	"	"	471	1,884	"	"	"	"	"	"	"	"	"	"		
Vers pour appâts.....	Kilogr.	"	"	"	"	"	"	25	112	"	"	"	"	"	"	"	"		
Lichen.....	Idem.	"	"	"	"	"	"	"	"	"	"	"	"	"	"	"	"		
Varech, goémon, pailleule.....	M. cube.	3,000	30,000	600	3,000	930	1,860	1,200	24,000	3,500	17,500	10,000	60,000	900	3,600	"	"		
Sables coquilliers, amendements marins.	Idem.	"	"	"	"	"	"	"	"	"	"	"	"	"	"	"	"		
Saumons.....	Kilogr.	"	"	"	"	"	"	"	"	"	"	"	3,280	59,040	400	8,000	"		
TOTAUX.....			93,620		39,350		50,590		25,114		261,900		91,410		83,640		943,500		

DÉSIGNATION DES PRODUITS PÊCHÉS.	UNITÉS de QUANTITÉ.	NOIRMOUTIER.		BARBÂTRE.		BEAUVOIR-SUR-MER.		SAINT-GILLES-SUR-VIE.		LES SABLES-D'OLONNE.		MARANS.		LA ROCHELLE.		S ^t -MARTIN-DE-RÉ ET LOIX.		
		QUANTI-TÉS.	VALEUR.	QUANTI-TÉS.	VALEUR.	QUANTI-TÉS.	VALEUR.	QUANTI-TÉS.	VALEUR.	QUANTI-TÉS.	VALEUR.	QUANTI-TÉS.	VALEUR.	QUANTI-TÉS.	VALEUR.	QUANTI-TÉS.	VALEUR.	
			francs.		francs.		francs.		francs.		francs.		francs.		francs.		francs.	
RÉGION DE L'Océan. (Suite.)																		
Harengs frais.....	Kilogr.	"	"	"	"	"	"	"	"	"	"	"	"	3,200	9,600	"	"	
Maquereaux frais.....	<i>Idem.</i>	"	"	"	"	"	"	"	"	"	"	"	"	"	"	"	"	
Sardines.....	<i>Idem.</i>	400	460	"	"	"	"	"	"	"	"	"	"	"	"	"	"	
Poissons divers.....	<i>Idem.</i>	13,100	18,995	600	1,800	"	"	"	"	65,000	195,000	30,000	90,000	5,400	10,800	7,000	21,000	
Crevettes... {		grises ou roses.....	<i>Idem.</i>	3,800	22,800	500	2,000	3,030	3,730	1,600	11,200	"	"	"	3,800	11,400	"	"
		salicoques dites bouquet..	<i>Idem.</i>	"	"	"	"	"	"	"	"	"	"	"	4,200	33,600	450	4,500
Homards et langoustes.....	<i>Idem.</i>	110	660	"	"	"	"	"	700	4,900	"	"	"	"	"	"	"	
Crustacés divers.....	<i>Idem.</i>	17,900	8,950	"	"	"	"	"	6,000	6,000	7,000	21,000	15,000	24,000	6,500	13,000	900	1,800
Huitres... {		plates.....	Mille.	"	"	"	"	"	"	"	"	"	"	"	"	"	"	
		portugaises.....	<i>Idem.</i>	45	900	"	"	"	"	"	"	"	4,060	64,960	80,000	960,000	400	8,000
Moules.....	Hectol.	460	23,000	900	9,000	"	"	"	"	"	"	"	"	2,500	50,000	300	7,500	
Coquilles de Saint-Jacques.....	Nombre.	"	"	"	"	"	"	"	"	"	"	"	"	"	"	"	"	
Mollusques divers.....	Hectol.	"	"	600	1,144	259	7,225	"	"	600	15,000	900	22,500	"	"	120	6,000	
Oursins.....	Nombre.	"	"	"	"	"	"	"	"	"	"	"	"	"	"	"	"	
Violetes.....	<i>Idem.</i>	"	"	"	"	"	"	"	"	"	"	"	"	"	"	"	"	
Oiseaux de mer.....	<i>Idem.</i>	"	"	"	"	"	"	"	"	"	"	1,200	7,200	"	"	"	"	
Vers pour appâts.....	Kilogr.	"	"	"	"	"	"	"	"	"	"	"	"	"	"	"	"	
Lichen.....	<i>Idem.</i>	"	"	"	"	"	"	"	"	"	"	"	"	"	"	"	"	
Varech, goémon, pailleule.....	M. cube.	23,900	167,300	5,000	5,000	"	"	9,000	36,000	14,000	98,000	"	"	"	"	14,000	42,000	
Sables coquilliers, amendements marins.	<i>Idem.</i>	"	"	"	"	"	"	"	"	"	"	"	"	"	"	"	"	
Saumons.....	Kilogr.	"	"	"	"	"	"	"	"	"	"	"	"	"	"	"	"	
TOTAUX.....			243,065		18,944		10,955		58,100		329,000		208,660		1,088,400		90,800	

PÊCHE À PIED.

DÉSIGNATION DES PRODUITS PÊCHÉS.	UNITÉS de QUANTITÉ.	LA FLOTTE.		CHÂTEAU-D'OLÉRON.		FOURAS.			
		QUANTI-TÉS.	VALEUR.	QUANTI-TÉS.	VALEUR.	QUANTI-TÉS.	VALEUR.		
			francs.		francs.		francs.		
Harengs frais.....	Kilogr.	"	"	"	"	"	"		
Maquereaux frais.....	Idem.	"	"	"	"	"	"		
Sardines.....	Idem.	"	"	"	"	"	"		
Poissons divers.....	Idem.	6,185	12,370	15,000	75,000	4,500	18,000		
Crevettes..	}	grises ou roses.....	Idem.	"	"	500	1,500	600	6,000
		salicoques dites bouquet..	Idem.	700	5,600	500	5,000	1,500	4,500
Homards et langoustes.....	Idem.	"	"	"	"	"	"		
Crustacés divers.....	Idem.	800	1,200	20,000	20,000	1,600	3,200		
Huitres...	}	plates.....	Mille.	"	"	"	"		
		portugaises.....	Idem.	600	12,000	"	"	20,000	160,000
Moules.....	Hectol.	300	9,000	"	"	200	1,600		
Coquilles de Saint-Jacques.....	Nombre.	"	"	"	"	"	"		
Mollusques divers.....	Hectol.	50	2,500	5,000	200,000	"	"		
Oursins.....	Nombre.	"	"	"	"	"	"		
Violet.....	Idem.	"	"	"	"	"	"		
Oiseaux de mer.....	Idem.	"	"	"	"	200	400		
Vers pour appâts.....	Kilogr.	"	"	"	"	"	"		
Lichen.....	Idem.	"	"	"	"	"	"		
Varech, goémon, pailleule.....	M. cube.	10,000	30,000	10,000	30,000	"	"		
Sablés coquilliers, amendements marins.	Idem.	"	"	2,300	11,500	"	"		
Saumons.....	Kilogr.	"	"	"	"	"	"		
TOTAUX.....			72,670		343,000		193,700		

1921. (Suite.)

DÉSIGNATION DES PRODUITS PÊCHÉS.	UNITÉS de QUANTITÉ.	ROCHEFORT.		MARENNES.		LA TREMBLADE.		ROYAN.		
		QUANTI-TÉS.	VALEUR.	QUANTI-TÉS.	VALEUR.	QUANTI-TÉS.	VALEUR.	QUANTI-TÉS.	VALEUR.	
			francs.		francs.		francs.		francs.	
Harengs frais.....	Kilogr.	"	"	"	"	"	"	"	"	
Maquereaux frais.....	Idem.	"	"	"	"	"	"	"	"	
Sardines.....	Idem.	"	"	"	"	"	"	"	"	
Poissons divers.....	Idem.	"	"	3,500	10,500	6,000	18,000	"	"	
Crevettes..	}	grises ou roses.....	Idem.	"	"	4,000	6,000	4,000	4,000	"
		salicoques dites bouquet..	Idem.	"	"	"	"	"	"	"
Homards et langoustes.....	Idem.	"	"	"	"	"	"	"	"	
Crustacés divers.....	Idem.	"	"	4,000	2,000	6,000	3,000	"	"	
Huitres...	}	plates.....	Mille.	"	"	"	"	"	"	
		portugaises.....	Idem.	11,625	116,250	2,000	40,000	2,000	20,000	25,000
Moules.....	Hectol.	"	"	1,000	25,000	"	"	"	"	
Coquilles de Saint-Jacques.....	Nombre.	"	"	"	"	"	"	"	"	
Mollusques divers.....	Hectol.	"	"	1,000	20,000	500	10,000	"	"	
Oursins.....	Nombre.	"	"	"	"	"	"	"	"	
Violet.....	Idem.	"	"	"	"	"	"	"	"	
Oiseaux de mer.....	Idem.	"	"	"	"	"	"	"	"	
Vers pour appâts.....	Kilogr.	"	"	"	"	"	"	"	"	
Lichen.....	Idem.	"	"	"	"	"	"	"	"	
Varech, goémon, pailleule.....	M. cube.	"	"	"	"	"	"	"	"	
Sablés coquilliers, amendements marins.	Idem.	"	"	"	"	"	"	"	"	
Saumons.....	Kilogr.	"	"	"	"	"	"	"	"	
TOTAUX.....			116,250		103,500		55,000		200,000	

RÉGION DE L'OcéAN. (Suite.)

PÊCHE A PIED.

DÉSIGNATION DES PRODUITS PÊCHÉS.	UNITÉS de QUANTITÉ.	MANCHE.	
		QUANTITÉS.	VALEUR. francs.
RÉCAPITU			
Harengs frais.....	Kilogr.	53,605	124,106
Maquereaux frais.....	Idem.	149,560	250,495
Sardines	Idem.	"	"
Poissons divers	Idem.	526,583	1,040,850
Crevettes.....	Idem.	grises ou roses.....	182,471 774,376
		salicoques dites bouquet.....	45,178 228,815
Homards et langoustes	Idem.	21,608	141,036
Crustacés divers	Idem.	83,002	173,601
Huîtres.....	Mille.	plates.....	30,420 787,720
		portugaises	" "
Moules	Hectol.	63,691	496,588
Coquilles de Saint-Jacques.....	Nombre.	9,502	2,965
Mollusques divers.....	Hectol.	76,544	1,118,786
Oursins.....	Nombre.	34,000	1,900
Violets.....	Idem.	25,000	2,080
Oiseaux de mer.....	Idem.	1,572	4,533
Vers pour appâts.....	Kilogr.	108,222	231,627
Lichen.....	Idem.	65,720	68,682
Varech, goémon, pailleule	Mètre cube.	387,932	3,043,922
Sables coquilliers, amendements marins.....	Idem.	132,410	838,840
Saumons.....	Kilogr.	1,802	25,120
TOTAUX.....			9,356,042

— 1921. (Suite et fin.)

	Océan.		Méditerranée.		Algérie.		TOTAUX GÉNÉRAUX de LA PÊCHE À PIED.	
	QUANTITÉS.	VALEUR. francs.	QUANTITÉS.	VALEUR. francs.	QUANTITÉS.	VALEUR. francs.	QUANTITÉS.	VALEUR. francs.
LATION.								
	3,200	9,600	"	"	"	"	56,805	133,706
	"	"	"	"	"	"	149,560	250,495
	400	460	"	"	"	"	400	460
	245,930	742,089	2,100	7,120	750	1,500	775,363	1,791,559
	97,137	465,529	"	"	"	"	279,608	1,239,905
	8,850	58,950	"	"	"	"	54,028	287,765
	1,700	12,050	"	"	"	"	23,308	153,086
	115,690	151,801	"	"	"	"	198,692	329,402
	34,660	1,641,145	"	"	"	"	65,080	2,428,865
	168,554	2,300,620	"	"	"	"	168,554	2,300,620
	77,209	1,079,543	"	"	"	"	140,900	1,576,131
	5,586	3,688	"	"	"	"	15,088	6,653
	85,461	927,839	592	25,374	"	"	162,597	2,071,999
	"	"	"	"	"	"	34,000	1,900
	"	"	"	"	"	"	25,000	2,080
	2,791	18,964	"	"	"	"	4,363	23,497
	8,635	9,802	"	"	"	"	116,857	241,429
	3,500	10,500	"	"	"	"	69,220	79,182
	253,290	1,464,064	"	"	"	"	641,222	4,507,986
	51,020	440,580	"	"	"	"	183,430	1,279,420
	3,900	70,440	"	"	"	"	5,702	95,560
TOTAUX.....		9,407,664		32,494		1,500		18,797,700

VIII, IX ET X

OSTRÉICULTURE.

MYTILICULTURE ET ÉTABLISSEMENTS COQUILLIERS

RÉSERVOIRS À POISSONS ET À CRUSTACÉS

OSTREICULTURE. —

PORTS OU SYNDICATS.	ÉTABLISSEMENTS.			EXIS- TANT dans les ÉTABLIS- SEMENTS au 30 juin 1920. Mille.	ENTRÉES.				HUI- TRES NÉS dans les éta- blisse- ments. Mille.	
	NATURE.	NOMBRE.	SUPERFICIE.		QUANTI- TÉS proven- ant de la pêche. Mille.	QUANTI- TÉS provenant d'autres éta- blisse- ments français. Mille.	QUANTI- TÉS impor- tées de l'étran- ger. Mille.	TOTAL des quantités entrées. Mille.		
										h.
RÉGION DE										
Port-Navalo	Parcs.	5	7 64 49	3,388	"	330	"	330	"	"
Sarzeau	Idem.	19	12 86 20	8,205	"	450	"	450	"	"
Damgan	Idem.	299	35 64 09	4,651	380	700	"	1,080	"	"
Pénestin	Idem.	29	3 46 82	71	"	"	"	"	"	"
Le Croisic	Claires.	2	1 80 90	1,480	65	150	"	215	"	"
Le Pouliguen	Dépôts.	2	80 00	38	"	1,580	"	1,580	"	"
Noirmoutier	Parcs.	"	"	"	"	"	"	"	"	"
Beauvoir-sur-Mer	Parcs.	1	5 60	116,2	"	43	"	43	"	"
Les Sables-d'Olonne	Parcs d'engraissement.	215	23 03 75	800	"	5,692	"	5,692	"	"
Ars-en-Ré	Claires.	3	3 14 00	119	21	150	"	171	"	"
Château-d'Oléron	Viviers.	912	161 20 55	42,000	2,000	7,000	18,000	27,000	"	"
	Claires.	277	14 71 61	"	"	"	"	"	"	"
Marennes	Idem.	3,893	527 55 73	20,000	1,000	15,000	"	16,000	"	"
La Tremblade	Idem.	4,830	394 91 48	21,000	2,000	70,000	"	72,000	"	"
L'Éguille	Idem.	2,180	237 77 50	9,000	500	3,500	"	4,000	"	"
Arès	Idem.	651	166 48 60	70,420	800	"	"	800	20,000	"
Gujan-Mestras	Parcs.	137	49 13 29	92,650	"	"	"	"	30,000	"
La Teste	Idem.	412	197 80 00	92,216	"	"	"	"	3,700	"
Arcachon	Idem.	975	419 03 86	66,550	"	3,450	"	3,450	18,000	"
Capbreton	Caisses dites «ambulances».	6	5 10 50	83	"	565	"	565	"	"
TOTAUX de la région de l'Océan		16,156	2,771 58 48	976,106,7	17,320	125,115	20,000	162,435	100,370	

RÉGION DE LA MÉDITERRANÉE.

La Seyne	Parc.	3	8 51 60	60	"	"	"	"	"	"
Cannes	Réserves, viviers.	4	1 56	"	"	200	"	200	"	"
Antibes	Idem.	1	22	"	"	1,6	"	1,6	"	"
Bonifacio	Idem.	1	74 00	36	"	"	"	"	18	"
TOTAUX de la région de la Méditerranée (France et Corse)		9	9 27 38	96	"	201,6	"	201,6	18	

TOTAUX GÉNÉRAUX		17,628	2,920 27 42	1,028,696,6	40,594	127,352,5	21,500	189,446,5	101,210	
---------------------------	--	--------	-------------	-------------	--------	-----------	--------	-----------	---------	--

Huîtres plates. (Suite et fin.)

QUANTITÉS livrées à d'autres établissements	SORTIES.								HUITRES PERDUES.	EXIS- TANT dans les ÉTABLIS- SEMENTS au 30 juin 1921.	
	livrées à la consommation				TOTAL des quantités sorties.						
	de France.		de l'étranger.		pour la France.		pour l'étranger.				
	Mille.	Valeur.	Mille.	Valeur.	Mille.	Valeur.	Mille.	Valeur.			
	francs.		francs.		francs.		francs.		francs.		
L'Océan. (Suite.)											
"	"	"	"	370	64,750	"	"	370	64,750	2,602	746
200	18,000	"	"	700	122,500	"	"	900	140,500	6,058	1,697
75	15,000	"	"	800	128,000	"	"	875	143,000	3,438	1,418
"	"	"	"	10	1,200	"	"	10	1,200	37	28
"	"	"	"	860	86,000	"	"	860	86,000	419	416
"	"	"	"	1,577	127,190	"	"	1,577	127,190	32	9
"	"	"	"	"	"	"	"	"	"	"	"
"	"	"	"	43	3,410	"	"	43	3,410	116,2	"
"	"	"	"	1,182	79,229	"	"	1,182	79,229	4,360	950
"	"	"	"	70	6,300	"	"	70	6,300	4	216
15,000	1,500,000	"	"	1,748,5	256,130	534,8	80,406	17,283,3	1,836,536	28,716,7	23,000
"	"	"	"	2,480	392,000	"	"	2,480	392,000	18,000	15,520
"	"	"	"	34,842	6,183,020	"	"	34,842	6,183,020	38,000	20,158
"	"	"	"	1,880	188,000	"	"	1,880	188,000	5,120	6,000
"	"	"	"	26,800	1,072,000	"	"	26,800	1,072,000	30,000	34,420
20,000	200,000	"	"	16,400	934,500	"	"	36,400	1,134,500	8,000	78,250
"	"	200	12,000	5,930	355,800	"	"	6,130	367,800	6,200	83,586
"	"	"	"	16,000	775,000	5,500	260,000	21,500	1,035,000	50,000	16,500
"	"	"	"	359	23,090	"	"	359	23,090	221	68
93,519	5,073,790	200	12,000	124,722,5	12,229,142	6,034,8	340,406	224,476,3	1,655,338	486,673,4	527,762

(FRANCE ET CORSE.)

"	"	"	"	30	1,700	"	"	30	1,700	30	"
"	"	"	"	180	55,000	"	"	180	55,000	20	"
"	"	"	"	1,6	540	"	"	1,6	540	"	"
"	"	"	"	7	264	"	"	7	264	15	32
"	"	"	"	218,6	57,504	"	"	218,6	57,504	65	32

95,159	5,238,190	200	12,000	145,300,6	13,650,342	6,053,8	341,225	246,713,4	19,243,757	514,412,8	558,226,9
--------	-----------	-----	--------	-----------	------------	---------	---------	-----------	------------	-----------	-----------

OSTREICULTURE. —

PORTS ou SYNDICATS.	ÉTABLISSEMENTS.			EXIS- TANT dans les ÉTABLISSE- MENTS au 30 juin 1920.	ENTRÉES.				HUI- TRES dans les éta- blisse- ments.	
	NATURE.	NOMBRE.	SUPERFICIE.		QUANTI- TÉS prove- nant de la pêche.	QUANTI- TÉS prove- nant d'autres éta- blisse- ments français.	QUANTI- TÉS impor- tées de l'étran- ger.	TOTAL des quantités entrées.		Mille.
			h. a. c.							
RÉGION DE LA MER DU NORD										
Courseulles	Parcs et propriétés privées.	13	1 88 84	"	"	286	"	286	"	
S'-Vaast-la-Hougue.	Parcs.	37	8 10 91	64	"	716	"	716	"	
TOTAUX de la région de la Mer du Nord et de la Manche		50	9 99 75	64	"	1,002	"	1,002	"	

RÉGION DE L'Océan.										
Le Croisic	Parcs.	2	1 80 90	55	"	103	"	103	"	
Saint Gilles-sur-Vie.	Dépôts.	3	3 03 92	2	"	97	"	97	"	
Beauvoir-sur-Mer . .	Parcs.	1	4 60	"	"	203	"	203	"	
Les Sables-d'Olonne	Parcs d'engraissement.	14	2 35 00	700	"	1,200	"	1,200	"	
La Rochelle	Parcs.	2,254	180 36 06	35,586	"	"	"	"	59,525	
Ars-en-Ré	Parcs et claires.	408	17 68 89	13,210	"	"	"	"	"	
Loix	Idem.	103	6 45 38	5,125	1,200	"	"	1,200	12,000	
Saint-Martin-de-Ré.	Idem.	143	25 00 68	6,150	"	"	"	"	"	
La Flotte	Parcs.	1,701	72 00 05	8,500	2,500	"	"	2,500	27,500	
Le Château-d'Oléron	Viviers.	3,577	461 24 70	80,000	20,000	36,000	"	56,000	4,000	
	Claires.	446	11 45 51	"	"	"	"	"	"	
Rochefort	Parcs.	520	31 40 02	"	"	"	"	"	26,509	
Marennes	Viviers, claires, dépôts.	2,829	380 32 11	60,000	10,000	55,000	"	65,000	25,000	
La Tremblade	Dépôts.	929	74 68 28	30,000	8,000	75,000	"	83,000	15,000	
L'Éguille	Idem.	405	44 26 19	20,000	3,000	12,000	"	15,000	1,000	
Le Verdon	Idem.	6	1 64 00	250	300	"	"	300	"	
Arès	Idem.	298	99 00 00	22,780	4,000	"	"	4,000	40,000	
Gujan-Mestras	Idem.	193	78 04 41	184,000	"	"	"	"	120,000	
La Teste	Idem.	57	73 36 00	51,066	"	"	"	"	3,910	
Arcachon	Idem.	81	42 61 87	48,075	"	"	"	"	14,000	
TOTAUX de la région de l'Océan		13,970	1,606 78 57	565,499	49,000	179,603	"	228,603	348,435	

RÉGION DE LA MÉDITERRANÉE										
Antibes	Dépôts.	1	0 22	"	"	4,4	"	4,4	"	
Cannes	Réservoirs, viviers.	4	1 56	"	"	33	"	33	"	
TOTAUX de la région de la Méditerranée (France et Corse)		5	1 78	"	"	37,4	"	37,4	"	
TOTAUX GÉNÉRAUX		14,025	1 616 80 10	565,563	49,000	180,642,4	"	229,642,4	348,435	

Huîtres portugaises.

SORTIES.												
QUANTITÉS livrées à d'autres établissements				QUANTITÉS livrées à la consommation				TOTAL des quantités sorties.		HUITRES PERDUES.	EXIS- TANT dans les ÉTABLISSE- MENTS au 30 juin 1921.	
de France.		de l'étranger.		pour la France.		pour l'étranger.		Mille.	Valeur.			
Mille.	Valeur.	Mille.	Valeur.	Mille.	Valeur.	Mille.	Valeur.					
	francs.		francs.		francs.		francs.		francs.			
ET DE LA MANCHE.												
"	"	"	"	219	24,090	"	"	219	24,090	67	"	
"	"	"	"	339	35,430	"	"	339	35,430	118	323	
"	"	"	"	558	59,520	"	"	558	59,520	185	323	

"	"	"	"	130	7,800	"	"	130	7,800	10	18
"	"	"	"	95	4,750	"	"	95	4,750	3	1
"	"	"	"	203	7,143	"	"	203	7,143	"	"
"	"	"	"	1,040	34,300	"	"	1,040	34,300	390	470
25,000	250,000	"	"	15,870	317,400	"	"	40,870	567,400	6,503	47,738
9,485	189,700	"	"	6,000	120,000	"	"	15,485	309,700	3,000	19,200
21,500	129,000	"	"	6,500	130,000	"	"	28,000	259,000	3,500	7,000
33,000	1,320,000	"	"	10,320	614,000	"	"	43,320	1,934,000	26,680	70,000
"	"	"	"	26,500	265,000	"	"	26,500	265,000	"	"
"	"	"	"	58,740	3,236,000	"	"	58,740	3,236,000	25,000	66,260
"	"	"	"	64,444	5,238,600	"	"	64,444	5,238,600	20,000	43,556
"	"	"	"	6,350	285,000	"	"	6,350	285,000	12,050	17,000
"	"	"	"	400	6,000	"	"	400	6,000	"	150
"	"	"	"	19,770	645,700	"	"	19,770	645,700	5,000	42,010
30,000	1,800,000	"	"	24,900	741,200	"	"	74,900	2,541,200	7,000	222,100
"	"	"	"	4,686	137,555	"	"	4,686	137,555	27	50,263
"	"	"	"	15,500	470,000	"	"	15,500	470,000	12,575	34,000
138,985	3,688,700	"	"	261,448	12,260,448	"	"	400,433	15,949,148	122,338	619,766

(FRANCE ET CORSE).												
"	"	"	"	4,4	1,485	"	"	4,4	1,485	"	"	
"	"	"	"	26	3,000	"	"	26	3,000	7	"	
"	"	"	"	30,4	4,485	"	"	30,4	4,485	7	"	
138,985	3,688,700	"	"	262,036,4	12,324,453	"	"	401,021,4	16,013,153	122,530	620,089	

MYTILICULTURE ET ÉTABLISSEMENTS COQUILLIERS. — I. *Moules.*

PORTS OU SYNDICATS.	EXISTANT dans les ÉTABLISSEMENTS au 31 décembre de l'année précédente.	ENTRÉES.		SORTIES.				EXISTANT dans les ÉTABLISSEMENTS au 31 décembre.	OBSERVATIONS.
		QUANTITÉS.	VALEUR.	POUR LA FRANCE.		POUR L'ÉTRANGER.			
				Quantités.	Valeur.	Quantités.	Valeur.		
hectol.	hectol.	francs.	hectol.	francs.	hectol.	francs.	hectol.		
Concarneau.....	124	18	360	38	2,205	"	"	104	
Doëlan.....	5	5	100	6	150	"	"	4	
La Roche-Bernard.....	9,800	2,200	7,700	7,642	147,723	"	"	4,358	
Piriac-sur-Mer.....	290	300	300	170	2,550	"	"	420	
Le Croisic.....	3,800	7,600	76,000	18,535	360,850	"	"	2,900	Les moules naissent dans les établisse- ments.
Saint-Gilles-sur-Vie.....	90	250	2,000	250	3,000	"	"	90	Naissent dans les établissements.
L'Aiguillon-sur-Mer.....	"	"	"	4,295	64,425	"	"	"	Idem.
Marans.....	2,793	"	"	28,725	1,466,500	"	"	"	Idem.
La Rochelle.....	18,880	40,385	(A) "	38,995	1,559,400	500	20,000	"	Idem.
Rochefort.....	"	"	"	650	16,250	"	"	"	Idem.
Mareannes.....	1,000	5,000	50,000	4,000	80,000	"	"	2,000	
Bouzigues.....	4,500	200	2,000	2,210	101,490	"	"	5,000	Reproduction abondante dans les établisse- ments.
La Seyne.....	10,022	"	"	1,809	144,640	"	"	8,213	
TOTAUX des sorties.....				107,325	3,958,183				

(A) N'ont aucune valeur marchande.

 MYTILICULTURE ET ÉTABLISSEMENTS COQUILLIERS. — II. *Autres mollusques.*

PORTS OU SYNDICATS.	EXISTANT dans les ÉTABLISSEMENTS au 31 décembre de l'année précédente.	ENTRÉES.		SORTIES.				EXISTANT dans les ÉTABLISSEMENTS au 31 décembre.	OBSERVATIONS.
		QUANTITÉS.	VALEUR.	POUR LA FRANCE.		POUR L'ÉTRANGER.			
				Quantités.	Valeur.	Quantités.	Valeur.		
hectol.	hectol.	francs.	hectol.	francs.	hectol.	francs.	hectol.		
Saint-Suliac.....	"	2,070	2,070	1,060	16,900	10	200	1,000	
Lannion.....	25	90	2,250	80	2,400	"	"	35	
Pont-l'Abbé.....	267	1,565	24,825	47	1,620	"	"	1,785	
Port-Louis.....	25,000	8,500	85,000	14,000	300,000	"	"	8,500	
Piriac-sur-Mer.....	95	150	6,000	12	600	"	"	233	
Le Croisic.....	1,686	925	30,700	723	25,760	"	"	1,888	
Noirmoutier.....	20	45	4,500	40	6,000	"	"	25	
Barbâtre.....	40	230	1,710	260	1,368	"	"	10	
Cette.....	"	1,393	93,060	1,393	93,060	"	"		
TOTAUX des sorties.....				17,615	447,708				

RÉSERVOIRS À POISSONS ET À CRUSTACÉS. — I. Réservoirs à poissons.

PORTS OU SYNDICATS.	EXISTANT dans les ÉTABLISSEMENTS au 31 décembre de l'année précédente.	ENTRÉES.		SORTIES.				EXISTANT dans les ÉTABLISSEMENTS au 31 décembre.	OBSERVATIONS.	
		QUANTITÉS.	VALEUR.	POUR LA FRANCE.		POUR L'ÉTRANGER.				
				Quantités.	Valeur.	Quantités.	Valeur.			
	kilogr.	kilogr.	francs.	kilogr.	francs.	kilogr.	francs.	kilogr.		
Concarneau.....	425	240	840	470	2,467	"	"	195	Il est impossible de contrôler les entrées	
Barbâtre.....	230	"	"	350	610	"	"	450		
Marennes.....	10,000	10,000	30,000	12,000	60,000	"	"	8,000		
La Tremblade.....	5,000	15,000	45,000	16,000	80,000	"	"	4,000		
L'Éguille.....	6,000	10,000	30,000	12,000	72,000	"	"	4,000		
Arès.....	35,000	"	"	39,400	202,900	"	"	30,000		Idem.
Gujan-Mestras.....	25,000	"	"	30,000	150,000	"	"	18,000		Idem.
Arcahon.....	3,000	"	"	17,000	63,000	"	"	5,000		Idem.
La Teste.....	900	2,400	14,400	2,200	13,200	"	"	1,100		
Carry-le-Rouet.....	"	520	5,720	520	5,720	"	"			
TOTAUX des sorties.....				129,940	649,897					

RÉSERVOIRS À POISSONS ET À CRUSTACÉS. — II. Réservoirs à crustacés.

PORTS OU SYNDICATS.	EXISTANT dans les ÉTABLISSEMENTS au 31 décembre de l'année précédente.	ENTRÉES.		SORTIES.				EXISTANT dans les ÉTABLISSEMENTS au 31 décembre.	OBSERVATIONS.
		QUANTITÉS.	VALEUR.	POUR LA FRANCE.		POUR L'ÉTRANGER.			
				Quantités.	Valeur.	Quantités.	Valeur.		
	kilogr.	kilogr.	francs.	kilogr.	francs.	kilogr.	francs.	kilogr.	
Saint-Valéry-en-Caux....	"	500	3,500	500	3,500	"	"	"	
Saint-Pierre-en-Port....	"	695	2,732	695	2,732	"	"	"	
Étretat.....	"	825	4,125	825	4,125	"	"	"	
La Hougue.....	"	6,000	48,000	6,000	48,000	"	"	"	
Cherbourg.....	"	143,675	215,512	143,675	215,512	"	"	"	
Blainville.....	"	700	7,000	700	7,000	"	"	"	
Granville.....	200	500	8,000	300	4,800	"	"	400	
Saint-Servan.....	"	24,910	138,410	24,910	138,410	"	"	"	
Port-Blanc.....	200	1,500	10,500	1,300	9,100	"	"	400	
Perros-Guirec.....	"	8,250	58,009	8,250	58,009	"	"	"	
Plougasnou.....	"	450	2,250	450	2,250	"	"	"	
Roscoff.....	1,500	114,950	832,680	115,500	836,664	"	"	950	
Plouñéour-Trez.....	"	23,850	102,200	23,850	102,200	"	"	"	
Plouguerneau.....	500	12,500	87,500	13,000	104,000	"	"	"	
L'Aberwrach.....	540	40,500	207,500	40,700	208,385	"	"	340	
Porspoder.....	17,939	64,924	507,285	46,850	371,659	"	"	18,074	
Brest.....	8,570	148,250	1,240,800	150,000	1,270,800	"	"	6,820	
Camaret.....	14,000	331,455	2,651,740	325,455	2,603,640	"	"	20,000	

RÉSERVOIRS À POISSONS ET À CRUSTACÉS. — II. *Réservoirs à crustacés.* (Suite et fin.)

PORTS OU SYNDICATS.	EXISTANT dans les ÉTABLISSEMENTS au 31 décembre de l'année précédente.	ENTRÉES.		SORTIES.				EXISTANT dans les ÉTABLISSEMENTS au 31 décembre.	OBSERVATIONS.
		QUANTITÉS	VALEUR.	POUR LA FRANCE.		POUR L'ÉTRANGER.			
				Quantités.	Valeur.	Quantités.	Valeur.		
	kilogr.	kilogr.	francs.	kilogr.	francs.	kilogr.	francs.	kilogr.	
Douarnenez.....	"	107,545	780,290	107,545	780,290	"	"	"	
Audierne.....	1,920	21,000	200,000	20,000	180,000	"	"	2,920	
Guilvinec.....	3,400	12,700	165,100	1,800	23,400	9,500	123,500	4,800	
Pont-l'Abbé.....	3,220	24,200	145,240	23,250	163,500	"	"	4,170	
Concarneau.....	"	10,510	68,315	10,510	99,845	"	"	"	
Doélan.....	2,650	14,970	69,950	12,320	58,800	"	"	5,300	
Le Poulignen.....	"	27,125	149,190	27,125	226,655	"	"	"	
Noirmoutier.....	"	4,500	36,000	4,500	45,000	"	"	"	
Île-d'Yeu.....	1,200	360,000	887,500	358,500	1,000,000	"	"	2,700	
Saint-Gilles-sur-Vie.....	"	20,000	120,000	20,000	120,000	"	"	"	
Banyuls-sur-Mer.....	"	400	6,000	400	6,000	"	"	"	
Carry-le-Rouet.....	"	673	8,749	673	8,749	"	"	"	
Nice.....	200	4,600	92,000	4,500	99,000	"	"	300	
Villefranche.....	200	1,200	19,200	1,000	16,000	"	"	400	
TOTAUX des sorties.....				1,495,083	8,818,025				

PORTS.	FABRIQUES de CONSERVES de poissons.		ATELIERS de SALAISONS ou de fumaisons.		FABRIQUES d'ENGRAIS, de colle ou d'huile de poisson.		USINES pour la TRANSFORMATION des herbes marines (soude, iode, etc.).		MAREYEURS ou EXPÉDITEURS de poissons.	
	Nom-bre.	Per-sonnel em-ployé.	Nom-bre.	Per-sonnel em-ployé.	Nom-bre.	Per-sonnel em-ployé.	Nom-bre.	Per-sonnel em-ployé.	Nom-bre.	Per-sonnel em-ployé.
Dunkerque.....	"	"	"	"	"	"	"	"	12	52
Gravelines.....	(b) 2	13	3	17	"	"	"	"	8	53
Calais.....	"	"	5	19	"	"	"	"	6	26
Boulogne-sur-Mer.....	4	78	90	2,102	"	"	"	"	98	1,442
Étaples.....	3	15	"	"	"	"	"	"	10	36
Berck-sur-Mer.....	"	"	"	"	"	"	"	"	7	26
Le Crotoy.....	"	"	"	"	"	"	"	"	"	"
Cayeux-sur-Mer.....	"	"	"	"	"	"	"	"	3	3
Le Tréport.....	"	"	1	6	"	"	"	"	8	22
Dieppe.....	"	"	3	25	"	"	"	"	12	53
Saint-Valéry-en-Caux.....	"	"	4	24	"	"	"	"	"	"
Fécamp.....	(b) 1	130	33	625	2	53	"	"	7	45
Yport.....	"	"	"	"	"	"	"	"	10	26
Étretat.....	"	"	"	"	"	"	"	"	4	4
Le Havre.....	1	6	1	6	"	"	"	"	14	30
Honfleur.....	"	"	"	"	"	"	"	"	8	11
Trouville.....	"	"	"	"	"	"	"	"	10	24
Ouistreham.....	"	"	"	"	"	"	"	"	"	"
Courseulles.....	"	"	"	"	"	"	"	"	"	"
Port-en-Bessin.....	"	"	"	"	"	"	"	"	4	17
Grandcamp.....	"	"	"	"	"	"	"	"	30	39
La Hougue.....	"	"	"	"	"	"	"	"	3	3
Barfleur.....	"	"	"	"	"	"	"	"	2	8
Cherbourg.....	"	"	"	"	"	"	"	"	3	15
Blainville.....	"	"	"	"	"	"	"	"	12	12
Regnéville.....	"	"	"	"	"	"	"	"	3	10
Cancale.....	"	"	"	"	"	"	"	"	5	5
Granville.....	"	"	1	13	"	"	"	"	10	16

Sécheries.

FABRIQUES DE GLACE.	DÉPÔTS DE SEL.	FABRIQUES ou MAISONS DE VENTE de cordages, voiles ou agrès.		FABRIQUES ou MAISONS DE VENTE de filets, lignes, hameçons, etc.		CHANTIERS DE CONSTRUCTION.						
		Nom-bre.	Per-sonnel em-ployé.	Nom-bre.	Per-sonnel em-ployé.	Nom-bre.	Per-sonnel em-ployé.	BATEAUX CONSTRUITS.				
Nom-bre.	Per-sonnel em-ployé.	Nom-bre.	Per-sonnel em-ployé.	Nom-bre.	Per-sonnel em-ployé.	Nom-bre.	Per-sonnel em-ployé.	Nom-bre.	Ton-nage.	Valeur.		
1	5	1	4	5	14	(a)	"	1	11	7	27	49,000
"	"	"	"	1	3	"	"	3	30	4	46	150,000
1	6	"	"	2	5	4	8	2	14	7	32	61,000
4	41	2	6	12	198	11	97	8	96	21	135	136,000
"	"	"	"	6	6	3	172	3	15	13	80	88,000
1	4	"	"	"	"	"	"	2	18	10	145	150,000
"	"	"	"	2	2	"	"	2	5	3	22	28,000
"	"	"	"	3	3	3	3	2	15	13	139	159,000
"	"	"	"	"	"	"	"	"	"	"	"	"
1	5	"	"	2	8	1	4	3	135	4	18	28,000
"	"	1	1	"	"	"	"	"	"	"	"	"
1	4	1	4	6	67	6	68	3	31	4	200	268,000
"	"	"	"	2	32	2	8	1	2	1	3	1,100
"	"	"	"	1	1	1	1	1	2	4	10	18,000
2	"	1	"	5	5	3	3	6	36	"	"	"
"	"	"	"	4	3	3	"	3	5	13	37	38,700
1	3	"	"	2	5	3	3	"	"	"	"	"
"	"	"	"	"	"	"	"	1	4	1	1	800
"	"	"	"	"	"	1	3	1	3	"	"	"
"	"	"	"	2	18	2	2	4	16	1	15	10,000
"	"	"	"	7	10	6	12	4	13	8	40	60,000
1	1	"	"	2	3	1	4	2	5	8	25	40,000
"	"	"	"	4	4	4	4	2	5	14	68	95,000
1	5	"	"	4	16	3	8	2	20	7	52	164,000
"	"	"	"	5	5	7	7	"	"	"	"	"
"	"	"	"	3	9	"	"	"	"	"	"	"
"	"	"	"	2	4	2	2	1	8	"	"	"
1	1	1	8	1	4	2	2	1	6	5	7	18,000

(a) Mêmes maisons que les fabrique. de cordages.

PORTS.	FABRIQUES de CONSERVES de POISSONS.		ATELIERS de SALAISONS ou de fumaisons.		FABRIQUES d'ENGRAIS, de colle ou d'huile de poisson.		USINES pour la TRANSFORMATION des herbes marines (sonde, iode, etc.).		MAREYEURS ou EXPÉDITEURS de poissons.		FABRIQUES DE GLACE.		DÉPÔTS DE SEL.		FABRIQUES ou MAISONS DE VENTE de cordages, voiles ou agrès.		FABRIQUES ou MAISONS DE VENTE de filets, lignes, hameçons, etc.		CHANTIERS DE CONSTRUCTION.				
	Nom-bre.	Per-sonnel em-ployé.	Nom-bre.	Per-sonnel em-ployé.	Nom-bre.	Per-sonnel em-ployé.	Nom-bre.	Per-sonnel em-ployé.	Nom-bre.	Per-sonnel em-ployé.	Nom-bre.	Per-sonnel em-ployé.	Nom-bre.	Per-sonnel em-ployé.	Nom-bre.	Per-sonnel em-ployé.	Nom-bre.	Per-sonnel em-ployé.	BATEAUX CONSTRUITS.				
																			Nom-bre.	Ton-nage.	Valeur.		
Saint-Malo.....	(a) 1	12	"	"	"	"	"	"	"	"	"	"	"	"	"	"	"	2	95	9	2,950	2,950,000	
Pleurtaut.....	"	"	"	"	"	"	"	"	"	"	"	"	"	"	"	"	"	5	110	(b) 78	627	674,000	
Saint-Jacut-de-la-Mer.....	"	"	"	"	"	"	"	"	11	11	"	"	"	"	"	"	"	"	"	"	"	"	
Dinan.....	"	"	"	"	"	"	"	"	"	"	"	"	"	"	"	"	2	4	"	"	"	"	
Plévenon.....	"	"	"	"	"	"	"	"	4	4	"	"	"	"	"	"	"	"	"	"	"	"	
Pléneuf.....	"	"	"	"	"	"	"	"	"	"	"	"	"	1	1	2	3	"	"	"	"	"	
Le Légué.....	"	"	"	"	"	"	"	"	10	10	"	"	"	"	"	"	1	1	"	"	"	"	
Binic.....	"	"	"	"	"	"	"	"	"	"	"	"	"	1	4	"	"	1	81	3	678	712,500	
Portrieux.....	"	"	"	"	"	"	"	"	1	1	"	"	"	"	"	"	"	"	"	"	"	"	
Plouézec.....	"	"	"	"	"	"	"	"	4	8	"	"	"	"	"	"	"	"	"	"	"	"	
Paimpol.....	"	"	"	"	"	"	"	"	3	9	"	"	"	4	10	"	"	2	15	"	"	"	
Pleubian.....	"	"	"	"	"	"	"	"	1	5	"	"	"	1	4	"	"	"	"	"	"	"	
Tréguier.....	"	"	"	"	"	"	"	"	3	3	"	"	"	3	7	3	7	1	3	1	5	4,000	
Port-Blanc.....	"	"	"	"	"	"	"	"	2	4	"	"	"	"	"	"	"	"	"	"	1	1	1,500
Perros-Guirec.....	"	"	"	"	"	"	"	"	2	6	"	"	"	2	4	2	4	1	3	(c) 8	6	3,700	
Lannion.....	"	"	"	"	"	"	"	"	2	15	"	"	"	"	"	"	"	"	"	"	"	"	
Morlaix.....	"	"	"	"	"	"	"	"	"	"	"	"	"	"	"	"	"	1	1	9	34	49,800	
Roscoff.....	"	"	"	"	"	"	"	"	4	10	"	"	"	2	2	2	2	1	3	7	37	39,000	
Plounéour-Trez.....	"	"	"	"	"	"	1	13	4	4	"	"	"	"	"	"	"	"	"	"	"	"	
Plouguerneau.....	"	"	"	"	"	"	1	20	5	14	"	"	"	15	30	2	4	2	6	12	36	18,000	
L'Aberwrach.....	"	"	"	"	"	"	1	37	1	6	"	"	"	1	2	1	2	6	12	23	67	36,850	
Porspoder.....	"	"	"	"	"	"	1	25	2	2	"	"	"	"	"	"	"	1	3	19	46	35,320	
Ouessant.....	"	"	"	"	"	"	"	"	3	3	"	"	"	3	3	3	3	"	"	"	"	"	
Molène.....	"	"	"	"	"	"	"	"	5	6	"	"	"	4	4	4	4	"	"	"	"	"	
Le Conquet.....	"	"	"	"	"	"	3	61	3	8	"	"	"	2	6	3	4	2	7	2	3	7,500	
Brest.....	"	"	"	"	"	"	"	"	4	27	1	8	"	4	14	4	14	3	56	"	"	"	
Plougastel-Daoulas.....	"	"	"	"	"	"	"	"	9	9	"	"	"	5	5	"	"	1	2	"	"	"	
Le Faou.....	1	22	"	"	"	"	"	"	4	44	"	"	"	3	17	"	"	"	"	"	"	"	

(a) Sécheries.

(b) De plus : 8 navires ont été réparés pour une valeur de 1,100,000 francs. — (c) Plus 5 canots évalués 2,500 francs.

PORTS.	FABRIQUES de CONSERVES de poissons.		ATELIERS de SALAISONS ou de fumaisons.		FABRIQUES d'ENGRAIS, de colle ou d'huile de poisson.		USINES pour la TRANSFORMATION des herbes marines (soude, iode, etc.).		MAREYEURS ou EXPÉDITEURS de poissons.	
	Nom-bre.	Per-sonnel em-ployé.	Nom-bre.	Per-sonnel em-ployé.	Nom-bre.	Per-sonnel em-ployé.	Nom-bre.	Per-sonnel em-ployé.	Nom-bre.	Per-sonnel em-ployé.
Port-Launay.....	"	"	"	"	"	"	"	"	2	2
Camaret.....	3	180	"	"	"	"	"	"	8	48
Crozon.....	1	28	"	"	"	"	"	"	"	"
Douarnenez.....	23	1,850	8	8	1	12	"	"	30	160
Audierne.....	(a) 12	862	"	"	1	2	2	36	10	80
Penmarch.....	10	575	"	"	"	"	2	27	4	17
Guilvinec.....	5	958	2	14	1	2	"	"	12	168
Pont-l'Abbé.....	4	175	"	"	"	"	2	20	3	27
Quimper.....	1	"	"	"	"	"	"	"	4	12
Concarneau.....	29	2,221	"	"	1	8	"	"	7	46
Doélan.....	4	210	"	"	"	"	"	"	3	15
Lorient.....	11	420	"	"	"	"	"	"	21	70
Port-Louis.....	5	160	1	4	"	"	"	"	6	13
Groix.....	3	165	"	"	"	"	"	"	"	"
Etel.....	5	278	"	"	"	"	"	"	3	10
La Trinité-sur-Mer.....	"	"	"	"	"	"	"	"	4	8
Quiberon.....	6	556	3	19	"	"	2	24	7	64
Auray.....	"	"	"	"	"	"	"	"	"	"
Vannes.....	"	"	"	"	"	"	"	"	"	"
Séné.....	"	"	"	"	"	"	"	"	"	"
Port-Navalo.....	"	"	1	5	"	"	"	"	"	"
La Roche-Bernard.....	"	"	"	"	"	"	"	"	10	10
Le Palais.....	3	265	"	"	1	5	"	"	5	9
Sauzon.....	1	73	"	"	"	"	"	"	"	"
Piriac-sur-Mer.....	1	40	(d) 2	"	"	"	"	"	"	"
La Turballe.....	5	162	"	"	"	"	"	"	5	50
Le Croisic.....	1	84	"	"	"	"	"	"	12	35
Le Pouliguen.....	"	"	"	"	"	"	"	"	3	10

(a) 10 en fonction. — (b) Ces chantiers s'occupent de réparations de yachts et de navires de commerce. — (c) De plus, 6 canots d'une valeur de 54,000 francs ont été construits. — (d) N'ont pas fonctionné.

FABRIQUES DE GLACE.	DÉPÔTS DE SEL.	FABRIQUES ou MAISONS DE VENTE de cordages, voiles ou agrès.		FABRIQUES ou MAISONS DE VENTE de filets, lignes, hameçons, etc.		CHANTIERS DE CONSTRUCTION.				
		Nom-bre.	Per-sonnel em-ployé.	Nom-bre.	Per-sonnel em-ployé.	Nom-bre.	Per-sonnel em-ployé.	BATEAUX CONSTRUITS.		
Nom-bre.	Per-sonnel em-ployé.	Nom-bre.	Per-sonnel em-ployé.	Nom-bre.	Per-sonnel em-ployé.	Nom-bre.	Per-sonnel em-ployé.	Nom-bre.	Ton-nage.	Valeur.
"	"	"	"	"	"	1	1	2	1	600
"	"	"	"	6	6	5	100	34	510	510,000
"	"	"	"	"	"	2	6	6	24	24,000
2	22	2	5	10	43	4	24	31	296	202,000
"	"	12	"	4	12	4	17	19	43	40,000
"	"	"	"	4	9	1	2	4	7	10,000
1	5	6	6	5	6	3	9	20	101	100,007
"	"	"	"	7	11	6	14	102	279	279,000
1	17	"	"	2	6	3	20	28	86	83,000
"	"	"	"	8	36	4	93	27	364	254,800
"	"	"	"	"	"	1	2	6	20	12,000
2	6	2	6	"	"	2	95	5	65	85,000
1	3	1	2	15	24	5	26	45	330	100,000
"	"	"	"	"	"	"	"	"	"	"
"	"	"	"	2	7	2	6	2	2	2,100
"	6	2	2	1	2	1	3	20	20	6,000
"	"	"	"	4	10	"	"	"	"	"
"	"	"	"	1	2	3	12	12	65	52,000
"	"	"	"	2	6	(b) 2	7	"	"	"
"	"	"	"	1	2	"	"	"	"	"
"	"	"	"	"	"	"	"	"	"	"
1	3	"	"	2	14	1	88	(c) 6	360	480,000
"	"	"	"	"	"	"	"	"	"	"
"	"	"	"	"	"	"	"	"	"	"
"	"	(e) 5	"	(f) 2	"	"	"	"	"	"
"	"	2	12	1	2	2	8	8	54	62,000
"	"	"	"	"	"	"	"	"	"	"

(e) Les dépôts de sel appartiennent aux mareyeurs, ils emploient leur personnel. — (f) La coopérative de la marine vend cordages, etc.

PORTS.	FABRIQUES de CONSERVES de poissons.		ATELIERS de SALAISONS ou de fumaisons.		FABRIQUES d'ENGRAIS, de colle ou d'huile de poisson.		USINES pour la TRANSFORMATION des herbes marines (soude, iode, etc.).		MAREYEURS ou EXPÉDITEURS de poissons.		FABRIQUES DE GLACE.		DÉPÔTS DE SEL.		FABRIQUES ou MAISONS DE VENTE de cordages, voiles ou agrès.		FAOBRIUES ou MAISONS DE VENTE de filets, lignes, hameçons, etc.		CHANTIERS DE CONSTRUCTION				
	Nom-bre.	Per-sonnel em-ployé.	Nom-bre.	Per-sonnel em-ployé.	Nom-bre.	Per-sonnel em-ployé.	Nom-bre.	Per-sonnel em-ployé.	Nom-bre.	Per-sonnel em-ployé.	Nom-bre.	Per-sonnel em-ployé.	Nom-bre.	Per-sonnel em-ployé.	Nom-bre.	Per-sonnel em-ployé.	Nom-bre.	Per-sonnel em-ployé.	BATEAUX CONSTRUITS.				
																			Nom-bre.	Per-sonnel em-ployé.	Nom-bre.	Ton-nage.	Valeur.
Saint-Nazaire.....	"	"	"	"	"	"	"	"	3	9	1	7	"	"	4	18	3	5	"	"	"	"	"
Paimbœuf.....	"	"	"	"	"	"	"	"	"	"	"	"	"	1	74	"	"	1	16	14	70	32,200	
Basse-Indre.....	"	"	"	"	"	"	"	"	2	7	"	"	"	"	"	"	"	"	1	2	3	3	6,000
Nantes.....	"	"	"	"	"	"	"	"	1	4	2	12	1	6	6	33	2	52	4	22	16	30	62,800
Pornic.....	"	"	"	"	"	"	"	"	1	2	"	"	"	"	1	2	"	"	1	6	2	13	22,000
Noirmoutier.....	3	160	"	"	"	"	"	"	4	11	"	"	"	"	3	6	3	6	3	20	27	36	31,600
Barbâtre.....	4	24	"	"	"	"	"	"	"	"	"	"	"	"	"	"	"	"	"	"	"	"	"
Beauvoir-sur-Mer.....	1	"	"	"	"	"	"	"	3	6	"	"	"	"	4	4	"	"	"	"	"	"	"
Île-d'Yeu.....	4	518	"	"	"	"	"	"	4	14	1	2	1	2	3	11	"	"	2	10	18	58	73,756
Saint-Gilles-sur-Vie.....	7	516	"	"	"	"	"	"	16	67	"	"	3	4	4	5	4	4	2	2	"	"	"
Sables-d'Olonne.....	14	2,139	"	"	1	4	"	"	20	137	1	5	2	2	3	7	5	13	4	60	20	316	320,000
L'Aiguillon-sur-Mer.....	"	"	"	"	"	"	"	"	7	7	"	"	"	"	"	"	"	"	"	"	"	"	"
Marans.....	"	"	"	"	"	"	"	"	8	8	"	"	"	"	3	3	"	"	2	5	6	8	11,000
La Rochelle.....	3	100	(a) 3	50	2	23	"	"	60	44	2	14	3	12	12	18	"	"	3	138	1	6	18,000
Saint-Martin-de-Ré.....	"	"	"	"	"	"	"	"	1	1	"	"	2	32	"	"	"	"	2	18	3	5	2,000
La Flotte.....	"	"	"	"	"	"	"	"	2	9	"	"	"	"	"	"	"	"	2	4	"	"	"
Château-d'Oléron.....	"	"	"	"	"	"	"	"	5	19	1	3	"	"	3	5	2	3	2	3	1	8	8,000
Fouras.....	"	"	"	"	"	"	"	"	1	1	"	"	"	"	1	1	1	1	1	1	"	"	"
Marennes.....	"	"	"	"	"	"	"	"	2	3	"	"	"	"	3	1	2	5	6	26	154	33,000	
La Tremblade.....	"	"	"	"	"	"	"	"	3	5	"	"	"	"	2	2	2	2	2	4	34	57	19,000
L'Éguille.....	"	"	"	"	"	"	"	"	10	10	"	"	"	"	4	2	4	2	2	1	3	2,500	
Royan.....	"	"	"	"	"	"	"	"	10	21	1	2	"	"	2	3	2	3	1	10	2	14	60,000
Mortagne-sur-Gironde.....	"	"	"	"	"	"	"	"	1	1	"	"	"	"	"	"	"	"	1	1	"	"	"
Blaye.....	"	"	"	"	"	"	"	"	2	4	"	"	"	"	1	2	"	"	"	"	"	"	"
Pauillac.....	"	"	"	"	"	"	"	"	"	"	"	"	"	"	"	"	"	"	(b) 2	6	"	"	"
Branne.....	"	"	"	"	"	"	"	"	"	"	"	"	"	"	1	2	2	75	3	17	28	30	22,000
Libourne.....	"	"	"	"	"	"	"	"	6	6	1	3	2	4	2	4	2	4	3	20	5	10	10,000
Podensac.....	"	"	"	"	"	"	"	"	"	"	"	"	"	"	"	"	"	"	2	11	2	4	3,000

(a) Dont 2 sécheries employant 51 personnes. — (b) Chantiers peu importants, ne font que des réparations.

PORTS.	FABRIQUES de CONSERVES de poissons.		ATELIERS de SALAISONS ou de fumaisons.		FABRIQUES d'ENGRAIS, de colle ou d'huile de poisson.		USINES pour la TRANSFORMATION des herbes marines (soude, iode, etc.).		MAREYEURS ou EXPÉDITEURS de poissons.		FABRIQUES DE GLACE.		DÉPÔTS DE SEL.		FABRIQUES ou MAISONS DE VENTE de cordages, voiles ou agrès.		FABRIQUES ou MAISONS DE VENTE de filets, lignes, hameçons, etc.		CHANTIERS DE CONSTRUCTION.				
	Nom-bre.	Per-sonnel em-ployé.	Nom-bre.	Per-sonnel em-ployé.	Nom-bre.	Per-sonnel em-ployé.	Nom-bre.	Per-sonnel em-ployé.	Nom-bre.	Per-sonnel em-ployé.	Nom-bre.	Per-sonnel em-ployé.	Nom-bre.	Per-sonnel em-ployé.	Nom-bre.	Per-sonnel em-ployé.	Nom-bre.	Per-sonnel em-ployé.	BATEAUX CONSTRUITS.				
																			Nom-bre.	Ton-nage.	Valeur.		
Bordeaux.....	26	620	"	"	"	"	"	"	"	"	11	90	10	110	20	205	6	110	30	570	"	"	"
Gujan-Mestras.....	4	409	"	"	1	3	"	"	9	22	"	"	2	2	4	4	4	4	6	30	29	127	53,000
Arès.....	"	"	"	"	"	"	"	"	25	85	"	"	"	"	1	2	3	9	4	4	18	18	18,000
La Teste.....	"	"	"	"	"	"	"	"	2	4	"	"	"	"	2	15	2	18	3	16	(a) 32	92	33,000
Arcachon.....	4	76	"	"	"	"	"	"	6	48	1	8	"	"	4	7	4	7	8	209	21	101	366,000
Capbreton.....	1	"	"	"	"	"	"	"	6	16	"	"	"	"	"	"	1	2	2	4	6	10	4,000
Port-de-Lanne.....	"	"	"	"	"	"	"	"	4	8	"	"	"	"	2	2	"	"	1	2	16	16	5,600
Urt.....	"	"	"	"	"	"	"	"	3	6	"	"	"	"	"	"	"	"	5	15	12	12	4,800
Bayonne.....	"	"	"	"	"	"	"	"	4	12	1	9	1	15	3	9	3	7	3	12	12	19	35,600
Saint-Jean-de-Luz.....	5	194	5	30	"	"	"	"	10	75	1	3	1	1	"	"	1	3	3	30	8	37	129,600
Banyuls sur-Mer.....	"	"	1	5	1	4	"	"	"	"	"	"	"	"	2	4	"	"	2	2	3	5	4,000
Collioure.....	"	"	22	306	"	"	"	"	19	60	"	"	"	"	"	"	"	"	(b)	"	"	"	"
Leucate.....	"	"	"	"	"	"	"	"	1	8	"	"	"	"	"	"	"	"	(c)	"	"	"	"
La Nouvelle.....	"	"	"	"	"	"	"	"	5	15	"	"	"	"	1	2	1	2	"	"	"	"	"
Valras-la-Plage.....	"	"	"	"	"	"	"	"	10	18	"	"	"	"	1	2	1	2	1	1	4	2	1,500
Bages.....	"	"	"	"	"	"	"	"	3	3	"	"	"	"	"	"	"	"	"	"	"	"	"
Gruissan.....	"	"	"	"	"	"	"	"	3	6	"	"	"	"	"	"	"	"	2	2	"	"	"
Agde.....	"	"	"	"	"	"	"	"	2	6	1	3	"	"	2	5	1	2	1	4	12	12	8,400
Bouzigues.....	"	"	"	"	"	"	"	"	11	39	"	"	"	"	"	"	"	"	"	"	"	"	"
Cette.....	"	"	3	19	"	"	"	"	10	25	"	"	"	"	"	"	"	"	"	"	"	"	"
Palavas.....	"	"	"	"	"	"	"	"	9	20	"	"	"	"	"	"	"	"	2	4	55	55	19,400
Aigues-Mortes.....	"	"	"	"	"	"	"	"	6	12	"	"	"	"	2	2	"	"	"	"	"	"	"
Port-de-Bouc.....	"	"	"	"	"	"	"	"	"	"	"	"	"	"	"	"	"	"	3	522	1	2	1,800
Berre.....	"	"	"	"	"	"	"	"	"	"	1	60	"	"	"	"	"	"	"	"	"	"	"
Martigues.....	"	"	4	10	"	"	"	"	4	12	1	2	1	2	3	5	"	"	3	50	12	12	9,600
Marseille.....	1	45	1	6	"	"	"	"	40	95	14	106	2	25	40	255	3	9	6	90	73	144	1,444,700
L'Estaque.....	"	"	"	"	"	"	"	"	"	"	"	"	"	"	"	"	"	"	3	6	18	31	22,100
Mazargues.....	"	"	"	"	"	"	"	"	"	"	"	"	"	"	1	220	"	"	"	"	"	"	"

(a) De plus, 20 canots sardiniens à 150 francs chacun. — (b) Il a été construit un canot de o t. 72, valeur 800 francs. — (c) Il a été construit 2 bateaux de 2 tonnes, valeur 1,500 francs.

PORTS.	FABRIQUES de CONSERVES de poissons.		ATELIERS de SALAISONS ou de fumaisons.		FABRIQUES d'ENGRAIS, de colle ou d'huile de poisson.		USINES pour la TRANSFORMATION des herbes marines (soude, iode, etc.).		MAREYEURS ou EXPÉDITEURS de poissons.		FABRIQUES DE GLACE.		DÉPÔTS DE SEL.		FABRIQUES ou MAISONS DE VENTE de cordages, voiles ou agrès.		FABRIQUES ou MAISONS DE VENTE de filets, lignes, hameçons, etc.		CHANTIERS DE CONSTRUCTION.				
	Nom-bre.	Per-sonnel em-ployé.	Nom-bre.	Per-sonnel em-ployé.	Nom-bre.	Per-sonnel em-ployé.	Nom-bre.	Per-sonnel em-ployé.	Nom-bre.	Per-sonnel em-ployé.	Nom-bre.	Per-sonnel em-ployé.	Nom-bre.	Per-sonnel em-ployé.	Nom-bre.	Per-sonnel em-ployé.	Nom-bre.	Per-sonnel em-ployé.	BATEAUX CONSTRUITS.				
																			Nom-bre.	Ton-nage.	Valeur.		
La Ciotat.....	"	"	"	"	"	"	"	"	5	5	1	3	"	"	1	3	"	"	2	22	9	32	72,000
Saint-Tropez.....	"	"	"	"	"	"	"	"	4	4	1	3	"	"	"	"	"	"	3	8	18	62	61,500
Saint-Raphaël.....	"	"	"	"	"	"	"	"	3	4	"	"	"	"	"	"	"	"	1	1	1	2	2,500
Cannes.....	"	"	"	"	"	"	"	"	2	4	3	12	"	"	1	1	1	2	(a) 1	10	"	"	"
Antibes.....	"	"	1	3	"	"	"	"	"	"	"	"	"	"	2	2	"	"	3	30	3	35	180,000
Cros-de-Cagne.....	"	"	2	6	"	"	"	"	"	"	"	"	"	"	"	"	2	2	3	8	12	20	20,000
Nice.....	"	"	"	"	"	"	"	"	"	"	2	11	1	4	"	"	1	4	(a) 1	1	"	"	"
Villefranche.....	"	"	3	13	"	"	"	"	2	6	"	"	"	"	2	4	"	"	3	3	1	1	1,200
Bastia.....	"	"	"	"	"	"	"	"	5	9	"	"	1	"	1	"	"	"	4	5	8	11	10,000
Macinaggio.....	"	"	"	"	"	"	"	"	"	"	"	"	1	3	"	"	"	"	"	"	"	"	"
Île Rousse.....	"	"	"	"	"	"	"	"	"	"	"	"	"	"	3	3	"	"	"	"	"	"	"
La Calle.....	1	33	3	36	"	"	"	"	"	"	"	"	"	"	"	"	"	"	"	"	"	"	"
Bône.....	"	"	3	9	"	"	"	"	14	21	1	3	"	"	3	6	2	2	3	9	2	2	20,000
Philippeville.....	4	"	5	470	"	"	"	"	4	16	1	"	"	"	"	"	2	2	2	4	9	15	15,000
Collo.....	"	"	3	24	"	"	"	"	3	3	"	"	"	"	"	"	3	3	"	"	"	"	"
Djidjelli.....	1	70	6	100	"	"	"	"	"	"	1	(b) "	"	"	"	"	"	"	"	"	"	"	"
Bougie.....	4	12	"	"	"	"	"	"	3	10	"	"	1	"	1	4	"	"	2	8	1	2	2,000
Dellys.....	"	"	"	"	"	"	"	"	30	30	"	"	"	"	"	"	"	"	1	1	3	2	2,000
Alger.....	"	"	19	100	"	"	"	"	"	"	"	"	"	"	"	"	"	"	4	10	25	35	55,000
Castiglione.....	7	180	48	272	"	"	"	"	"	"	"	"	"	"	"	"	"	"	2	5	6	10	14,100
Cherchell.....	1	4	3	6	"	"	"	"	7	7	"	"	2	2	"	"	"	"	"	"	"	"	"
Ténès.....	1	63	3	9	"	"	"	"	3	3	"	"	1	1	"	"	"	"	"	"	"	"	"
Arzew.....	"	"	2	7	"	"	"	"	9	19	"	"	2	3	2	2	2	3	2	15	2	4	7,500
Oran.....	3	85	5	90	"	"	"	"	10	33	1	20	1	15	4	25	6	35	9	60	33	54	87,500
Nemours.....	2	60	3	44	"	"	"	"	1	"	1	"	"	"	"	"	1	"	"	"	"	"	"
TOTAUX.....	247	14,646	306	4,511	12	116	15	272	1,004	4,086	79	526	81	324	369	1,735	249	1,035	324	3,582	1,371	10,026	10,849,963

(a) S'occupe de réparations. — (b) Annexe de l'usine électrique.

TABLE ANALYTIQUE.

	Pages
I. — Renseignements généraux. — Rapport au Sous-Secrétaire d'État.....	7
TABLEAUX ANNEXES :	
1° Graphique de la pêche de la morue de 1897 à 1921; 2° graphique de la pêche du hareng de 1897 à 1921; 3° graphique de la pêche à la sardine de 1897 à 1921; 4° graphique pour l'ostréiculture. — Rendement en nombre et en valeur de 1897 à 1921.....	13
II et III. — Tableaux comparatifs des résultats de la pêche (<i>pêche en bateau et pêche à pied</i>) et de l'ostréiculture (<i>huîtres indigènes et huîtres portugaises</i>) pour les années 1910 à 1921 et rendement des différentes pêches en 1921.....	23
IV. — Tableaux d'ensemble de l'armement (<i>Matériel et Personnel</i>) et du rendement de la pêche.....	31
I. Pêche en bateau. — Importance des entreprises de pêche (nombre de bateaux, tonnage et valeur). — Valeur des engins. — Rendement économique et commercial de la pêche en bateau.....	32
II. Pêche en bateau. — Renseignements sur le tonnage des bateaux de pêche.....	58
III. Pêche en bateau. — Renseignements sur le personnel (importance numérique, professions, âges des marins, industries exercées accessoirement).....	82
IV. Pêche à pied. — Importance numérique des pêcheurs et rendement.	106
V. — Pêche en mer. — Grande pêche :	
1° Terre-Neuve et Islande. — Rendement par ports d'armement des bateaux pêcheurs et par ports de débarquement des produits de la pêche.	114 et 116
2° Tableau détaillé des primes allouées pour encouragements aux pêches maritimes, en 1921.....	118
3° Tableau comparatif des primes allouées pour encouragements aux pêches maritimes, de 1854 à 1921.....	120
VI. — Pêche en bateau :	
Grande pêche. — Pêche au large et pêche côtière. — Étangs salés et partie maritime des fleuves et rivières. — Quantités et valeur des produits pêchés par les bateaux de chaque syndicat.....	123

	Pages.
VII. — Pêche à pied.....	163
VIII, IX et X. — Ostréiculture; mytiliculture et établissements coquilliers; réservoirs à poissons et à crustacés.....	187
XI. — Industries connexes.....	199

TABLE ALPHABÉTIQUE.

	Pages.
Conserves de poissons (Fabriques de).....	200
Construction de bateaux de pêche (Chantiers de).....	201
Coquilliers (Établissements).....	194
Cordages, voiles et agrès, etc. (Fabriques et maisons de vente de).....	201
Engrais, colle ou huile de poisson (Fabriques d').....	200
Filets, lignes, hameçons, etc. (Fabriques ou maisons de vente de).....	201
Fumaisons ou salaisons (Ateliers de).....	200
Glace (Fabriques de).....	201
Grande pêche.....	113
Hareng (Pêche du). — Voir <i>Graphique pour la période 1896-1921</i>	12
Industries connexes.....	199
Iode (Voir <i>Usines pour la transformation des herbes marines</i>).	
Islande (Pêche d').....	116-117
Mareyeurs ou expéditeurs de poissons.....	00
Morue (Pêche de la). — Voir <i>Grande pêche</i> .	
Voir aussi <i>Graphique pour la période 1896-1921</i>	12
Mytiliculture.....	194
Ostréiculture.....	188
Voir aussi <i>Graphique du rendement en nombre et en valeur pour la période 1896-1921</i>	12
Pêche à pied.....	163
Pêche au large.....	31-123
Pêche en mer, dans la partie salée des fleuves et rivières et dans les étangs salés.....	123
Personnel de la pêche en bateau.....	82
Personnel de la pêche à pied.....	106
Primes allouées pour encouragements aux pêches maritimes.....	118-120
Réparations de bateaux de pêche (Chantiers de).....	201
Réservoirs à poissons.....	196
— à crustacés.....	197

	Pages.
Rogue de morue	124
Salaisons (Ateliers de)	200
Sardine (Pêche de la). <i>Voir Graphique de la pêche de la sardine, pour la période 1896-1921.</i>	12
Sel (Dépôts de)	201
Soude. — <i>Voir Usines pour la transformation des herbes marines.</i>	
Terre-Neuve (Pêche à)	114 115
Usines pour la transformation des herbes marines (soude, iode, etc.)	200