

STATISTIQUE

DES

PÊCHES MARITIMES

---

ANNÉE 1922

RÉPUBLIQUE FRANÇAISE

MINISTÈRE DES TRAVAUX PUBLICS

SOUS-SECRETARIAT D'ÉTAT  
DES PORTS, DE LA MARINE MARCHANDE ET DES PÊCHES

SERVICE DES PÊCHES MARITIMES. — BUREAU DES QUESTIONS ÉCONOMIQUES  
CONCERNANT LES PÊCHES MARITIMES ET ENCOURAGEMENTS AUX PÊCHES

STATISTIQUE

DES

PÊCHES MARITIMES

ANNÉE 1922



PARIS

IMPRIMERIE NATIONALE

1924



STATISTIQUE  
DES  
PÊCHES MARITIMES.

---

ANNÉE 1922.

---

I

RENSEIGNEMENTS GÉNÉRAUX.

---

RAPPORT  
AU SOUS-SECRÉTAIRE D'ÉTAT  
CHARGÉ DES PORTS, DE LA MARINE MARCHANDE  
ET DES PÊCHES.

---

J'ai l'honneur de remettre au Sous-Secrétaire d'État les statistiques des pêches maritimes, de la mytiliculture et de l'ostréiculture pour l'année 1922.

Les remarques que comportent ces statistiques sont les suivantes :

1° *Matériel.*

Le nombre des navires de pêche, qui était de 21,440 en 1921, atteint 22,149 en 1922.

L'augmentation porte principalement sur les bateaux à propulsion mécanique, dont le nombre passe de 819 à 968, soit un accroissement

de 18.19 p. 100 et le tonnage de 4,589 à 4,925, correspondant à un accroissement de 7.32 p. 100.

La flotte des bateaux à vapeur, qui comprenait, en 1921, 436 navires d'un tonnage global de 75,183 tonneaux, est constitué, en 1922, par 476 navires correspondant à un tonnage de 84,772 tonneaux. Ces chiffres révèlent un accroissement de 9.17 p. 100 quant au nombre et de 12.7 p. 100 quant au tonnage.

Le tableau ci-dessous fait connaître les variations d'importance du matériel navire de 1914 à 1922 :

ANNÉES.	NOMBRE DES BATEAUX.			TONNAGE DES BATEAUX.			VALEUR DES BATEAUX.		
	Vapeurs.	Bateaux à propulsion mécanique.	Voiliers.	Vapeurs.	Bateaux à propulsion mécanique.	Voiliers.	VAPEURS.	BATEAUX à propulsion mécanique.	VOILIERS.
1914 .....	347	375	25,946	66,604	1,865	201,130	33,999,832	2,164,250	45,298,102
1915 .....	148	267	pontés	16,160	844	pontés	10,656,400	841,350	pontés
			2,493			59,373			16,795,530
1916 .....	84	260	non pontés	5,166	1,036	non pontés	4,837,000	946,466	non pontés
			12,412			36,366			6,362,184
1917 .....	85	331	pontés	4,491	1,486	pontés	4,722,000	1,166,400	pontés
			2,462			70,939			19,991,051
1918 .....	94	423	non pontés	7,755	1,830	non pontés	7,073,000	2,207,450	non pontés
			11,951			36,023			6,478,673
1919 .....	331	570	pontés	48,341	2,964	pontés	61,084,090	4,639,859	pontés
			2,240			51,702			26,937,290
1920 .....	379	689	non pontés	57,407	3,567	non pontés	82,098,090	5,691,675	non pontés
			12,267			37,656			7,078,219
1921 .....	436	819	pontés	75,183	4,589	pontés	115,334,500	8,466,480	pontés
			2,496			55,434			29,183,851
1922 .....	476	968	non pontés	84,772	4,925	non pontés	125,213,000	9,926,400	non pontés
			3,032			75,005			47,336,350
			3,102			76,611			55,775,455
			16,480			50,961			18,658,822
			3,150			92,171			88,729,680
			17,035			50,092			23,259,770
			3,346			97,516			78,065,346
			17,359			52,204			28,141,999

Il convient de signaler la mise en pratique, au cours de l'année 1922, d'un engin de pêche nouveau : le chalut *Vigneron Dahl*, dont la puissance de capture paraît devoir augmenter dans de très fortes proportions la quantité de poisson mise à terre par les bateaux qui l'ont adopté.

### 2° Personnel.

Le nombre total des personnes employées à la pêche s'est élevé à 116,684. 83,414 se sont livrées à la pêche en bateau et 33,270, dont 12,921 femmes et 5,172 enfants ont pratiqué la pêche à pied.

En 1921, le nombre total des pêcheurs était de 112,470. 82,100 étaient employés à la pêche en bateau et 30,370, dont 12,119 femmes et 5,054 enfants à la pêche à pied.

Le personnel est donc en augmentation de 4,214 unités (1,314 pour la pêche en bateau ; 2,900 pour la pêche à pied).

### 3° Production.

La valeur globale des produits de pêche en 1922 est de 565,741,064 fr., tandis qu'elle était de 533,387,200 francs en 1921. Elle est donc en 1922 en progression sur l'année précédente.

La production exprimée en kilogrammes a, au contraire, diminué ; elle est en 1922 de 223,058,398 kilogrammes alors qu'elle était, en 1921, de 230,587,267 kilogrammes,

Cette diminution porte sur les produits de la pêche côtière dont le rendement est très nettement inférieur. Au contraire, le rendement des grandes pêches accuse une augmentation importante. La quantité de morues pêchées s'élève à 43,679,666 kilogrammes, alors qu'elle était seulement de 35,671,407 kilogrammes en 1921. Ce rendement est cependant encore inférieur de près de 4 millions de kilogrammes à ce qu'il était en 1913.

L'augmentation en valeur, malgré la diminution en quantité, s'explique par l'élévation des cours du poisson. En effet, tandis qu'aux Halles centrales de Paris le prix de gros du poisson était, en 1921, voisin de 2 fr. 50, il atteint, en 1922, une valeur moyenne de 2 fr. 72.

Dans les régions de la Manche et de l'Océan, le rendement économique (valeur des produits pêchés par les bateaux armés dans le syndicat) et le rendement commercial (valeur des produits débarqués dans le syn-



dicat) ont progressé parallèlement. Ils ont au contraire diminué en Méditerranée.

Le rendement économique est, dans la région de la Manche, supérieur au rendement commercial. La situation est inverse dans la région de l'Océan. En Méditerranée, les valeurs s'équilibrent sensiblement.

Les chiffres traduisant le rendement économique et le rendement commercial pour chaque port sont, comme les années précédentes, indiqués au premier tableau d'ensemble de la section IV.

#### *Ostréiculture et Mytiliculture.*

Pour la saison 1921-1922, l'ostréiculture a produit, comme pour la saison 1920-21, un total de près de 648 millions d'huîtres. L'ensemble de la production n'a donc pas varié. Par contre, la valeur des produits a beaucoup augmenté; elle est, en effet, de plus de 42 millions de francs pour 1921-1922, alors qu'elle était seulement de 35 millions pour la saison précédente. Cette augmentation en valeur est due à l'élévation du prix de l'huître plate, dont la production continue de diminuer; elle passe, en effet, de près de 247 millions d'unités en 1920-1921 à 208 millions. La maladie signalée dans le précédent rapport a persisté pendant la saison 1921-1922.

La mytiliculture a produit 221,627 hectolitres de moules pour une valeur de 6,692,381 francs; la saison précédente avait produit 107,325 hectolitres pour une valeur de 3,958,183 francs.

J'ai l'honneur de proposer au Sous-Secrétaire d'État de faire tirer à 350 exemplaires la présente statistique qui sera répartie entre les Administrateurs de l'Inscription maritime et les personnalités et groupements qu'elle est susceptible d'intéresser.

*Le Directeur du Service des Pêches maritimes  
et du Personnel central,*

Signé : LECOURBE.

APPROUVÉ :

Paris, le 21 juin 1924.

*Le Sous-Secrétaire d'État,*

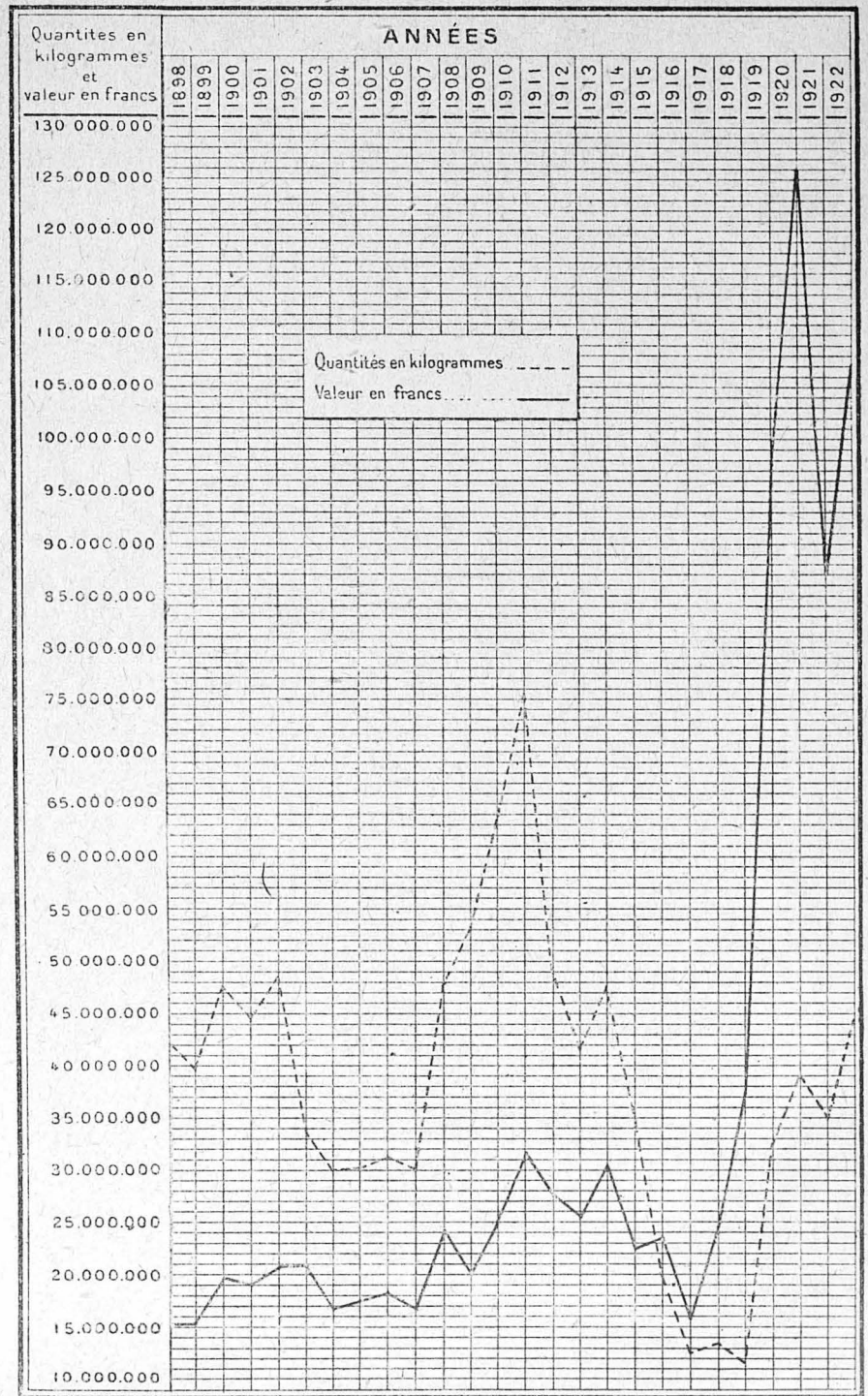
*chargé des ports, de la Marine marchande  
et des pêches,*

Signé : LÉON MEYER.

## TABLEAUX ANNEXES.

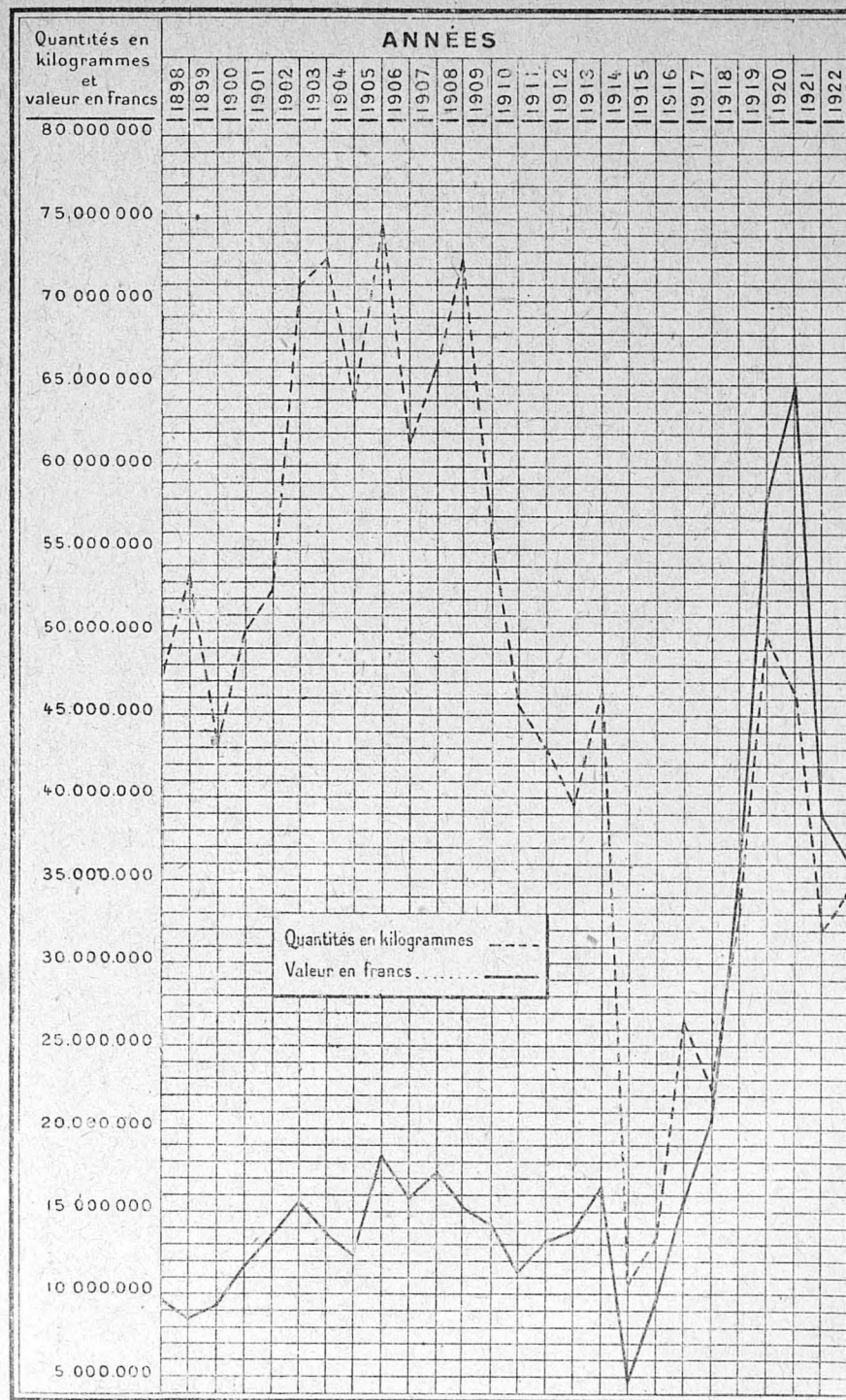
- 1° — Graphique de la pêche de la *morue* de 1898 à 1922;
- 2° — Graphique de la pêche du *hareng* de 1898 à 1922;
- 3° — Graphique de la pêche de la *sardine* de 1898 à 1922;
- 4° — Graphique pour l'*Ostréiculture*. — Rendement en nombre et en valeur de 1898 à 1922.

Pêche de la MORUE de 1898 à 1922

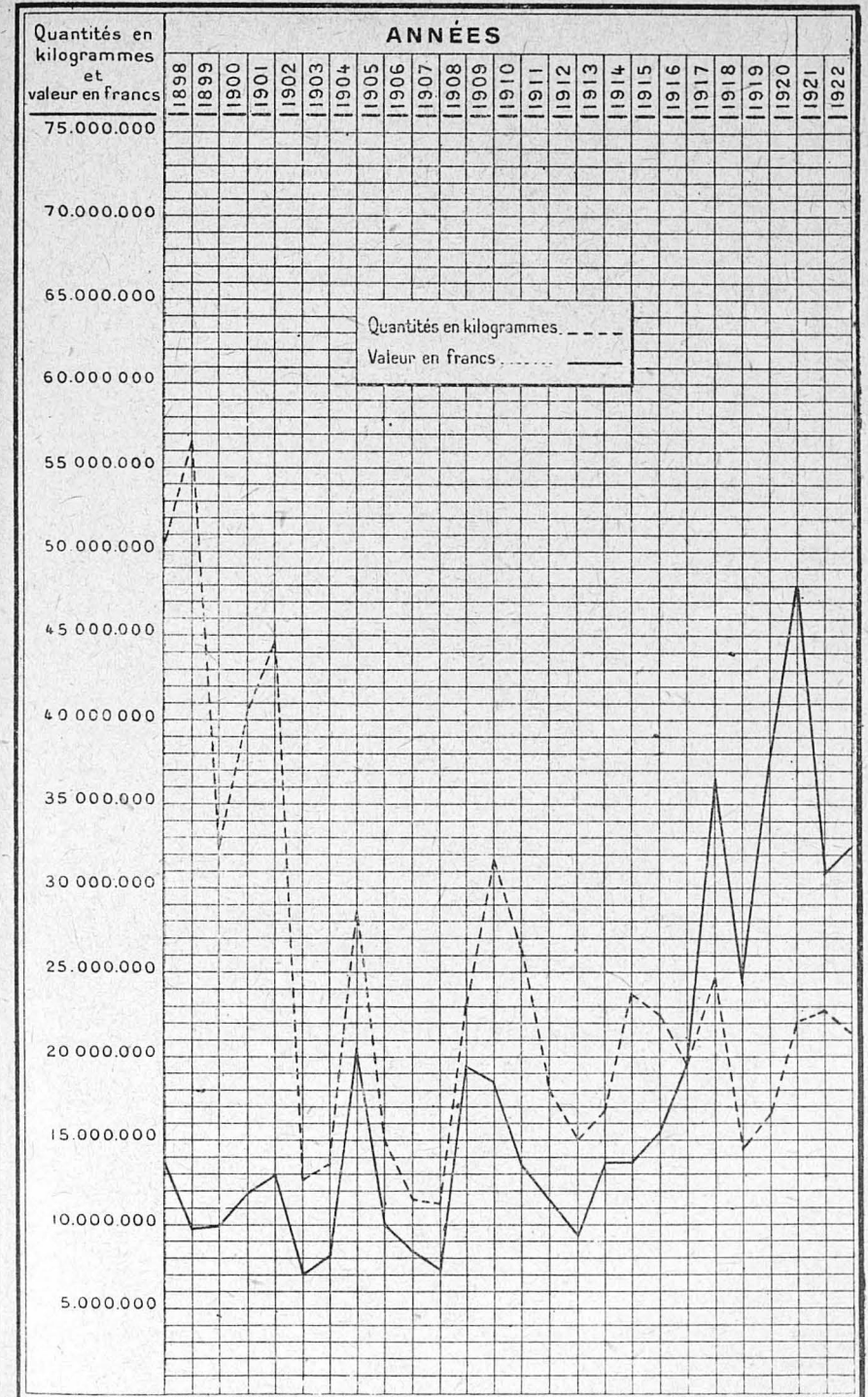




Pêche du HARENG de 1898 à 1922

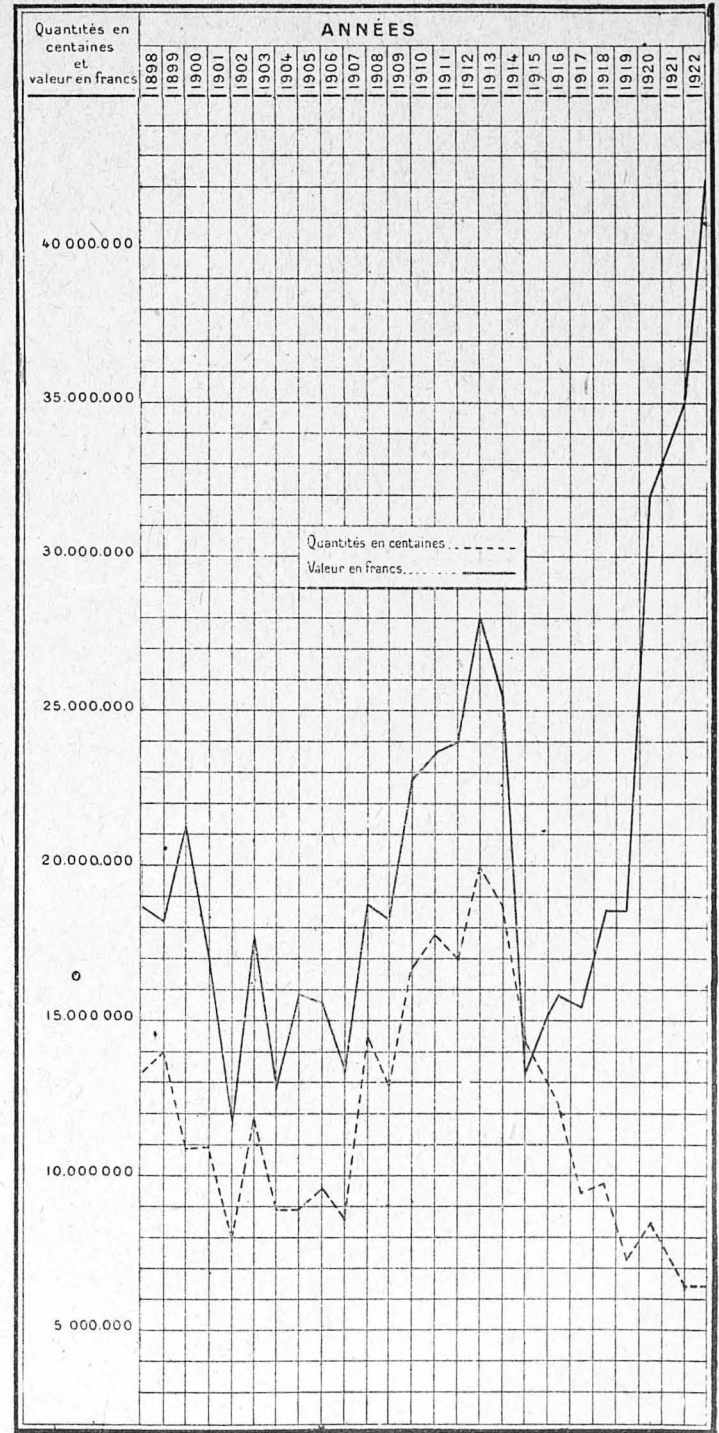


Pêche de la SARDINE de 1898 à 1922





OSTRÉICULTURE — Rendement en nombre et en valeur de 1898 à 1922



**II ET III**

**TABLEAUX COMPARATIFS**

*des résultats de la pêche (pêche en bateau et pêche à pied) et de l'ostréiculture (huîtres indigènes et huîtres portugaises) pour les années 1913 à 1922 et Rendement des différentes pêches en 1922.*



II. — TABLEAU comparatif des résultats de la pêche (pêche en bateau et pêche à pied) pour les années 1913 à 1922.

DÉSIGNATION DES PRODUITS.	UNITÉS de quan- tité.	1913.		1914.		1915.		1916.		1917.	
		QUANTITÉS.	VALEUR.	QUANTITÉS.	VALEUR.	QUANTITÉS.	VALEUR.	QUANTITÉS.	VALEUR.	QUANTITÉS.	VALEUR.
			francs.		francs.		francs.		francs.		francs.
<b>GRANDE PÊCHE.</b>											
Islande	Morue..... Kilogr.	12,379,753	7,517,330	12,803,166	8,349,524	2,640,687	2,094,118	1,306,294	2,218,589	892,532	2,303,297
	Rogue..... Idem.	248,515	115,662	252,700	90,032	20,708	12,421	43,888	35,110	13,350	26,133
	Huile..... Barils.	2,230	86,238	1,578	56,655	50	9,000	(b) 76,680	29,400	56,614	180,869
Feroë et Dogger-Bank	Morue..... Kilogr.	350,293	268,695	257,074	160,664	"	"	"	"	"	"
	Rogue..... Idem.	40	"	46	"	"	"	"	"	"	"
	Huile..... Barils.	4	1,600	46	1,040	"	"	"	"	"	"
Terre-Neuve	Morue..... Kilogr.	34,762,357	22,519,988	22,455,516	14,381,116	17,977,817	20,759,553	10,320,660	13,743,316	12,295,038	21,840,756
	Rogue..... Idem.	373,375	135,204	371,049	77,976	154,450	7,677	38,231	26,677	17,884	16,232
	Huile..... Barils.	1,567	123,538	452	41,036	974	147,236	(b) 73,292	61,210	48,832	63,436
Poissons divers de la côte occidentale d'Afrique.....	Kilogr.	68,000	122,000	35,000	68,000	150,000	150,000	282,000	301,900	312,700	442,690
<b>PÊCHE HAUTURIÈRE.</b>											
Harengs.....	Kilogr.	26,683,040	9,335,152	5,013,870	1,686,490	(A) "	"	"	"	"	"
Maquereaux.....	Idem.	1,745,380	1,047,452	1,774,165	1,111,848	"	"	"	"	"	"
Poissons divers.....	Idem.	25,449,383	20,713,212	16,031,047	15,837,851	"	"	"	"	"	"
Crustacés.....	Idem.	49,375	55,875	70,800	77,100	"	"	"	"	"	"
<b>PÊCHE CÔTIÈRE ET PÊCHE EN ÉTANG ET EN RIVIÈRE (Parties maritimes.) (A)</b>											
Cabillauds.....	Kilogr.					84,882	59,332	263,489	378,373	271,780	537,981
Merlus ou colins.....	Idem.					639,213	1,013,505	1,006,768	2,057,461	1,116,071	2,814,600
Turbots.....	Idem.					152,821	391,063	309,133	900,910	309,719	1,268,167
Barbes.....	Idem.					74,654	200,249	103,250	304,639	77,687	298,165
Carrelets ou plies.....	Idem.					1,523,183	1,614,573	2,918,596	4,071,993	2,981,594	5,231,852
Soles.....	Idem.					904,858	3,170,589	1,338,495	5,275,512	990,860	5,202,240
Congres.....	Idem.					1,408,124	1,387,382	1,279,409	1,172,143	1,320,081	2,110,428
Rais.....	Idem.					1,692,075	1,770,599	3,672,738	3,984,440	3,506,125	5,595,389
Mulets et bars.....	Idem.					801,076	1,435,671	896,304	1,931,754	1,220,862	3,377,840
Harengs.....	salés..... Idem.					2,434,960	1,748,189	3,904,031	2,781,366	4,264,702	3,822,545
	frais..... Idem.	20,012,467	6,966,492	5,556,230	2,837,153	9,892,049	7,272,020	22,778,613	12,299,875	18,420,427	17,740,789
Maquereaux.....	salés..... Idem.					68,655	58,440	182,632	229,190	"	"
	frais..... Idem.	9,185,385	5,117,036	7,186,141	4,689,555	4,884,533	4,539,702	5,202,093	6,562,582	3,820,324	7,148,431
Merlans.....	Idem.					2,655,141	2,739,707	3,263,088	3,967,620	3,697,385	5,863,349
Sardines.....	Idem.	16,715,439	13,510,546	23,737,927	13,622,684	21,642,809	15,329,466	19,258,843	19,532,014	24,552,045	36,186,156
Allachés.....	Idem.	786,017	149,484	965,490	377,567	"	"	"	"	"	"
Anchois et sprats.....	Idem.	5,019,085	1,788,923	3,226,966	949,866	"	"	"	"	"	"
Sprats.....	Idem.	"	"	"	"	2,762,391	898,605	1,228,448	646,789	412,852	218,526
Anchois.....	Idem.	"	"	"	"	1,387,414	842,294	1,287,767	678,992	894,579	501,376
Thons et germons.....	Idem.	5,506,947	8,063,451	3,451,508	3,013,298	"	"	"	"	"	"
Thons blancs ou germons.....	Idem.	"	"	"	"	2,746,280	5,898,260	2,308,010	5,568,546	406,089	1,035,663
Thons francs ou thons rouges.....	Idem.	"	"	"	"	411,586	549,815	256,180	536,475	236,849	528,419
Pel-mides.....	Idem.	46,921	29,282	232,150	185,076	"	"	"	"	"	"
Bonites.....	Idem.	623,588	332,813	429,504	215,497	"	"	"	"	"	"
Saumons et esturgeons.....	Idem.	103,293	362,117	89,702	314,253	"	"	"	"	"	"
Saumons.....	Idem.	"	"	"	"	36,507	177,602	61,336	308,440	62,600	428,254
Esturgeons.....	Idem.	"	"	"	"	19,945	21,110	11,522	19,569	25,071	51,191
Anguilles.....	Kilogr.	1,102,717	827,780	1,081,077	782,922	518,574	438,336	550,020	664,259	800,580	999,903
Mulets gris.....	Idem.	594,640	716,378	722,542	835,800	"	"	"	"	"	"
Bars, loups.....	Idem.	164,595	359,366	147,930	336,193	"	"	"	"	"	"
Eperlans.....	Idem.	"	"	"	"	18,112	25,601	47,080	71,854	23,090	72,987
Aloses.....	Idem.	"	"	"	"	44,733	85,710	139,046	280,639	116,012	355,611
Poissons divers.....	Idem.	49,836,792	35,332,473	38,855,648	27,348,282	14,557,042	13,895,552	13,811,530	16,162,383	15,440,948	25,908,154
Crevettes grises ou roses.....	Idem.	1,644,311	2,202,119	1,370,367	1,643,684	1,064,688	1,542,060	1,077,641	1,675,009	1,038,938	1,791,154
Crevettes salicoques dites bouquet.....	Idem.	"	"	"	"	52,521	151,149	176,287	426,962	243,342	867,536
Homards et langoustes.....	Idem.	1,898,346	4,980,987	1,525,483	4,022,184	10,869	29,928	13,209	39,535	15,550	37,135
Homards.....	Idem.	"	"	"	"	237,190	670,794	371,525	988,240	446,974	1,689,637
Langoustes.....	Idem.	"	"	"	"	388,927	1,375,112	392,840	1,722,046	248,637	2,352,708
Langoustes de Mauritanie dites langoustes vertes.....	Idem.	"	"	"	"	29,550	83,750	146,030	502,123	26,800	132,780
Crabes pouparts ou tourteaux.....	Idem.	"	"	"	"	775,982	340,199	952,574	602,241	713,198	574,114
Cru-tacés divers.....	Idem.	2,513,787	915,154	1,611,106	676,252	839,212	499,072	896,423	615,586	570,919	505,851
Huitres.....	Mille.	392,138,095	1,372,120	218,702,210	817,485	"	"	"	"	"	"
Huitres plates.....	Idem.	"	"	"	"	11,791	230,497	49,782	865,568	97,999	1,363,493
Huitres portugaises.....	Idem.	"	"	"	"	148,188	233,842	218,330	543,803	204,573	709,428
Moules.....	Hectol.	324,997	1,030,965	221,637	884,871	139,937	676,592	104,452	731,711	152,487	1,157,266
Coquilles de Saint-Jacques.....	Nombre	"	"	"	"	1,198,820	155,142	1,628,613	228,577	3,190,578	495,378
Pétoncles.....	Hectol.	"	"	"	"	951	19,476	2,061	54,643	2,216	67,304
Mollusques divers.....	Idem.	630,958	1,892,499	463,959	1,524,812	122,805	1,342,854	128,148	1,422,160	170,919	1,652,694
Vers pour apprêts.....	Idem.	89,009	"	"	"	89,009	104,589	108,575	137,917	143,221	194,975
Oursins.....	Kilogr.	221,737	268,345	144,480	141,290	2,929,770	59,965	4,613,458	107,006	3,587,986	82,101
Oursins pour apprêts.....	Idem.	11,912,427	180,148	5,514,684	103,352	"	"	"	"	"	"
Violettes.....	Idem.	2,285,196	110,597	1,769,370	71,175	948,264	51,568	1,643,373	53,938	1,235,216	49,106
Oiseaux de mer.....	Idem.	67,004	47,071	53,912	32,298	19,521	17,714	19,871	18,748	21,014	27,705
Corail.....	Kilogr.	1,350	43,200	625	18,750	"	"	"	"	"	"
Éponges.....	Idem.	"	"	"	"	278,400	55,818	541,910	120,526	373,410	128,380
Lichen.....	Idem.	"	"	"	"	704,781	1,797,743	"	"	"	"
Varech, goémon, pailleule.....	M. cube.	2,409,066	5,900,787	1,568,498	4,080,858	49,914	215,338	637,310	1,844,903	691,385	2,213,008
Varech.....	Idem.	"	"	"	"	192,051	861,818	186,920	1,421,066	127,547	877,762
Goémon de soude.....	Idem.	"	"	"	"	25,020	213,165	130,178	305,426	6,920	50,899
Pailleule.....	Idem.	"	"	"	"	"	"	"	"	"	"
Sab es coquilliers, amendements marins.....	Idem.	2,157,637	2,402,223	1,525,761	2,032,352	201,677	332,265	36,444	102,570	180,171	437,131
Soude de varech.....	Kilogr.	88,000	10,560	"	"	"	"	"	"	"	"
<b>TOTAUX.....</b>			156,954,862		113,502,631		100,775,430		121,574,614		169,432,065
Nombre de pêcheurs.....			159,955		152,920		89,183		84,165		84,351
Nombre des bateaux.....			356		347		148		84		85
à vapeur.....			433		375		267		260		331
autres bateaux à propulsion mécanique.....			27,507		25,945		2,493		2,467		2,210
à voiles.....			54,237		66,604		12,412		11,936		12,267
Tonnage des bateaux.....			271,228		1,865		16,160		5,166		4,991
à vapeur.....			1,877		269,599		844		1,036		6,486
autres bateaux à propulsion mécanique.....			215,114		201,130		59,373		72,109		51,702
à voiles.....			24,523,000		33,999,832		36,366		36,018		37,656
Valeur des bateaux.....			73,325,355		2,164,250		10,656,400		4,837,000		4,722,000
à vapeur.....			2,087,050		81,462,184		841,350		936,466		1,166,400
autres bateaux à propulsion mécanique.....			46,715,305		45,298,102		16,795,530		20,513,051		26,937,290
à voiles.....			"		"		6,362,184		6,461,273		7,078,219
Valeur des engins.....			24,895,600		22,657,790		12,994,219		14,407,742		18,294,609



TABLEAU comparatif des résultats de la pêche (pêche en bateau et pêche à pied) pour les années 1913 à 1922. (Suite et fin.)

DÉSIGNATION DES PRODUITS.	UNITÉS de quan- tité.	1913.		1919.		1920.		1921.		1922.	
		QUANTITÉS.	VALEUR.	QUANTITÉS.	VALEUR.	QUANTITÉS.	VALEUR.	QUANTITÉS.	VALEUR.	QUANTITÉS.	VALEUR.
		francs.		francs.		francs.		francs.		francs.	
<b>GRANDE PÊCHE.</b>											
Islande. ....	Morue..... Kilogr.	935,540	3,297,303	3,960,951	11,037,521	8,977,887	29,651,139	2,576,057	22,712,011	5,778,807	12,165,502
	Rogue..... Idem.	1,000	3,000	32,834	68,420	75,198	216,403	108,445	93,579	58,389	49,969
Feroë et Dogger-Bank	Huile..... Litre.	3,600	7,200	44,137	46,326	28,960	57,920	22,950	28,736	34,620	21,201
	Morue..... Kilogr.	"	"	15,013	30,026	"	"	"	"	123,513	222,323
Terre-Neuve.	Rogue..... Kilogr.	9,494,018	20,160,532	27,216,090	84,405,147	30,116,672	96,361,043	33,095,350	64,595,252	37,777,346	93,430,056
	Huile..... Litre.	955	2,010	25,688	112,405	121,824	281,058	26,982	20,905	25,196	19,564
Poissons divers de la côte occidentale d'Afrique....	Huile..... Litre.	28,088	90,583	42,288	107,688	53,699	135,719	6,009	12,506	22,904	35,295
Poissons divers de la côte occidentale d'Afrique....	Kilogr.	356,000	634,500	384,000	793,000	697,621	1,864,855	573,000	1,728,000	332,000	664,000
<b>PÊCHE HAUTURIÈRE (A).</b>											
Harengs.....	Kilogr.	"	"	"	"	"	"	"	"	"	"
Maquereaux.....	Idem.	"	"	"	"	"	"	"	"	"	"
Poissons divers.....	Idem.	"	"	"	"	"	"	"	"	"	"
Crustacés.....	Idem.	"	"	"	"	"	"	"	"	"	"
<b>PÊCHE CÔTIÈRE ET PÊCHE EN ÉTANG ET EN RIVIÈRE (Parties maritimes) (A).</b>											
Cabillauds.....	Idem.	395,109	818,838	2,163,112	4,124,982	2,432,478	5,688,997	1,733,904	3,952,279	1,046,683	2,393,077
Merlus ou colins.....	Idem.	1,012,736	3,540,700	9,211,985	24,746,273	9,223,018	28,781,744	26,263,265	40,981,250	17,492,037	46,619,761
Turbots.....	Idem.	499,786	2,110,733	823,664	3,716,967	808,371	4,867,189	740,481	4,871,678	686,923	4,420,184
Barbues.....	Idem.	359,247	1,014,897	483,566	1,898,890	414,240	2,268,082	390,775	2,382,693	316,406	1,871,611
Carrelets ou plies.....	Idem.	4,981,540	8,909,932	6,224,724	11,955,881	5,979,735	13,836,263	4,691,585	11,450,380	3,564,379	9,072,513
Soles.....	Idem.	1,457,906	8,765,043	2,537,728	17,007,636	2,105,690	17,708,621	2,523,356	20,412,717	2,239,770	20,088,874
Congres.....	Idem.	1,938,582	3,760,514	4,167,211	6,984,457	3,346,536	9,748,018	2,868,842	8,218,829	1,196,702	3,477,033
Rais.....	Idem.	5,475,517	9,786,336	10,489,584	20,622,451	13,995,478	29,425,117	14,601,790	27,365,405	12,200,557	20,938,201
Mulets et bars.....	Idem.	543,388	2,051,006	1,417,913	6,896,138	1,280,095	7,775,626	1,448,450	8,391,418	1,475,194	9,056,044
Harengs.....	salés..... Idem.	6,847,131	7,678,617	20,567,400	20,316,978	11,482,967	14,020,786	8,783,163	7,750,002	9,082,849	7,819,266
	frais..... Idem.	26,456,026	28,398,606	28,742,708	37,431,018	35,084,099	50,717,828	23,499,504	31,749,512	25,276,170	28,327,219
Maquereaux.....	salés..... Idem.	30,761	37,836	1,780,642	1,837,586	1,931,248	2,278,886	1,105,053	1,270,503	717,181	1,436,426
	frais..... Idem.	6,531,451	16,184,316	11,949,732	26,382,708	12,879,309	32,202,208	16,404,255	27,163,178	14,580,608	28,982,276
Merlans.....	Idem.	3,829,919	8,173,079	7,411,604	16,038,464	8,548,835	21,976,146	8,752,680	20,516,993	9,332,744	22,503,692
Sardines.....	Idem.	14,216,074	24,487,992	16,478,396	37,748,233	21,913,778	48,193,536	22,732,987	31,223,293	21,302,456	32,507,624
Allaches.....	Idem.	"	"	"	"	"	"	"	"	"	"
Anchois et sprats.....	Idem.	"	"	"	"	"	"	"	"	"	"
Sprats.....	Idem.	1,993,532	600,502	2,238,938	920,116	2,547,190	1,065,931	1,804,217	664,825	859,047	297,623
Anchois.....	Idem.	1,742,387	1,117,723	1,137,805	1,201,713	2,363,398	3,632,153	1,303,285	1,673,452	1,312,264	1,644,832
Thons et germons.....	Idem.	"	"	"	"	"	"	"	"	"	"
Thons blancs ou germons.....	Idem.	1,100,274	5,254,822	2,122,768	7,285,232	2,504,916	9,357,862	2,388,155	12,011,293	4,690,104	21,523,923
Thons francs ou thons rouges	Idem.	362,561	1,460,656	670,677	2,906,149	923,323	3,802,982	585,631	2,092,911	978,808	3,903,288
Pelamides.....	Idem.	"	"	"	"	"	"	"	"	"	"
Bonites.....	Idem.	"	"	"	"	"	"	"	"	"	"
Saumons et esturgeons.....	Idem.	"	"	"	"	"	"	"	"	"	"
Saumons.....	Idem.	46,225	459,589	32,515	452,988	63,732	803,918	47,015	867,514	72,466	1,507,181
Esturgeons.....	Idem.	20,047	51,526	21,826	65,049	16,775	64,431	13,051	44,768	29,390	93,835
Anquilles.....	Kilogr.	783,291	1,473,254	893,847	2,128,265	1,121,090	2,628,650	1,167,146	2,560,408	1,067,176	2,729,386
Mulets gris.....	Idem.	467,775	1,819,030	"	"	"	"	"	"	"	"
Bars, loupes.....	Idem.	"	"	"	"	"	"	"	"	"	"
Eperlans.....	Idem.	20,554	69,003	22,055	59,577	47,089	179,829	57,970	224,830	28,465	108,300
Aloses.....	Idem.	106,667	451,035	139,231	875,858	269,200	1,841,794	264,136	1,859,201	204,217	1,589,926
Poissons divers.....	Idem.	18,690,657	35,440,875	34,203,053	67,721,236	38,871,889	92,864,620	41,787,711	103,339,739	41,291,905	98,852,320
Crevettes grises ou roses.....	Idem.	1,098,735	2,286,996	956,235	2,437,318	992,056	3,090,465	1,162,530	4,571,058	1,509,593	4,715,376
Crevettes salicoques dites bouquet.....	Idem.	153,402	588,689	229,559	1,136,880	274,848	1,939,402	258,406	1,999,302	158,044	1,461,177
Homards et langoustes.....	Idem.	26,204	75,664	15,583	82,317	16,436	103,765	23,308	1,993,302	158,044	1,461,177
Homards.....	Idem.	588,266	2,582,705	913,404	3,997,597	1,051,018	5,930,115	1,202,535	7,189,152	1,151,504	6,767,837
Langoustes.....	Idem.	473,734	3,391,043	959,035	7,194,238	1,055,700	10,548,135	1,325,600	13,663,495	1,153,403	11,175,260
Langoustes de Mauritanie dites langoustes vertes.....	Idem.	"	"	162,200	747,690	65,670	452,935	103,410	640,250	274,187	1,905,489
Crabes pouparts ou tour- teaux.....	Idem.	361,977	589,788	1,482,000	1,057,920	2,398,992	2,165,395	2,752,534	2,213,311	1,956,193	1,902,696
Crustacés divers.....	Idem.	735,461	777,934	1,044,589	1,139,885	1,717,166	2,486,117	1,555,730	2,084,918	1,805,000	2,710,956
Huitres.....	Mille.	"	"	"	"	"	"	"	"	"	"
Huitres plates.....	Idem.	67,997	1,507,782	152,213	3,300,995	148,172	3,786,033	93,031	3,275,572	15,213	1,369,511
Huitres portugaises.....	Idem.	121,596	721,280	258,094	1,711,375	248,376	3,029,134	214,629	2,773,740	459,471	4,793,312
Moules.....	Hectol.	158,314	1,320,814	141,496	1,456,471	144,767	1,888,406	199,666	2,301,411	365,227	2,403,501
Coquilles de Saint-Jacques.....	Nombre.	8,935,765	1,352,425	7,303,779	1,501,739	9,693,995	2,157,518	5,048,823	1,588,793	3,314,579	1,768,763
Pétoncles.....	Hectol.	5,455	108,600	7,577	208,960	23,036	397,334	23,237	696,145	3,050	1,084,800
Mollusques divers.....	Idem.	168,654	1,566,478	241,208	2,845,517	170,641	3,087,238	196,698	3,031,222	335,716	4,913,048
Vers pour appâts.....	Kilogr.	164,762	170,886	259,316	140,477	323,172	138,252	379,519	300,620	736,610	
Oursins.....	Nombre.	2,580,189	70,746	2,769,871	92,677	3,820,824	176,756	8,436,546	214,703	3,188,217	157,115
Violetes.....	Idem.	1,513,024	69,704	2,724,785	209,340	6,438,910	497,918	3,367,210	420,923	6,074,186	614,568
Oiseaux de mer.....	Idem.	18,731	35,625	50,453	89,667	34,285	174,580	5,228,765	492,964	25,029	108,772
Corsail.....	Kilogr.	"	641	25,640	25,640	28,700	28,700	694	36,000	1,120	67,200
Éponges.....	Idem.	"	"	"	"	"	"	"	"	"	"
Lichen.....	Idem.	261,300	95,769	358,500	160,750	268,795	184,960	134,320	110,612	141,950	155,845
Varech, goémon, pailleule.	M. cube.	"	578,611	3,662,581	669,825	4,753,254	641,222	4,507,986	752,995	5,775,139	
Varech.....	Idem.	118,026	481,405	179,210	786,109	185,549	1,178,090	187,608	1,314,360	229,698	2,278,307
Goémon de soude.....	Idem.	77,508	1,165,190	197,280	1,419,496	232,263	1,872,192	198,878	1,565,088	14,510	130,360
Pailleule.....	Idem.	631,096	2,757,255	19,480	173,850	10,310	102,420	9,800	78,520	"	"
Sables coquilliers, amen- dements marins.....	Idem.	210,779	582,669	322,629	1,654,229	272,753	1,777,285	263,518	1,980,797	368,325	2,196,885
Soude de varech.....	Kilogr.	"	"	"	"	"	"	"	"	"	"
<b>TOTAUX.....</b>			229,455,101		455,321,435		586,430,673		519,513,387		537,416,115
Nombre de pêcheurs.....			84,013		106,217		114,469		112,470		116,684
Nombre des bateaux	à vapeur.....	91	15,583	334	18,909	379	20,650	436	819	476	968
	à propulsion mécanique. pontés.....	423	3,032	570	3,102	689	3,102	819	21,440	3,346	22,149
Tonnage des bateaux	à vapeur.....	2,496	14,973	3,032	16,480	3,102	16,480	3,102	17,035	3,346	17,359
	à propulsion mécanique. pontés.....	12,570	48,341	14,973	57,407	16,480	57,407	17,035	75,183	84,772	84,772
à voiles.....	à vapeur.....	7,755	2,904	48,341	172,227	57,407	188,546	75,183	4,589	4,925	239,417
	à propulsion mécanique. pontés.....	1,830	75,005	2,904	76,611	3,567	76,611</				



TABLEAU comparatif des résultats de l'ostréiculture (huîtres indigènes et huîtres portugaises) pour les années 1913 à 1922.

ANNÉES.	HUITRES INDIGÈNES.		HUITRES PORTUGAISES.		TOTAL.	
	QUANTITÉS. (Nombre.)	VALEUR. (Francs.)	QUANTITÉS. (Nombre.)	VALEUR. (Francs.)	QUANTITÉS. (Nombre.)	VALEUR. (Francs.)
1913.....	769,782,666	14,917,509	1,107,234,430	10,372,036	1,877,017,096	25,289,635
1914.....	739,655,700	8,863,756	692,607,200	4,441,656	1,432,272,900	13,305,412
1915.....	616,681,500	9,305,212	665,767,400	6,035,815	1,312,448,900	15,311,027
30 juin 1915-16.....	553,463,800	9,431,877	661,239,700	6,501,299	1,214,703,500	15,933,176
1916-1917.....	395,753,700	9,122,115	529,309,200	6,131,558	925,062,900	15,253,673
1917-1918.....	414,056,400	11,159,369	516,173,000	7,212,015	900,229,400	18,401,384
1918-1919.....	348,202,200	11,338,950	359,686,200	7,062,060	707,888,400	18,401,010
1919-1920.....	463,309,900	19,569,215	378,363,500	12,663,005	841,673,400	32,232,220
1920-1921.....	216,713,400	19,243,757	401,021,400	16,013,153	647,734,800	35,256,910
1921-1922.....	208,106,500	23,859,889	439,630,000	18,387,376	647,736,500	42,247,265

III. — RENDEMENT DES DIFFÉRENTES PÊCHES EN 1922.  
(Quantités pêchées et produit brut des ventes.)

DÉSIGNATION DES PRODUITS.	UNITÉS de QUANTITÉ.	PÊCHE EN BATEAU.		PÊCHE À PIED.		
		QUANTITÉS.	VALEUR. francs.	QUANTITÉS.	VALEURS. francs.	
Islande... {	Kilogr.	Morue.....	5,778,807	12,165,502	"	"
Rogue.....		58,389	49,969	"	"	
Huile.....		Litre.	34,620	21,201	"	"
Feroë {	Kilogr.	Morue.....	123,513	222,323	"	"
et Dogger Bank. {		Rogue.....	25,313	10,123	"	"
Huile.....	Litre.	1,100	1,100	"	"	
Terre-Neuve. {	Kilogr.	Morue.....	37,777,346	93,430,056	"	"
Rogue.....		Idem.	25,196	19,564	"	"
Huile.....	Litre.	22,904	35,295	"	"	
Poissons divers de la côte occidentale d'Afrique.....	Kilogr.	332,000	664,000	"	"	
Cabillauds.....	Idem.	1,046,683	2,393,077	"	"	
Merlus ou Colins.....	Idem.	17,492,037	46,619,761	"	"	
Turbots.....	Idem.	686,923	4,420,184	"	"	
Barbues.....	Idem.	316,406	1,871,651	"	"	
Carrelets ou Plies.....	Idem.	3,564,379	9,072,513	"	"	
Soles.....	Idem.	2,239,777	20,088,874	"	"	
Congres.....	Idem.	1,196,702	3,477,033	"	"	
Rais.....	Idem.	12,200,557	20,938,201	"	"	
Mulets et Bars.....	Idem.	844,796	5,114,986	"	"	
Harengs... {	Idem.	salés.....	9,082,849	7,849,266	"	"
fraîs.....		25,214,830	28,215,429	61,340	111,790	
Maque-reaux {	Idem.	salés.....	717,181	1,436,426	"	"
fraîs.....		14,527,248	28,862,422	53,360	119,854	
Merlans.....	Idem.	9,332,744	22,503,692	"	"	
Sardines.....	Idem.	21,302,356	32,507,424	100	200	
Sprats.....	Idem.	859,047	297,623	"	"	
Anchois.....	Idem.	1,312,264	1,644,832	"	"	
Thons... {	Idem.	blancs ou germons.....	4,690,104	21,523,923	"	"
francs ou thons rouges... {		978,808	3,903,288	"	"	
Poissons divers.....	Idem.	38,795,079	92,315,851	770,886	1,956,784	
Crevettes. {	Idem.	grises ou roses.....	1,310,704	3,827,359	198,889	888,017
salicoques dites bouquet. {		106,929	1,118,184	51,115	342,993	
Homards.....	Idem.	1,130,038	6,622,592	21,466	145,245	
Langoustes.....	Idem.	1,153,403	11,175,260	"	"	
Langoustes de Mauritanie dites langoustes vertes.....	Idem.	274,187	1,905,489	"	"	
Crabes pouparts ou tourteaux.....	Idem.	1,956,493	1,902,696	"	"	
Crustacés divers.....	Idem.	1,431,954	2,177,708	216,721	361,987	
Huîtres plates.....	Mille.	9,443	1,008,735	3,263	168,960	
Huîtres portugaises.....	Idem.	4,463	45,152	453,785	4,735,700	
Moules.....	Hectolitre.	270,132	755,894	95,095	1,647,607	
Coquilles de Saint-Jacques.....	Nombre.	3,304,279	1,763,438	10,300	5,325	
Pétoncles.....	Hectolitre.	3,050	1,084,800	"	"	
Mollusques divers.....	Idem.	56,586	566,859	268,530	3,834,559	
Oursins.....	Nombre.	3,124,717	153,715	63,500	3,400	

III. — RENDEMENT DES DIFFÉRENTES PÊCHES EN 1922. (Suite.)  
(Quantités pêchées et produit brut des ventes.)

DÉSIGNATION DES PRODUITS.	UNITÉS de QUANTITÉ.	PÊCHE EN BATEAU.		PÊCHE À PIED.	
		QUANTITÉS.	VALEUR.	QUANTITÉS.	VALEURS.
			francs.		francs.
Violets.....	Nombre.	6,074,186	614,568	"	"
Oiseaux de mer.....	Idem.	20,254	90,536	4,775	18,236
Vers pour appâts.....	Kilogr.	11,983	123,591	288,637	613,019
Corail.....	Idem.	1,120	67,200	"	"
Lichen.....	Idem.	61,050	22,645	80,900	133,200
Varech.....	M. cube.	164,861	1,536,134	"	"
Goémon de soude.....	Idem.	229,698	2,278,307	588,134	4,239,005
Pailleule.....	Idem.	14,510	130,360	"	"
Sables coquilliers et amendements marins.....	Idem.	82,785	786,725	285,540	1,410,160
VALEUR TOTALE des produits de la pêche en mer.....			501,433,536		20,736,041
Saumons.....	Kilogr.	66,073	1,195,863	6,393	111,318
Esturgeons.....	Idem.	24,390	93,835	"	"
Aloses.....	Idem.	204,217	1,589,926	"	"
Anguilles.....	Idem.	1,067,176	2,729,386	"	"
Mulets et bars.....	Idem.	630,398	3,951,058	"	"
Éperlans.....	Idem.	27,465	108,300	"	"
Poissons divers.....	Idem.	1,725,940	4,579,685	"	"
Huîtres.....	{ plates..... portugaises.....	Mille. Idem.	2,507 1,223	191,816 12,460	" "
Crustacés divers.....	Kilogr.	156,325	171,261	"	"
Mollusques divers.....	Hectolitre.	10,600	511,630	"	"
VALEUR TOTALE des produits de la pêche en étang et en rivière.....			15,135,220		111,318
VALEUR TOTALE des produits de la pêche en bateau.....			516,568,756		20,847,359

*Rendement des réservoirs à poissons et à crustacés, dépôts de coquillages (Ostréiculture, Mytiliculture).*

NATURE DES ÉTABLISSEMENTS.	UNITÉS de QUANTITÉ.	SORTIES.		
		QUANTITÉS.	VALEUR.	
			francs.	
Réservoirs.....	{ à poissons..... à crustacés.....	Kilogr. Idem.	148,233 1,852,739	756,868 20,640,504
Dépôts.....	{ de coquillages..... de moules (bouchots).....	Hectolitre. Idem.	6,027 221,627	235,196 6,692,381
Parcs à huîtres.....	{ Huîtres indigènes..... Huîtres portugaises.....	Mille. Idem.	208,106,5 439,630	23,850,889 18,387,376
TOTAUX.....				70,572,214

IV

TABLEAUX D'ENSEMBLE  
DE L'ARMEMENT (MATÉRIEL ET PERSONNEL)  
ET DU RENDEMENT DE LA PÊCHE.

- I. PÊCHE EN BATEAU. — Importance des entreprises de pêche (nombre de bateaux, tonnage et valeur). — Valeur des engins. — Rendement économique et commercial de la pêche en bateau.
- II. PÊCHE EN BATEAU. — Renseignements sur le tonnage des bateaux de pêche.
- III. PÊCHE EN BATEAU. — Renseignements sur le personnel (importance numérique, professions, âge des marins, industries exercées accessoirement).
- IV. PÊCHE À PIED. — Importance numérique et rendement.



I. PÊCHE EN BATEAU. — Importance des entreprises de pêche  
Rendement économique et rendement

(nombre de bateaux, tonnage et valeur). — Valeur des engins.  
commercial de la pêche en bateau.

QUARTIERS.	SYNDICATS ou PORTS.	ENTREPRISES DE PÊCHE.			BATEAUX À VAPEUR.			BATEAUX à PROPULSION MÉCANIQUE.			VOILIERS						TOTAL DES BATEAUX.			VALEUR des ENGINS de pêche. francs.	RENDEMENT ÉCONOMIQUE. Valeur des produits pêchés par les bateaux armés dans le Syndicat. francs.	RENDEMENT COMMERCIAL. Valeur des produits de pêche française débarqués dans le Syndicat. francs.			
		Sociétés ou compagnies d'armement.	Armateurs.	Patrons propriétaires.	Nombre.	Tonnage. tonn <sup>2</sup> .	Valeur. francs.	Nombre.	Tonnage. tonn <sup>2</sup> .	Valeur. francs.	PONTÉS.			NON PONTÉS.			Nombre.	Tonnage. tonn <sup>2</sup> .	Valeur. francs.						
											Nombre.	Tonnage. tonn <sup>2</sup> .	Valeur. francs.	Nombre.	Tonnage. tonn <sup>2</sup> .	Valeur. francs.									
I. — RÉGION DE LA MER DU NORD ET DE LA MANCHE.																									
1 <sup>re</sup> SECTION. — Du quartier de Dunkerque										au quartier de Rouen.															
Dunkerque	Dunkerque	1	21	"	"	"	7	107	244,000	1	141	300,000	"	"	"	4	12	15,500	91	844	1,516,100	100,000	1,592,442	1,596,092	
		"	"	53	"	"	14	75	148,000	"	"	338	507,000	"	"	4	12	15,500	"	"	"	"	"	"	
		"	60	"	4	112	120,000	19	235	360,000	16	118	223,600	23	53	78,000	"	"	"	"	"	"	"	"	
Gravelines	Gravelines	"	"	55	"	"	2	7	8,000	65	800	650,000	"	"	"	"	"	"	145	1,758	1,514,700	350,000	5,200,803	5,141,807	
		"	13	"	5	227	350,000	6	60	250,000	53	600	375,000	2	4	1,700	"	"	"	"	"	"	"	"	
Calais	Calais	"	"	84	"	"	16	48	160,000	11	66	66,000	"	"	"	43	129	129,000	106	680	1,105,000	428,700	1,876,476	2,028,985	
		23	"	"	66	15,284	22,953,000	1	206	180,000	25	150	150,000	"	"	"	"	"	"	"	"	"	"	"	
	Boulogne-sur-Mer	"	70	"	88	19,994	28,114,000	6	66	154,000	4	625	420,000	"	"	"	"	"	320	39,026	53,948,500	8,548,900	78,435,182	71,495,427	
		"	"	146	7	716	920,000	"	"	"	9	1,302	360,000	"	"	"	"	"	"	"	"	"	"	"	
	Étaples	"	"	99	"	"	"	"	"	"	48	583	574,500	91	250	273,000	"	"	"	"	"	"	"	"	
		"	4	"	"	"	"	"	"	"	77	1,398	926,000	22	35	22,000	"	"	"	99	1,433	948,000	295,000	1,490,997	1,397,100
Boulogne-sur-Mer	Berck-sur-Mer	"	"	52	"	"	"	1	6	10,000	6	121	121,000	1	1	3,000	"	"	59	647	653,000	450,000	1,183,019	1,160,700	
		"	5	"	"	"	"	"	"	"	33	408	408,000	18	111	111,000	"	"	"	"	"	"	"	"	
	Le Crotoy	"	"	43	"	"	"	"	"	"	3	20	40,000	2	5	8,000	"	"	48	288	213,000	115,000	814,300	582,954	
	Saint-Valéry-sur-Somme	"	"	53	"	"	"	"	"	"	27	210	130,000	16	53	35,000	"	"	"	"	"	"	"	"	
		"	3	"	"	"	"	"	"	"	"	"	"	53	156	44,000	"	"	53	156	44,000	14,000	218,805	218,805	
	Cayeux-sur-Mer	"	"	34	"	"	"	"	"	"	3	73	24,000	"	"	"	"	"	"	"	"	"	"	"	
		"	12	"	3	432	450,000	"	"	"	21	303	136,000	10	26	16,000	"	"	34	402	170,000	112,000	776,179	549,158	
Dieppe	Le Tréport	"	"	31	"	"	"	2	6	10,000	8	114	92,000	1	2	3,000	"	"	43	876	747,800	104,000	1,807,399	2,309,216	
		"	56	"	33	4,828	4,828,000	4	129	129,000	24	312	185,000	5	10	7,800	"	"	"	"	"	"	"	"	
	Dieppe	"	"	27	"	"	"	"	"	"	8	105	105,000	11	52	52,000	"	"	83	5,379	5,379,000	368,000	18,493,821	20,238,131	
		"	3	"	"	"	"	2	24	60,000	13	184	184,000	14	81	81,000	"	"	"	"	"	"	"	"	
	Saint-Valéry-en-Caux	"	"	21	"	"	"	"	"	"	2	34	54,000	"	"	"	"	"	24	110	160,000	180,000	627,379	505,820	
	Saint-Pierre-en-Port	"	"	12	"	"	"	"	"	"	1	7	8,000	19	45	38,000	"	"	12	18	2,400	2,500	39,652	39,652	
		9	"	"	14	3,290	8,400,000	"	"	"	26	5,511	2,755,500	"	"	"	"	"	12	18	2,400	"	"	"	
Fécamp	Fécamp	"	22	"	2	270	1,200,000	4	64	600,000	7	1,500	750,000	23	69	62,100	"	"	120	10,791	13,845,900	6,388,800	30,683,685	17,818,955	
		"	"	36	"	"	"	"	"	"	"	"	"	44	87	78,300	"	"	"	"	"	"	"	"	
	Yport	"	5	"	"	"	"	3	24	65,000	"	"	"	"	2	6	2,400	"	"	26	140	218,800	62,000	702,421	702,421
		"	"	21	"	"	"	9	74	137,000	"	"	"	"	12	36	14,400	"	"	"	"	"	"	"	
	Étretat	"	7	"	"	"	"	2	18	30,000	"	"	"	"	5	16	3,500	"	"	33	109	104,200	95,000	535,264	535,264
		"	"	26	"	"	"	4	23	46,000	"	"	"	"	22	52	24,700	"	"	"	"	"	"	"	
Le Havre	Le Havre	"	29	"	6	700	1,800,000	2	6	18,000	11	172	170,000	10	45	20,000	"	"	113	1,242	2,304,000	493,000	7,734,837	3,127,290	
		"	"	84	"	"	"	22	66	198,000	12	115	49,000	50	138	49,000	"	"	"	"	"	"	"	"	
Rouen	Daclair	"	"	34	"	"	"	"	"	"	"	"	"	"	34	34	13,600	"	"	34	34	13,600	51,000	270,530	270,530
	Rouen	"	"	54	"	"	"	"	"	"	"	"	"	"	54	54	21,600	"	"	54	54	21,600	80,000	318,101	318,101
TOTAUX de la 1 <sup>re</sup> Section		33	313	965	228	45,853	69,135,000	126	1,244	2,807,000	540	15,310	9,763,600	603	1,580	1,210,000	1,497	63,987	82,915,600	18,237,900	152,801,292	130,037,008			
			1,311																						

I. PÊCHE EN BATEAU. — Importance des entreprises de pêche (nombre de bateaux, tonnage et valeur). — Valeur des engins.  
Rendement économique et rendement commercial de la pêche en bateau. (Suite.)

QUARTIERS.	SYNDICATS ou PORTS.	ENTREPRISES DE PÊCHE.			BATEAUX À VAPEUR.			BATEAUX à PROPULSION MÉCANIQUE.			VOILIERS			TOTAL DES BATEAUX.			VALEUR des ENGINS de pêche. francs.	RENDEMENT ÉCONOMIQUE. — Valeur des produits pêchés par les bateaux armés dans le Syndicat. francs.	RENDEMENT COMMERCIAL. — Valeur des produits de pêche française débarqués dans le Syndicat. francs.			
		Sociétés ou compagnies d'armement.	Armateurs.	Patrons propriétaires.	Nombre.	Tonnage.	Valeur.	Nombre.	Tonnage.	Valeur.	PONTÉS.			NON PONTÉS.						Nombre.	Tonnage.	Valeur.
											Nombre.	Tonnage.	Valeur.	Nombre.	Tonnage.	Valeur.						
RÉGION DE LA MER DU NORD ET DE LA MANCHE. (Suite.)																						
2° SECTION. — Du quartier de Honfleur au quartier de Cancale.																						
Honfleur.....	Quillebeuf.....	"	3	"	"	"	"	"	"	"	"	"	8	31	9,300	30	91	27,800	15,400	293,905	293,905	
	Honfleur.....	"	10	"	"	"	"	"	"	"	"	"	22	60	18,500							
	Honfleur.....	"	39	"	"	"	"	"	"	"	"	"	4	18	12,000							
	Trouville.....	"	40	"	"	"	"	"	"	"	"	"	23	97	51,792							
Caen.....	Trouville.....	"	17	"	"	"	"	"	"	"	"	"	8	40	40,000	57	963	806,000	180,000	1,475,574	1,187,076	
	Dives.....	"	3	"	"	"	"	"	"	"	"	"	3	13	5,000							
	Caen.....	"	1	"	"	"	"	"	"	"	"	"	21	30	19,000							
	Onistreham.....	"	3	"	"	"	"	"	"	"	"	"	1	1	700							
	Courseulles.....	"	8	"	"	"	"	"	"	"	"	"	1	2	1,300							
	Port-en-Bessin.....	"	1	"	"	"	"	"	"	"	"	"	3	45	45,000							
	Grandcamp.....	"	20	"	"	"	"	"	"	"	"	"	11	180	110,000							
		"	13	"	"	"	"	"	"	"	"	"	1	5	9,000							
		"	97	"	"	"	"	"	"	"	"	"	7	16	12,800							
		"		"	"	"	"	"	"	"	"	"	38	78	63,500							
Cherbourg.....	Port-en-Bessin.....	"	1	"	"	"	"	"	"	"	"	"	15	530	275,000	87	1,171	1,493,000	190,000	2,726,045	2,471,743	
	Grandcamp.....	"	13	"	"	"	"	"	"	"	"	"	3	107	85,000							
	Carentan.....	"	32	"	"	"	"	"	"	"	"	"	4	45	220,000							
	La Hougue.....	"	6	"	"	"	"	"	"	"	"	"	4	57	210,000							
	Barfleur.....	"	3	"	"	"	"	"	"	"	"	"	15	497	666,000							
	Fermanville.....	"	50	"	"	"	"	"	"	"	"	"	74	231	385,000							
	Cherbourg.....	"	7	"	7	1,057	2,250,000	"	"	"	"	"	"	"	"							
	Omonville-la-Rogue.....	"	82	"	"	"	"	"	"	"	"	"	"	"	"							
	Cartaret.....	"	22	"	"	"	"	"	"	"	"	"	"	"	"							
	Granville.....	Blainville.....	"	78	"	"	"	"	"	"	"	"	"	"	"							"
Regnéville.....		"	16	"	"	"	"	"	"	"	"	"	"	"	"							
Granville.....		"	7	"	"	"	"	"	"	"	"	"	"	"	"							
Granville.....		"	182	"	"	"	"	"	"	"	"	"	"	"	"							
Cancale.....	Cancale.....	"	20	"	"	"	"	"	"	"	"	"	"	"	"							
	Cancale.....	"	230	"	"	"	"	"	"	"	"	"	"	"	"							
	Le Vivier.....	"	15	"	"	"	"	"	"	"	"	"	"	"	"							
TOTAUX de la 2° Section.....		2	144	1,349	7	1,057	2,250,000	44	778	2,168,875	267	6,412	5,653,120	1,193	3,119	1,954,117	1,511	11,366	12,026,112	4,396,100	24,992,852	19,465,571
			1,495																			



I. PÊCHE EN BATEAU. — Importance des entreprises de pêche  
Rendement économique et rendement commercial

(nombre de bateaux, tonnage et valeur). — Valeur des engins.  
de la pêche en bateau. (Suite.)

QUARTIERS.	SYNDICATS ou PORTS.	ENTREPRISES DE PÊCHE.			BATEAUX À VAPEUR.			BATEAUX à PROPULSION MÉCANIQUE.			VOILIERS						TOTAL DES BATEAUX.			VALEUR des ENGINS de pêche. francs.	RENDEMENT ÉCONOMIQUE. — Valeur des produits pêchés par les bateaux armés dans le syndicat. francs.	RENDEMENT COMMERCIAL. — Valeur des produits de pêche française débarqués dans le Syndicat. francs.	
		Sociétés ou compagnies d'armement.	Armateurs.	Patrons propriétaires.	Nombre.	Tonnage.	Valeur.	Nombre.	Tonnage.	Valeur.	PONTÉS.		NON PONTÉS.			Nombre.	Tonnage.	Valeur.					
											Nombre.	Tonnage.	Nombre.	Tonnage.	Valeur.				tonn <sup>3</sup> .				francs.
I. — RÉGION DE LA MER DU NORD																							
3 <sup>e</sup> SECTION. — Du quartier de Saint-Malo																							
Saint-Malo	Saint-Malo	1	77	1	850	1,000,000				5	1,500	2,000,000				95	23,680	31,027,000	3,200,000	31,937,783	6,182,480		
										71	21,300	28,000,000											
Dinan	Saint-Servan		31							31	8,742	587,000				74	8,863	692,000	17,100	10,265,786	4,111,473		
	Saint-Suliac									2	43	36,000											
	Peurituit																						
	Dinard et Saint-Briac																						
Saint-Brieuc	Pleudihen																						
	Plouër																						
	Saint-Jacut-de-la-Mer																						
	Dinan																						
Saint-Brieuc	Plévenon																						
	Dahouët (Pléneuf)																						
	Saint-Brieuc																						
	Le Légué																						
Binic	Binic																						
	Portrieux																						
Paimpol	Plouha																						
	Plonézec																						
	Paimpol																						
	Pontrieux																						
Tréguier	Pleubian																						
	Tréguier																						
	Port-Blanc																						

ET DE LA MANCHE. (Suite.)

au quartier du Conquet. (Suite.)

I. PÊCHE EN BATEAU. — Importance des entreprises de pêche  
Rendement économique et rendement commercial

QUARTIERS.	SYNDICATS ou PORTS.	ENTREPRISES DE PÊCHE.			BATEAUX À VAPEUR.			BATEAUX à PROPULSION MÉCANIQUE.		
		Sociétés ou compagnies d'armement.	Armateurs.	Patrons propriétaires.	Nombre.	Tonnage.	Valeur.	Nombre.	Tonnage.	Valeur.
Lannion.....	Perros-Guirec.....	"	8	"	"	"	3	16	25,000	
	Pleumeur-Bodou.....	"	54	"	"	"	1	4	10,000	
	Lannion.....	"	78	"	"	"	"	"	"	
Morlaix.....	Lannion.....	"	4	"	"	"	"	"	"	
	Plougasnou.....	"	"	48	"	"	"	"	"	
	Plougasnou.....	"	4	"	"	"	1	2	2,000	
	Morlaix.....	"	"	54	"	"	1	4	4,000	
	Morlaix.....	"	"	66	"	"	"	"	"	
	Roscoff.....	"	"	8	"	"	1	49	50,000	
Le Conquet.....	Roscoff.....	"	"	223	"	"	"	"	"	
	Plouéour-Trez.....	"	"	104	"	"	"	"	"	
	Plouguerneau.....	"	"	258	"	"	"	"	"	
	L'Aber-Wrach.....	"	1	"	"	"	"	"	"	
	L'Aber-Wrach.....	"	"	235	"	"	"	"	"	
Le Conquet.....	Porspoder.....	"	"	198	"	"	"	"	"	
	Ouesant.....	"	"	86	"	"	"	"	"	
	Molène (Île).....	"	"	46	"	"	"	"	"	
	Le Conquet.....	"	1	"	"	"	"	"	"	
TOTAUX de la 3 <sup>e</sup> Section.....		3	168	2,593	4	2,897	4,200,000	13	108	221,000
		2,764								

RÉCAPITULATION DE LA RÉGION DE LA

1 <sup>re</sup> SECTION.....	33	313	965	228	45,853	69,135,000	126	1,244	2,807,000
2 <sup>e</sup> SECTION.....	2	144	1,349	7	1,057	2,250,000	44	778	2,168,875
3 <sup>e</sup> SECTION.....	3	168	2,593	4	2,897	4,200,000	13	108	221,000
TOTAUX de la RÉGION.....	38	625	4,907	239	49,807	75,585,000	183	2,130	5,196,875
		5,570							

(nombre de bateaux, tonnage et valeur). — Valeur des engins.  
de la pêche en bateau. (Suite.)

1922

QUARTIERS.	SYNDICATS ou PORTS.	VOILIERS						TOTAL DES BATEAUX.			VALEUR des ENGINS de pêche. francs.	RENDEMENT ÉCONOMIQUE. — Valeur des produits pêchés par les bateaux armés dans le Syndicat. francs.	RENDEMENT COMMERCIAL. — Valeur des produits de pêche française débarqués dans le Syndicat. francs.	
		PONTÉS.			NON PONTÉS.			Nombre.	Tonnage.	Valeur.				
		Nombre.	Tonnage.	Valeur.	Nombre.	Tonnage.	Valeur.							tonn <sup>a</sup> .
Lannion.....	Perros-Guirec.....	"	"	"	5	16	16,000	62	166	185,100	72,000	401,783	486,954	
	Pleumeur-Bodou.....	"	4	8,100	52	126	126,000	78	163	105,000	28,500	180,324	146,740	
	Lannion.....	"	"	"	78	163	105,000	52	139	49,000	40,000	236,830	236,830	
Morlaix.....	Lannion.....	"	"	"	4	9	10,000							
	Plougasnou.....	"	"	"	48	130	39,000							
	Plougasnou.....	"	"	"	3	20	8,500	58	245	68,900	65,000	368,619	332,367	
	Morlaix.....	"	"	"	53	219	54,400	66	254	88,480	70,000	223,232	223,232	
	Morlaix.....	"	"	"	66	254	88,480	231	770	360,000	98,000	1,634,025	1,658,936	
	Roscoff.....	"	"	"	7	117	65,000	104	185	37,000	22,000	297,515	305,265	
Le Conquet.....	Roscoff.....	"	14	11,000	222	590	234,000							
	Plouéour-Trez.....	"	"	"	104	185	37,000	258	774	129,000	29,000	782,200	782,200	
	Plouguerneau.....	"	"	"	258	774	129,000	238	777	207,000	75,000	615,109	611,633	
	L'Aber-Wrach.....	"	3	84	88,000	235	693	119,000	198	426	35,000	20,850	888,232	888,232
	L'Aber-Wrach.....	"	"	"	2	21	10,500	196	405	24,500	86	92	51,000	336,883
Le Conquet.....	Porspoder.....	"	"	"	86	92	51,000	46	290	108,000	50,000	510,749	483,125	
	Ouesant.....	"	"	"	46	290	108,000	166	628	165,000	152,000	1,015,212	1,007,882	
	Molène (Île).....	"	1	"	1	16	20,000							
Le Conquet.....	"	"	"	1	16	25,000	164	596	120,000					
TOTAUX de la 3 <sup>e</sup> Section.....		213	33,300	32,137,600	2,536	6,533	2,094,488	2,776	42,838	38,653,088	4,667,195	68,647,724	23,401,265	

MER DU NORD ET DE LA MANCHE.

540	15,310	9,763,600	603	1,580	1,210,000	1,497	63,987	82,915,600	18,237,900	152,801,292	130,037,008
267	6,412	5,653,120	1,193	3,119	1,954,117	1,511	11,366	12,026,112	4,390,100	24,992,852	19,465,571
213	33,300	32,137,600	2,536	6,533	2,094,488	2,766	42,838	38,653,088	4,667,195	68,647,724	23,401,265
1,020	55,022	47,554,320	4,332	11,232	5,258,605	5,774	118,191	133,594,800	27,301,195	246,441,868	172,903,844



I. PÊCHE EN BATEAU. — Importance des entreprises de pêche Rendement économique et rendement

Table with columns: QUARTIERS., SYNDICATS ou PORTS., ENTREPRISES DE PÊCHE. (Sociétés ou compagnies d'armement, Armateurs, Patrons propriétaires), BATEAUX À VAPEUR. (Nombre, Tonnage, Valeur), BATEAUX à PROPULSION MÉCANIQUE. (Nombre, Tonnage, Valeur).

II. — RÉGION DE

1<sup>re</sup> SECTION. — Du quartier de Brest

Table of data for the 1st section, listing various districts (Brest, Camaret, Douarnenez, etc.) and their corresponding statistics.

(nombre de bateaux, tonnage et valeur). — Valeur des engins. commercial de la pêche en bateau. (Suite.)

Table with columns: VOILIERS (PONTÉS, NON PONTÉS) and TOTAL DES BATEAUX. (Nombre, Tonnage, Valeur), VALEUR des ENGINS de pêche, RENDEMENT ÉCONOMIQUE, RENDEMENT COMMERCIAL.

L'Océan.

au quartier de Noirmoutier.

Table of data for the Noirmoutier district, listing various districts (Brest, Camaret, Douarnenez, etc.) and their corresponding statistics.

I. PÊCHE EN BATEAU. — Importance des entreprises de pêche  
Rendement économique et rendement

QUARTIERS.	SYNDICATS ou PORTS.	ENTREPRISES DE PÊCHE.			BATEAUX À VAPEUR.			BATEAUX à PROPULSION MÉCANIQUE.		
		Sociétés ou compagnies d'armement.	Armateurs.	Patrons propriétaires.	Nombre.	Tonnage.	Valeur.	Nombre.	Tonnage.	Valeur.
Redon (Suite.)	Vannes.....	"	"	9	"	"	"	"	"	
	Damgan.....	"	"	19	"	"	"	"	"	
	La Roche-Bernard.....	"	"	49	"	"	2	7	9,000	
	Redon.....	"	"	9	"	"	"	"	"	
Belle-Île.....	Sauzon.....	"	2	"	"	"	"	"	"	
	Le Palais.....	"	12	"	"	"	2	6	24,000	
	Piriac-sur-Mer.....	"	3	"	"	"	"	"	"	
Le Croisic.....	La Turballe.....	"	16	"	"	"	"	"	"	
	Le Croisic.....	"	4	"	"	"	"	"	"	
	Le Pouliguen.....	"	4	"	"	"	"	"	"	
	Saint-Nazaire.....	"	4	"	"	"	"	"	"	
Saint-Nazaire.....	Saint-Nazaire.....	2	"	"	"	"	2	115	145,000	
	Dongos.....	"	6	"	"	"	"	"	"	
	Paimboeuf.....	"	41	"	1	"	"	"	"	
Nantes.....	Basse-Indre.....	"	"	145	"	"	"	"	"	
	Nantes.....	"	16	"	"	"	"	"	"	
	Pornic.....	"	5	"	"	"	2	10	18,000	
	Noirmoutier.....	"	5	"	"	"	2	10	18,000	
Noirmoutier.....	Barbâtre.....	"	2	"	"	"	2	20	50,000	
	Beauvoir-sur-Mer.....	"	1	"	"	"	"	"	"	
	Ile-d'Yeu.....	"	40	"	"	"	"	"	"	
	TOTAUX de la 1 <sup>re</sup> Section.....	7	940	6,294	46	8,605	12,680,000	15	245	417,000

7,241

(nombre de bateaux, tonnage et valeur). — Valeur des engins.  
commercial de la pêche en bateau. (Suite.)

VOILIERS						TOTAL DES BATEAUX.			VALEUR des ENGINS de pêche.	RENDEMENT ÉCONOMIQUE. — Valeur des produits pêchés par les bateaux armés dans le Syndicat.	RENDEMENT COMMERCIAL. — Valeur des produits de pêche française débarqués dans le Syndicat.
PONTÉS.			NON PONTÉS.			Nombre.	Tonnage.	Valeur.			
Nombre.	Tonnage.	Valeur.	Nombre.	Tonnage.	Valeur.				tonn <sup>2</sup> .	francs.	francs.
3	95	54,000	6	30	28,000	9	125	82,000	3,100	26,740	"
"	"	"	19	38	7,600	19	38	7,600	2,800	50,373	50,373
10	93	26,180	37	49	13,425	49	149	48,605	26,000	124,981	124,982
"	"	"	9	9	2,000	9	9	2,000	600	56,770	56,770
"	"	"	2	4	3,960	46	96	95,040	57,600	428,732	428,732
"	"	"	46	92	91,080						
5	250	175,000	12	36	30,000	68	414	327,000	65,000	816,039	1,409,782
"	"	"	49	122	98,000						
"	"	"	3	42	9,000	44	229	76,900	132,000	304,320	246,089
1	15	4,000	40	172	63,900						
5	82	15,000	11	132	32,000	79	991	235,000	285,000	1,612,944	1,566,428
9	125	30,000	54	652	158,000						
"	"	"	4	24	20,000	79	472	336,000	325,000	1,192,665	1,835,408
3	30	36,000	72	418	280,000						
"	"	"	4	15	9,550	19	93	29,950	18,000	106,620	332,751
1	6	6,000	14	72	14,400						
"	"	"	"	"	"	49	322	250,000	70,000	351,788	294,161
4	60	30,000	2	6	3,000						
1	19	10,000	40	122	62,000	7	14	3,000	3,500	19,738	19,738
"	"	"	7	14	3,000						
3	30	45,000	30	38	60,000	33	68	105,000	20,000	92,835	92,835
"	"	"	145	250	350,000	145	250	350,000	145,000	897,930	833,200
1	20	20,000	15	15	9,000	249	268	168,800	150,800	869,896	999,086
"	"	"	233	233	139,800						
3	15	6,600	"	"	"	74	380	163,600	48,500	410,140	578,445
26	255	96,000	41	90	25,000						
"	"	"	"	"	"	90	408	395,000	142,000	2,124,794	1,220,414
20	180	180,000	68	208	165,000						
1	5	1,000	"	"	"	46	164	32,100	20,000	268,465	268,465
13	91	15,600	32	68	15,500						
47	266	140,000	50	76	25,000	97	342	165,000	65,000	915,790	938,336
45	1,335	1,335,000	48	360	288,000	270	2,614	2,407,000	600,000	2,464,255	1,775,498
19	247	247,000	158	672	537,000						
1,071	30,583	21,767,780	5,855	29,820	16,475,055	6,987	69,253	51,339,835	21,268,240	111,423,581	107,440,737



I. PÊCHE EN BATEAU. — Importance des entreprises de Rendement économique et rendement

QUARTIERS.	SYNDICATS ou PORTS.	ENTREPRISES DE PÊCHE.			BATEAUX à VAPEUR.			BATEAUX à PROPULSION MÉCANIQUE.		
		Sociétés ou compagnies d'armement.	Armateurs.	Patrons propriétaires.	Nombre.	Tonnage.	Valeur.	Nombre.	Tonnage.	Valeur.

II. — RÉGION DE

2° SECTION. — Du quartier des Sables-

Les Sables-d'Olonne	Saint-Gilles-sur-Vie.....	"	4	"	"	"	"	"	"	"
	Les Sables-d'Olonne.....	"	150	"	"	"	7	34	36,000	"
	L'Aiguillon-sur-Mer.....	"	"	234	"	"	6	23	24,000	"
La Rochelle.....	Marans.....	"	"	88	"	"	"	"	"	"
	La Rochelle.....	"	7	"	"	20	5,820	8,800,000	"	"
	La Rochelle.....	"	50	"	24	5,990	11,000,000	5	58	110,000
Ile de Ré.....	Saint-Martin-de-Ré.....	"	2	"	"	"	"	"	5	"
	La Flotte.....	"	11	"	48	"	"	"	"	"
	Château-d'Oléron.....	"	5	"	"	"	"	1	10	30,000
Rochefort.....	Fouras.....	"	"	119	"	"	"	1	4	18,000
	Rochefort.....	"	5	"	45	"	"	"	"	"
	Marennes.....	"	"	9	"	"	"	"	"	"
Marennes.....	La Tremblade.....	"	"	60	"	"	"	"	"	"
	L'Éguille.....	"	2	"	65	"	"	"	"	"
	Hoyan.....	"	5	"	69	"	"	"	"	"
TOTALS de la 2° section.....		12	248	1,441	44	11,810	19,800,000	27	201	418,000
			1.701							

pêche (nombre de bateaux, tonnage et valeur). — Valeur des engins, commercial de la pêche en bateau. (Suite.)

VOILIERS	PONTÉS.			NON PONTÉS.			TOTAL DES BATEAUX.			VALEUR des ENGINS de pêche. francs.	RENDEMENT ÉCONOMIQUE. — Valeur des produits péchés par les bateaux armés dans le Syndicat. francs.	RENDEMENT COMMERCIAL. — Valeur des produits de pêche française débarqués dans le Syndicat. francs.
	Nombre.	Tonnage.	Valeur.	Nombre.	Tonnage.	Valeur.	Nombre.	Tonnage.	Valeur.			

L'OCÉAN. (Suite.)

d'Olonne au quartier de Marennes.

5	60	75,000	1	3	5,000	209	1,011	1,140,000	260,000	1,783,240	2,111,835
17	170	210,000	186	768	850,000						
94	1,900	1,670,000	56	124	97,200	403	3,711	3,162,200	770,000	8,181,011	7,983,170
64	1,210	1,000,000	176	420	335,000						
2	12	12,916	86	137	7,433	58	149	20,349	20,000	177,440	177,440
3	10	5,000	181	280	133,000	184	290	138,000	70,000	149,110	149,110
17	425	180,000	"	"	"	379	15,108	22,086,000	3,198,000	41,394,182	46,637,408
39	1,140	1,270,000	"	"	"						
60	1,275	610,000	212	375	86,000						
1	15	10,000	5	10	3,650	19	73	43,650	4,000	373,657	37,510
3	28	23,000	10	20	7,000						
14	143	70,000	"	"	"	62	372	159,000	125,000	179,280	179,280
26	185	78,000	22	44	11,000						
4	28	16,000	"	"	"	124	521	505,000	200,000	715,371	717,374
87	417	348,000	31	62	93,000						
5	51	28,000	"	"	"	50	362	171,000	25,000	274,019	231,819
35	292	135,000	10	19	8,000						
8	40	28,000	1	3	2,000	9	43	30,000	15,000	178,100	178,100
15	75	75,000	45	112	22,500	60	187	97,500	30,000	180,499	122,885
25	125	75,000	40	80	20,000	65	205	95,000	30,000	102,880	102,880
2	4	5,000	"	"	"	71	189	63,000	35,000	136,490	136,490
29	105	58,000	40	80	28,000						
2	58	85,000	"	"	"	56	326	411,300	79,000	413,165	510,330
19	150	130,000	"	"	"						
"	"	"	30	71	26,300						
576	7,918	6,196,916	1,132	2,608	1,735,083	1,779	22,537	28,149,999	4,861,000	54,238,444	59,275,631

I. PÊCHE EN BATEAU. — Importance des entreprises de Rendement économique et rendement

QUARTIERS.	SYNDICATS ou PORTS.	ENTREPRISES DE PÊCHE.			BATEAUX À VAPEUR.			BATEAUX à PROPULSION MÉCANIQUE.		
		Sociétés et compagnies d'armement.	Armateurs.	Patrons propriétaires.	Nombre.	Tonnage.	Valeur.	Nombre.	Tonnage.	Valeur.
Pauillac.....	Blaye.....	"	"	33	"	"	"	4	5	15,000
	Pauillac.....	"	"	9	"	"	"	"	"	"
	Le Verdon.....	1	"	"	"	"	"	1	62	150,000
	Branne.....	"	"	72	"	"	"	"	"	"
Bordeaux.....	Libourne.....	"	"	152	"	"	"	"	"	"
	Podensac.....	"	"	160	"	"	"	1	1	2,000
	Bordeaux.....	"	28	"	4	2,254	3,400,000	"	"	"
	Arès.....	"	94	"	"	"	"	2	4	12,000
Arcachon.....	Arès.....	"	"	250	"	"	"	6	12	18,000
	Gujan-Mestras.....	"	9	"	"	"	"	9	61	85,000
	La Teste.....	"	17	"	"	"	"	20	63	63,000
	Arcachon.....	"	"	186	"	"	"	17	83	189,000
Bayonne.....	Arcachon.....	"	4	"	32	5,918	4,500,000	"	"	"
	Capbreton.....	"	10	"	9	2,280	1,280,000	44	82	396,000
	Port-de-Lanne.....	"	"	83	"	"	"	38	219	103,000
	Urt.....	"	1	"	"	"	"	1	6	12,000
Saint-Jean-de-Luz.....	Bayonne.....	"	1	"	"	"	"	1	4	8,000
	Bayonne.....	"	"	18	"	"	"	"	"	"
	Bayonne.....	"	"	154	"	"	"	"	"	"
	Saint-Jean-de-Luz.....	"	"	50	"	"	"	"	"	"
TOTAUX de la 3 <sup>e</sup> Section.....		7	78	1,653	78	11,346	11,205,000	195	766	1,403,000
			1,738							

RÉCAPITULATION DE LA

1 <sup>re</sup> SECTION.....	7	940	6,294	46	8,605	12,680,000	15	245	417,000
2 <sup>e</sup> SECTION.....	12	248	1,441	44	11,810	19,800,000	27	201	418,000
3 <sup>e</sup> SECTION.....	7	78	1,653	78	11,346	11,205,000	195	766	1,403,000
TOTAUX de la RÉGION.....	26	1,266	9,388	168	31,761	43,685,000	237	1,212	2,238,000
		10,680							

pêche (nombre de bateaux, tonnage et valeur). — Valeur des engins. commercial de la pêche en bateau. (Suite.)

QUARTIERS.	VOILIERS						TOTAL DES BATEAUX.			VALEUR des ENGINS de pêche. francs.	RENDEMENT ÉCONOMIQUE. Valeur des produits pêchés par les bateaux armés dans le Syndicat. francs.	RENDEMENT COMMERCIAL. Valeur des produits de pêche française débarqués dans le Syndicat. francs.	
	PONTÉS.			NON PONTÉS.			Nombre.	Tonnage.	Valeur.				
	Nombre.	Tonnage.	Valeur.	Nombre.	Tonnage.	Valeur.							tonn <sup>2</sup> .
L'OCÉAN. (Suite et fin.) au quartier de Bayonne.	6	107	28,500	23	33	31,500	33	145	75,000	38,000	122,800	122,800	
	2	15	3,000	7	10	4,500	9	25	7,500	5,000	127,960	136,377	
	"	"	"	"	"	"	"	"	"	"	"	"	
	8	24	12,000	64	64	32,500	73	150	194,500	75,000	364,309	360,514	
	"	"	"	152	190	28,000	152	190	28,000	180,000	24,245	24,245	
	1	3	3,000	158	235	75,000	160	239	80,000	50,000	107,900	107,900	
	"	"	"	50	100	28,000	50	100	28,000	70,000	405,220	405,220	
	"	"	"	24	48	48,000	"	"	"	"	"	"	"
	3	6	7,500	89	178	178,000	122	2,400	3,645,500	500,000	7,138,592	79,778,033	
	"	"	"	244	244	244,000	250	256	262,000	400,000	165,800	165,800	
	"	"	"	"	"	"	"	"	"	"	"	"	"
	"	"	"	71	90	12,000	100	214	160,000	144,000	1,144,650	1,144,650	
	"	"	"	186	200	56,000	203	283	245,000	18,200	359,064	359,064	
	"	"	"	"	"	"	"	"	"	"	"	"	"
	"	"	"	"	"	"	"	"	"	"	"	"	"
	"	"	"	52	115	38,500	175	8,614	6,317,500	438,000	24,486,855	24,051,345	
"	"	"	"	"	"	"	"	"	"	"	"	"	
"	"	"	"	"	"	"	"	"	"	"	"	"	
"	"	"	18	40	12,000	20	50	32,000	25,000	281,926	285,456		
"	"	"	154	154	46,200	154	154	46,200	80,000	513,900	513,900		
"	"	"	50	50	15,000	50	50	15,000	50,000	339,901	339,901		
"	"	"	159	179	50,000	175	219	115,000	165,000	1,507,202	1,443,702		
"	"	"	"	"	"	"	"	"	"	"	"	"	
"	"	"	"	"	"	"	"	"	"	"	"	"	
"	"	"	46	68	30,000	114	1,086	2,340,000	980,000	7,915,856	8,046,805		
TOTAUX de la 3 <sup>e</sup> Section.....	20	155	54,000	1,547	1,998	929,200	1,840	14,265	13,591,200	3,318,200	45,006,180	117,285,712	

RÉGION DE L'OCÉAN.

1,071	30,583	21,767,780	5,855	29,820	16,475,055	6,987	69,253	51,339,835	21,268,240	111,423,581	107,440,737
576	7,918	6,196,916	1,132	2,608	1,735,083	1,770	22,537	28,149,999	4,861,000	54,238,444	59,275,631
20	155	54,000	1,547	1,998	929,200	1,840	14,265	13,591,200	3,318,200	45,006,180	117,285,712
1,667	38,656	28,018,696	8,534	34,426	19,139,338	10,606	106,055	93,081,034	29,447,440	210,668,205	284,002,080





I. PÊCHE EN BATEAU. — Importance des entreprises de pêche  
Rendement économique et rendement

(nombre de bateaux, tonnage et valeur). — Valeur des engins.  
commercial de la pêche en bateau. (Suite.)

QUARTIERS.	SYNDICATS ou PORTS.	ENTREPRISES DE PÊCHE.			BÂTEAUX À VAPEUR.			BÂTEAUX à PROPULSION MÉCANIQUE.			VOILIERS						TOTAL DES BÂTEAUX.			VALEUR des ENGINES de pêche. francs.	RENDEMENT ÉCONOMIQUE. — Valeur des produits pêchés par les bateaux armés dans le Syndicat. francs.	RENDEMENT COMMERCIAL. — Valeur des produits de pêche française débarqués dans le Syndicat. francs.	
		Sociétés ou compagnies d'armement.	Armateurs.	Patrons propriétaires.	Nombre.	Tonnage.	Valeur.	Nombre.	Tonnage.	Valeur.	PONTÉS.			NON PONTÉS.			Nombre.	Tonnage.	Valeur.				
											Nombre.	Tonnage.	Valeur.	Nombre.	Tonnage.	Valeur.							tonn <sup>a</sup> .
III. — RÉGION DE LA MÉDITERRANÉE (FRANCE ET CORSE). [Suite.]																							
2 <sup>e</sup> SECTION. — Du quartier de Marseille au quartier de Nice.																							
Marseille.....	Carry-le-Rouet.....	"	"	47	"	"	"	17	43	76,000	"	"	"	30	49	10,200	47	92	86,200	143,000	157,929	157,929	
	L'Estaque.....	"	2	"	"	"	"	2	4	8,000	"	"	"	"	"	"	97	168	208,000	614,000	728,375	728,375	
	Marseille.....	"	4	"	95	"	"	45	90	180,000	"	"	"	50	74	20,000	423	2,012	1,623,000	1,050,000	5,153,442	5,143,800	
	Marseille.....	"	35	"	"	4	280	450,000	60	190	160,000	2	10	10,000	100	120	50,000	68	117	70,000	139,000	502,000	502,900
	Mazargues.....	"	"	384	8	830	550,000	119	345	310,000	6	12	25,000	124	225	68,000	48	132	166,000	150,000	338,372	338,372	
La Ciotat.....	Cassis.....	"	"	48	"	"	"	21	100	150,000	"	"	"	42	64	15,000	"	"	"	"	"	"	
	La Ciotat.....	1	"	"	"	"	"	4	7	28,000	"	"	"	"	"	"	67	87	188,000	902,400	1,147,450	1,147,450	
	Bandol.....	"	"	63	"	"	"	38	55	145,000	"	"	"	25	25	15,000	71	101	114,000	69,000	268,900	268,900	
	Sanary.....	"	"	71	"	"	"	12	21	98,000	"	"	"	59	80	16,000	138	205	48,600	40,000	44,698	44,698	
	La Seyne.....	"	"	29	"	"	"	"	"	"	"	"	29	46	10,300	94	163	136,000	130,000	641,775	641,775		
Toulon.....	Saint-Mandrier.....	"	"	138	"	"	"	4	6	2,400	"	"	"	134	199	46,200	125	200	219,500	90,000	344,550	344,550	
	Toulon.....	"	8	"	"	"	"	28	56	100,000	"	"	"	66	107	36,000	157	346	251,000	138,000	1,452,150	1,452,150	
	Hyères.....	"	"	117	"	"	"	16	35	56,000	2	10	15,000	3	10	10,000	82	165	42,500	125,000	344,925	344,925	
	Saint-Tropez.....	"	"	148	"	"	"	12	45	80,000	3	15	16,000	133	250	70,000	60	100	130,000	220,000	99,520	99,520	
	Saint-Tropez.....	Saint-Raphaël.....	"	"	82	"	"	"	"	"	"	"	"	82	165	42,500	105	160	165,000	150,000	423,236	423,236	
Antibes.....	Cannes.....	"	5	"	"	"	"	6	10	40,000	"	"	"	51	90	90,000	43	75	39,800	48,000	227,090	227,090	
	Golfe-Juan.....	"	1	"	"	"	"	"	"	"	"	"	100	150	150,000	61	96	49,000	97,000	447,316	447,316		
	Antibes.....	"	38	"	"	"	"	4	13	15,000	"	"	"	38	60	24,000	39	53	24,210	40,000	430,500	430,500	
	Antibes.....	"	4	"	"	"	"	"	"	"	"	"	9	18	9,000	70	277	269,050	69,000	265,612	265,612		
	Cros-de-Cagnes.....	"	4	"	"	"	"	"	"	"	"	"	4	8	3,200	132	212	42,000	150,000	255,029	255,029		
Nice.....	Nice.....	1	"	"	1	202	238,000	"	"	"	"	"	35	45	21,010	37	58	10,500	14,000	203,753	203,753		
	Villefrancheu.....	"	69	"	"	"	"	1	1	1,000	"	"	"	69	75	31,050	"	"	"	"	"		
	Menton.....	"	132	"	"	"	"	"	"	"	"	"	131	211	41,000	"	"	"	"	"			
TOTAUX de la 2 <sup>e</sup> Section.....	6	68	1,911	13	1,312	1,238,000	419	1,090	1,504,400	13	47	66,000	1,548	2,416	1,024,260	1,993	4,865	3,892,660	4,417,555	13,550,763	13,541,121		

1,985



I. PÊCHE EN BATEAU. — Importance des entreprises de pêche  
Rendement économique et rendement

QUARTIERS.	SYNDICATS ou PORTS.	ENTREPRISES DE PÊCHE.			BATEAUX À VAPEUR.			BATEAUX à PROPULSION MÉCANIQUE.		
		Sociétés ou compagnies d'armement.	Armateurs.	Patrons propriétaires.	Nombre.	Tonnage.	Valeur.	Nombre.	Tonnage.	Valeur.

III. — RÉGION DE LA MÉDITER

3<sup>e</sup> SECTION. — Quartiers

Bastia	Bastia.....	"	"	85	"	"	"	3	6	21,000
	Macinaggio.....	"	"	14	"	"	"	2	4	4,800
	Centuri.....	"	"	13	"	"	"	2	4	10,500
	Porticciolo.....	"	"	3	"	"	"	"	"	"
	Canari.....	"	"	12	"	"	"	"	"	"
	Saint-Florent.....	"	"	13	"	"	"	"	"	"
	L'Île-Rousse.....	"	"	20	"	"	"	"	"	"
Calvi.....	"	"	35	"	"	"	1	3	9,000	
Ajaccio	Ajaccio.....	"	"	161	"	"	"	2	3	10,000
	Propriano.....	"	"	26	"	"	"	1	4	3,500
	Bonifacio.....	"	"	42	"	"	"	2	4	9,000
TOTAUX de la 3 <sup>e</sup> Section.....				424	"	"	13	28	67,800	
				424						

RÉCAPITULATION DE LA RÉGION DE

1 <sup>re</sup> SECTION.....	1	23	2,170	12	403	940,000	71	310	401,025
2 <sup>e</sup> SECTION.....	6	68	1,911	13	1,312	1,238,000	419	1,090	1,564,400
3 <sup>e</sup> SECTION.....	"	"	424	"	"	"	13	28	67,800
TOTAUX de la RÉGION.....	7	91	4,505	25	1,715	2,178,000	503	1,428	2,033,225
			4,603						

(nombre de bateaux, tonnage et valeur). — Valeur des engins.  
commercial de la pêche en bateau. (Suite.)

VOILIERS						TOTAL DES BATEAUX.			VALEUR des ENGINS de pêche.	RENDEMENT ÉCONOMIQUE. — Valeur des produits péchés par les bateaux armés dans le Syndicat.	RENDEMENT COMMERCIAL. — Valeur des produits de pêche française débarqués dans le Syndicat.
PONTÉS.			NON PONTÉS.			Nombre.	Tonnage.	Valeur.			
Nombre.	Tonnage.	Valeur.	Nombre.	Tonnage.	Valeur.				tonn <sup>2</sup> .	francs.	francs.

RANÉE (FRANCE ET CORSE). [Suite et fin.]

de Bastia et d'Ajaccio.

"	"	"	85	92	85,000	88	98	106,000	190,000	666,253	666,253
"	"	"	12	12	5,600	14	16	10,400	9,800	45,179	45,179
"	"	"	11	16	4,600	13	20	15,100	10,200	57,728	57,728
"	"	"	3	3	3,500	3	3	3,500	5,000	15,159	15,159
"	"	"	12	12	3,600	12	12	3,600	5,000	15,641	15,641
"	"	"	13	22	5,500	13	22	5,500	20,000	35,944	35,944
"	"	"	20	27	8,950	20	27	8,950	30,000	69,670	69,670
"	"	"	34	54	20,600	35	57	29,600	45,000	160,050	160,050
"	"	"	159	193	80,000	161	196	90,000	90,000	596,695	596,695
"	"	"	25	40	13,316	26	44	16,816	36,000	146,582	146,582
"	"	"	40	62	30,500	42	66	39,500	48,000	288,123	288,123
"	"	"	414	533	261,166	427	561	328,966	489,000	2,097,024	2,097,024

LA MÉDITERRANÉE (FRANCE ET CORSE).

512	3,033	1,708,330	1,607	1,817	1,048,130	2,202	5,563	4,097,485	4,380,600	18,518,452	20,168,049
13	47	66,000	1,548	2,416	1,024,260	1,993	4,865	3,892,660	4,417,555	13,550,763	13,541,121
"	"	"	414	533	261,166	427	561	328,966	489,000	2,097,024	2,097,024
525	3,080	1,774,330	3,569	4,766	2,333,556	4,622	10,989	8,319,111	9,287,155	34,166,239	35,806,191

I. PÊCHE EN BATEAU. — Importance des entreprises de Rendement économique et rendement

QUARTIERS.	SYNDICATS ou PORTS.	ENTREPRISES DE PÊCHE.			BATEAUX à VAPEUR.			BATEAUX à PROPULSION MÉCANIQUE.		
		Sociétés ou compagnies d'armement.	Armateurs.	Patrons propriétaires.	Nombre.	Tonnage.	Valeur.	Nombre.	Tonnage.	Valeur.
Bône.....	La Calle.....	1	"	"	"	"	"	"	"	
	"	"	8	23	"	"	"	"	"	
Bône.....	Bône.....	"	8	"	2	62	90,000	"	"	
	"	"	"	125	"	"	"	"	"	
Philippeville.....	Philippeville.....	1	"	"	2	61	120,000	"	"	
	"	"	12	"	6	222	520,000	"	"	
Philippeville.....	Collo.....	"	5	"	"	"	"	1	2	
	"	"	"	43	"	"	"	"	8,300	
Philippeville.....	Djidjelli.....	"	"	14	"	"	"	"	"	
	"	"	"	25	"	"	"	3	7	
Philippeville.....	Bougie.....	"	1	"	2	64	85,000	"	"	
	"	"	"	46	"	"	"	3	5	
Philippeville.....	Dellys.....	"	1	"	"	"	"	"	"	
	"	"	"	23	"	"	"	"	"	
Alger.....	Alger.....	"	7	"	16	532	1,600,000	"	"	
	"	"	"	192	"	"	"	4	10	
Alger.....	Castiglione.....	"	2	"	"	"	"	1	2	
	"	"	"	100	"	"	"	2	8,000	
Alger.....	Cherchell.....	"	"	29	"	"	"	1	2	
	"	"	"	29	"	"	"	4	7	
Alger.....	Ténès.....	"	1	"	2	43	200,000	"	"	
	"	"	"	2	"	"	"	1	3	
Alger.....	"	"	"	12	"	"	"	3	7	
	"	"	"	12	"	"	"	"	30,000	
Alger.....	Mostaganem.....	2	"	"	4	193	340,000	"	"	
	"	"	"	6	"	"	"	"	"	
Alger.....	"	"	"	42	"	"	"	3	6	
	"	"	"	42	"	"	"	"	20,000	
Oran.....	Arzew.....	5	"	"	6	138	460,000	"	"	
	"	"	"	13	"	"	"	"	"	
Oran.....	"	"	"	68	"	"	"	4	10	
	"	"	"	68	"	"	"	"	57,000	
Oran.....	Oran.....	3	"	"	4	174	350,000	"	"	
	"	"	"	38	"	"	"	"	"	
Oran.....	"	"	"	160	"	"	"	13	40	
	"	"	"	160	"	"	"	"	100,000	
Oran.....	Nemours.....	"	26	"	4	54	90,000	"	"	
	"	"	"	20	"	"	"	"	"	
TOTAUX DE LA RÉGION DE L'ALGÉRIE...		13	129	922	44	1,489	3,765,000	45	155	458,300
		1,064								

IV. — RÉGION DE

pêche (nombre de bateaux, tonnage et valeur). — Valeur des engins. commercial de la pêche en bateau. (Suite.)

VOILIERS						TOTAL DES BATEAUX.			VALEUR des ENGINS de pêche. francs.	RENDEMENT ÉCONOMIQUE. — Valeur des produits péchés par les bateaux armés dans le Syndicat. francs.	RENDEMENT COMMERCIAL. — Valeur des produits de pêche française débarqués dans le Syndicat. francs.
PONTÉS.			NON PONTÉS.			Nombre.	Tonnage.	Valeur.			
Nombre.	Tonnage.	Valeur.	Nombre.	Tonnage.	Valeur.				tonn <sup>2</sup> .	francs.	francs.
"	"	"	1	3	2,000	43	108	85,000	38,000	197,075	228,600
14	54	50,000	5	16	10,000						
"	"	"	23	35	23,000	141	472	496,500	100,000	1,199,815	1,170,673
7	130	135,000	2	2	2,500						
5	93	92,000	125	179	177,000	61	405	712,300	300,000	1,882,231	1,850,448
"	"	"	"	"	"						
"	"	"	10	34	18,000	19	41	34,000	37,000	129,235	129,235
"	"	"	42	86	46,000						
"	"	"	5	14	14,000	25	53	41,000	50,000	191,867	202,832
"	"	"	14	27	20,000						
"	"	"	22	46	28,000	48	200	181,400	53,000	579,731	579,731
"	"	"	"	"	"						
6	62	30,000	37	69	45,400	25	66	100,000	185,000	462,225	462,225
"	"	"	"	"	"						
2	14	20,000	"	"	"	208	910	2,085,000	1,000,000	8,397,861	8,386,896
"	"	"	23	52	80,000						
"	"	"	"	"	"	102	245	184,600	140,000	1,147,479	1,147,479
17	29	40,000	171	339	400,000						
1	8	14,000	"	"	"	29	49	97,000	320,000	429,660	429,660
5	37	70,000	94	196	84,600						
6	7	9,000	19	35	40,000	28	81	258,000	105,000	615,627	615,627
"	"	"	"	"	"						
"	"	"	"	"	"	59	372	485,000	300,000	1,090,631	1,090,631
"	"	"	"	"	"						
8	85	45,000	8	14	9,000	100	372	713,000	500,000	3,846,775	3,846,775
13	26	26,000	23	48	45,000						
4	73	40,000	"	"	"	213	646	704,000	964,000	4,683,200	4,683,200
6	19	25,000	8	13	9,000						
28	51	52,000	44	68	70,000	46	162	175,000	60,000	438,432	438,432
"	"	"	"	"	"						
2	24	25,000	34	68	34,000	150	300	150,000	150,000	150,000	150,000
10	40	45,000	"	"	"						
"	"	"	22	55	45,000	20	53	40,000	40,000	40,000	40,000
"	"	"	"	"	"						
134	758	718,000	924	1,780	1,410,500	1,147	4,182	6,351,800	4,152,000	25,292,444	25,292,444



I. PÊCHE EN BATEAU. — Importance des entreprises de pêche  
Rendement économique et rendement

QUARTIERS.	SYNDICATS ou PORTS.	ENTREPRISES DE PÊCHE.			BATEAUX À VAPEUR.		BATEAUX à PROPULSION MÉCANIQUE.			
		Sociétés ou compagnies d'armement.	Armateurs.	Patrons propriétaires.	Nombre.	Tonnage.	Valeur.	Nombre.	Tonnage.	Valeur.
Région de la mer du Nord et de la Manche.		38	625	4,907	239	49,807	75,585,000	183	2,130	5,196,875
		5,570								
Région de l'Océan.		26	1,266	9,388	168	31,761	43,685,000	237	1,212	2,238,000
		10,650								
Région de la Méditerranée. (France et Corse.)		7	91	4,505	25	1,715	2,178,000	503	1,428	2,033,225
		4,603								
Région de l'Algérie.		13	129	922	44	1,489	3,765,000	45	155	458,300
		1,064								
Saint-Pierre-et-Miquelon.		"	"	"	"	"	"	"	"	"
TOTAUX GÉNÉRAUX.		84	2,111	19,512	476	84,772	125,213,000	968	4,925	9,926,400
		21,917								

RÉCAPITU

(nombre de bateaux, tonnage et valeur). — Valeur des engins.  
commercial de la pêche en bateau. (Fin.)

VOILIERS						TOTAL DES BATEAUX.			VALEUR des ENGINS de pêche. francs.	RENDEMENT ÉCONOMIQUE. — Valeur des produits pêchés par les bateaux armés dans le Syndicat. francs.	RENDEMENT COMMERCIAL. — Valeur des produits de pêche française débarqués dans le Syndicat. francs.
PONTÉS.			NON PONTÉS.			Nombre.	Tonnage.	Valeur.			
Nombre.	Tonnage.	Valeur.	Nombre.	Tonnage.	Valeur.				tonn <sup>2</sup> .	francs.	francs.
tonn <sup>2</sup> .	francs.	tonn <sup>2</sup> .	francs.	tonn <sup>2</sup> .	francs.	francs.	francs.	francs.	francs.	francs.	
1,020	55,022	47,554,320	4,332	11,232	5,258,605	5,774	118,191	133,594,800	27,301,195	246,441,868	172,903,844
1,667	38,656	28,018,696	8,534	34,426	19,139,338	10,606	106,055	93,081,034	29,447,440	210,668,205	284,002,080
525	3,060	1,774,330	3,569	4,766	2,333,556	4,622	10,989	8,319,111	9,287,155	34,166,239	35,806,194
134	758	718,000	924	1,780	1,410,500	1,147	4,182	6,351,800	4,152,000	25,292,444	25,292,444
"	"	"	"	"	"	"	"	"	"	1,435,800	"
3,346	97,516	78,065,346	17,359	52,204	28,141,999	22,149	230,417	241,346,745	70,187,790	518,004,562	518,004,562

LATION.







II. PÊCHE EN BATEAU. — Renseignements

QUARTIERS.	PORTS OU SYNDICATS.	NOM- BRE D'EN- TRE- PRISES de pêche.	BATEAUX À VAPEUR.						
			RÉPARTITION SUIVANT LE TONNAGE.						
			NOMBRE.	0 à 5 t.	6 à 10 t.	11 à 25 t.	26 à 50 t.	51 à 75 t.	76 à 100 t.

sur le tonnage des bateaux. (Suite.)

	BATEAUX A PROPULSION MÉCANIQUE.							VOILIERS.							TOTAL des BATEAUX.	TON- NAGE GLOBAL. tonneaux.
	RÉPARTITION SUIVANT LE TONNAGE.							RÉPARTITION SUIVANT LE TONNAGE.								
	NOMBRE.	0 à 5 t.	6 à 10 t.	11 à 25 t.	26 à 50 t.	51 à 75 t.	76 à 100 t.	Plus de 100 t.	NOMBRE.	0 à 5 t.	6 à 10 t.	11 à 25 t.	26 à 50 t.	51 à 75 t.		

RÉGION DE LA MER DU NORD ET DE LA MANCHE. (Suite.)

3° SECTION. — Du quartier de Saint-Malo au quartier du Conquet.

Saint-Malo.....	Saint-Malo.....	96	1	"	"	"	"	"	"	"	"	"	"	"	"	"	94	18	"	"	"	"	"	"	76	95	23,680	
	Saint-Servan.....	74	"	"	"	"	"	"	"	"	"	"	"	"	"	"	"	72	39	"	2	"	"	"	"	31	74	8,863
	Saint-Suliac.....	111	"	"	"	"	"	"	"	"	"	"	"	"	"	"	"	111	111	"	"	"	"	"	"	"	111	166
	Pleurtuit.....	49	"	"	"	"	"	"	"	"	"	"	"	"	"	"	"	49	49	"	"	"	"	"	"	"	49	105
	Dinard-Saint-Briac.....	33	"	"	"	"	"	"	"	"	"	"	"	"	"	"	"	32	29	3	"	"	"	"	"	"	33	60
Dinan.....	Pleudihen.....	32	"	"	"	"	"	"	"	"	"	"	"	"	"	"	"	32	31	1	"	"	"	"	"	"	32	65
	Plouer.....	19	"	"	"	"	"	"	"	"	"	"	"	"	"	"	"	19	19	"	"	"	"	"	"	"	19	34
	Saint-Jacut.....	33	"	"	"	"	"	"	"	"	"	"	"	"	"	"	"	33	29	4	"	"	"	"	"	"	33	78
	Dinan.....	6	"	"	"	"	"	"	"	"	"	"	"	"	"	"	"	6	6	"	"	"	"	"	"	6	18	
Saint-Brieuc.....	Plévenon.....	54	"	"	"	"	"	"	"	"	"	"	"	"	"	"	"	54	51	3	"	"	"	"	"	"	54	96
	Dahouet-Pléneuf.....	53	"	"	"	"	"	"	"	"	"	"	"	"	"	"	"	53	49	3	"	"	"	"	"	1	53	318
	Saint-Brieuc.....	24	2	"	"	"	"	"	"	"	"	"	"	"	"	"	"	23	22	"	"	"	"	"	1	25	1,667	
Le Légué.....	Le Légué.....	30	"	"	"	"	"	"	"	"	"	"	"	"	"	"	"	30	4	14	12	"	"	"	"	"	30	257
Binic.....	Binic.....	14	"	"	"	"	"	"	"	"	"	"	"	"	"	"	"	13	13	"	"	"	"	"	"	"	14	23
	Portrieux.....	27	"	"	"	"	"	"	"	"	"	"	"	"	"	"	"	1	1	"	"	"	"	"	"	26	27	91
Paimpol.....	Plouha.....	17	"	"	"	"	"	"	"	"	"	"	"	"	"	"	"	17	17	"	"	"	"	"	"	"	17	26
	Plouezec.....	32	"	"	"	"	"	"	"	"	"	"	"	"	"	"	"	32	31	1	"	"	"	"	"	"	32	84
	Paimpol.....	180	"	"	"	"	"	"	"	"	"	"	"	"	"	"	"	180	98	28	45	"	"	"	9	180	1,002	
	Portrieux.....	25	"	"	"	"	"	"	"	"	"	"	"	"	"	"	"	1	"	"	1	"	"	"	"	24	25	93



II. PÊCHE EN BATEAU. — Renseignements

QUARTIERS.	PORTS OU SYNDICATS.	NOM- BRE D'EN- TRE- PRISES de pêche.	BATEAUX À VAPEUR.							TOTAL des BATEAUX.	TON- NAGE GLOBAL.			
			RÉPARTITION SUIVANT LE TONNAGE.											
			NOMBRE.	0 à 5 t <sup>s</sup> .	6 à 10 t <sup>s</sup> .	11 à 25 t <sup>s</sup> .	26 à 50 t <sup>s</sup> .	51 à 75 t <sup>s</sup> .	76 à 100 t <sup>s</sup> .			Plus de 100 t <sup>s</sup> .		
RÉGION DE LA MER DU NORD														
3 <sup>e</sup> SECTION. — Du quartier de														
Tréguier .....	Pleubian .....	90	"	"	"	"	"	"	"	"	90	252		
	Tréguier .....	84	1	"	"	"	"	"	"	1			84	832
	Port-Blanc .....	40	"	"	"	"	"	"	"	"			40	69
Lannion .....	Perros-Guirec .....	62	"	"	"	"	"	"	"	"	62	166		
	Pleumeur-Bodou .....	78	"	"	"	"	"	"	"	"			78	163
	Lannion .....	52	"	"	"	"	"	"	"	"			52	139
Morlaix .....	Plougasnou .....	58	"	"	"	"	"	"	"	"	58	245		
	Morlaix .....	66	"	"	"	"	"	"	"	"			66	254
	Roscoff .....	231	"	"	"	"	"	"	"	"			231	770
	Plounéour-Trez .....	104	"	"	"	"	"	"	"	"			104	185
Le Conquet .....	Plouguerneau .....	258	"	"	"	"	"	"	"	"	258	774		
	l'Aber-Wrach .....	236	"	"	"	"	"	"	"	"			236	777
	Porspoder .....	198	"	"	"	"	"	"	"	"			198	426
	Ouessant .....	86	"	"	"	"	"	"	"	"			86	92
	Molène (île) .....	46	"	"	"	"	"	"	"	"			46	290
Le Conquet .....	166	"	"	"	"	"	"	"	"	166	628			
Totaux de la 3 <sup>e</sup> Section .....		2,764	4	"	"	"	"	"	"	4	2,766	42,838		

RÉCAPITULATION DE LA RÉGION

1 <sup>re</sup> Section .....	1,311	228	"	1	4	18	25	14	166
2 <sup>e</sup> Section .....	1,495	7	"	"	"	"	"	1	6
3 <sup>e</sup> Section .....	2,764	4	"	"	"	"	"	"	4
Totaux de la Région .....	5,570	239	"	1	4	18	25	15	176

sur le tonnage des bateaux. (Suite.)

	BATEAUX À PROPULSION MÉCANIQUE.							VOILIERS.							TOTAL des BATEAUX.	TON- NAGE GLOBAL.		
	RÉPARTITION SUIVANT LE TONNAGE.							RÉPARTITION SUIVANT LE TONNAGE.										
	NOMBRE.	0 à 5 t <sup>s</sup> .	6 à 10 t <sup>s</sup> .	11 à 25 t <sup>s</sup> .	26 à 50 t <sup>s</sup> .	51 à 75 t <sup>s</sup> .	76 à 100 t <sup>s</sup> .	Plus de 100 t <sup>s</sup> .	NOMBRE.	0 à 5 t <sup>s</sup> .	6 à 10 t <sup>s</sup> .	11 à 25 t <sup>s</sup> .	26 à 50 t <sup>s</sup> .	51 à 75 t <sup>s</sup> .			76 à 100 t <sup>s</sup> .	Plus de 100 t <sup>s</sup> .
ET DE LA MANCHE. (Suite et fin.)																		
Saint-Malo au quartier du Conquet. (Suite et fin.)																		
"	"	"	"	"	"	"	"	"	90	72	18	"	"	"	"	"	90	252
"	"	"	"	"	"	"	"	"	83	82	1	"	"	"	"	"	84	832
"	"	"	"	"	"	"	"	"	40	40	"	"	"	"	"	"	40	69
"	4	1	3	"	"	"	"	"	58	50	7	1	"	"	"	"	62	166
"	"	"	"	"	"	"	"	"	78	77	"	1	"	"	"	"	78	163
"	"	"	"	"	"	"	"	"	52	52	"	"	"	"	"	"	52	139
"	2	2	"	"	"	"	"	"	56	43	7	6	"	"	"	"	58	245
"	"	"	"	"	"	"	"	"	66	43	19	4	"	"	"	"	66	254
"	1	"	"	"	1	"	"	"	230	167	58	5	"	"	"	"	231	770
"	"	"	"	"	"	"	"	"	104	104	"	"	"	"	"	"	104	185
"	"	"	"	"	"	"	"	"	258	254	4	"	"	"	"	"	258	774
"	"	"	"	"	"	"	"	"	238	235	"	3	"	"	"	"	238	777
"	"	"	"	"	"	"	"	"	198	196	"	2	"	"	"	"	198	426
"	"	"	"	"	"	"	"	"	86	86	"	"	"	"	"	"	86	92
"	"	"	"	"	"	"	"	"	46	46	"	"	"	"	"	"	46	290
"	"	"	"	"	"	"	"	"	166	102	48	16	"	"	"	"	166	628
"	13	6	5	1	1	"	"	"	2,749	2,302	228	101	"	"	"	118	2,766	42,838

DE LA MER DU NORD ET DE LA MANCHE.

126	64	39	18	4	"	"	1	1,143	576	195	295	26	5	2	44	1,497	63,987
44	8	74	12	6	4	"	"	1,460	1,132	142	122	54	1	"	9	1,511	11,366
13	6	5	1	1	"	"	"	2,749	2,302	228	101	"	"	"	118	2,766	42,838
183	78	58	31	11	4	"	1	5,352	4,010	565	518	80	6	2	171	5,774	118,191

II. PÊCHE EN BATEAU. — Renseignements

QUARTIERS.	PORTS OU SYNDICATS.	NOM- BRE D'EN- TRE- PRISES de pêche.	BATEAUX À VAPEUR.							TOTAL des BATEAUX.	TON- NAGE GLOBAL. tonneaux.	
			RÉPARTITION SUIVANT LE TONNAGE.									
			NOMBRE.	0 à 5 t <sup>s</sup> .	6 à 10 t <sup>s</sup> .	11 à 25 t <sup>s</sup> .	26 à 50 t <sup>s</sup> .	51 à 75 t <sup>s</sup> .	76 à 100 t <sup>s</sup> .			Plus de 100 t <sup>s</sup> .
RÉGION DE												
1 <sup>re</sup> SECTION. — Du quartier de Brest												
Brest.....	Brest.....	46	3	"	"	"	3	"	"	"		
	Plougastel-Daoulas.....	82	"	"	"	"	"	"	"	"		
	Le Faou.....	68	"	"	"	"	"	"	"	"		
	Port-Launay.....	18	"	"	"	"	"	"	"	"		
Camaret.....	Camaret.....	199	"	"	"	"	"	"	"	"		
	Crozon.....	133	"	"	"	"	"	"	"	"		
Douarnenez.....	Douarnenez.....	722	"	"	"	"	"	"	"			
Audierne.....	Île de Sein.....	70	"	"	"	"	"	"	"	"		
	Audierne.....	522	"	"	"	"	"	"	"	"		
Quimper.....	Penmarch.....	283	"	"	"	"	"	"	"	"		
	Le Guilvinec.....	431	"	"	"	"	"	"	"	"		
	Loctudy.....	222	"	"	"	"	"	"	"	"		
	Quimper.....	96	"	"	"	"	"	"	"	"		
Concarneau.....	Concarneau.....	524	"	"	"	"	"	"	"	"		
	Doëlan.....	257	"	"	"	"	"	"	"	"		
Lorient.....	Lorient.....	163	42	"	"	"	3	3	1	35		
	Port-Louis.....	366	"	"	"	"	"	"	"	"		
Groix.....	Groix.....	755	"	"	"	"	"	"	"			
Auray.....	Étel.....	239	"	"	"	"	"	"	"	"		
	Quiberon.....	120	1	"	"	1	"	"	"	"		
	La Trinité-sur-Mer.....	40	"	"	"	"	"	"	"	"		
	Auray.....	110	"	"	"	"	"	"	"	"		
	Larmor-Baden.....	28	"	"	"	"	"	"	"	"		
	Honat.....	26	"	"	"	"	"	"	"	"		
	Hoëdic.....	35	"	"	"	"	"	"	"	"		

sur le tonnage des bateaux. (Suite.)

	BATEAUX À PROPULSION MÉCANIQUE.							VOILIERS.							TOTAL des BATEAUX.	TON- NAGE GLOBAL. tonneaux.		
	RÉPARTITION SUIVANT LE TONNAGE.							RÉPARTITION SUIVANT LE TONNAGE.										
	NOMBRE.	0 à 5 t <sup>s</sup> .	6 à 10 t <sup>s</sup> .	11 à 25 t <sup>s</sup> .	26 à 50 t <sup>s</sup> .	51 à 75 t <sup>s</sup> .	76 à 100 t <sup>s</sup> .	Plus de 100 t <sup>s</sup> .	NOMBRE.	0 à 5 t <sup>s</sup> .	6 à 10 t <sup>s</sup> .	11 à 25 t <sup>s</sup> .	26 à 50 t <sup>s</sup> .	51 à 75 t <sup>s</sup> .			76 à 100 t <sup>s</sup> .	Plus de 100 t <sup>s</sup> .
L'Océan.																		
au quartier de Noirmoutier.																		
	"	"	"	"	"	"	"	"	45	40	5	"	"	"	"	"	48	336
	"	"	"	"	"	"	"	"	82	14	58	10	"	"	"	"	82	656
	"	"	"	"	"	"	"	"	68	18	37	13	"	"	"	"	68	390
	"	"	"	"	"	"	"	"	18	18	"	"	"	"	"	"	18	22
	"	"	"	"	"	"	"	"	211	56	40	74	38	3	"	"	211	4,790
	"	"	"	"	"	"	"	"	133	67	30	35	1	"	"	"	133	760
	1	"	1	"	"	"	"	"	721	181	283	200	17	32	3	5	722	9,290
	"	"	"	"	"	"	"	"	70	25	24	21	"	"	"	"	70	518
	"	"	"	"	"	"	"	"	522	127	217	174	4	"	"	"	522	3,531
	"	"	"	"	"	"	"	"	283	181	83	19	"	"	"	"	283	818
	"	"	"	"	"	"	"	"	431	150	160	121	"	"	"	"	431	2,686
	"	"	"	"	"	"	"	"	222	212	8	2	"	"	"	"	222	805
	"	"	"	"	"	"	"	"	96	66	22	8	"	"	"	"	96	318
	"	"	"	"	"	"	"	"	524	230	150	84	35	23	2	"	524	6,379
	"	"	"	"	"	"	"	"	257	217	39	1	"	"	"	"	257	822
	2	"	1	"	"	1	"	"	163	100	33	14	12	3	"	1	207	9,938
	"	"	"	"	"	"	"	"	389	150	108	60	59	3	"	"	389	4,440
	"	"	"	"	"	"	"	"	334	119	6	1	138	70	"	"	334	9,595
	"	"	"	"	"	"	"	"	239	103	23	49	62	2	"	"	239	3,394
	"	"	"	"	"	"	"	"	119	89	26	4	"	"	"	"	120	420
	"	"	"	"	"	"	"	"	40	33	7	"	"	"	"	"	40	103
	"	"	"	"	"	"	"	"	110	74	12	24	"	"	"	"	110	535
	"	"	"	"	"	"	"	"	28	28	"	"	"	"	"	"	28	93
	"	"	"	"	"	"	"	"	26	21	5	"	"	"	"	"	26	81
	"	"	"	"	"	"	"	"	35	34	1	"	"	"	"	"	35	77



II. PÊCHE EN BATEAU. — Renseignements

QUARTIERS.	PORTS OU SYNDICATS.	NOMBRE D'EN- TRE- PRISES de pêche.	BATEAUX À VAPEUR.						
			RÉPARTITION SUIVANT LE TONNAGE.						
			NOMBRE.	0 à 5 t <sup>s</sup> .	6 à 10 t <sup>s</sup> .	11 à 25 t <sup>s</sup> .	26 à 50 t <sup>s</sup> .	51 à 75 t <sup>s</sup> .	76 à 100 t <sup>s</sup> .
RÉGION DE									
1 <sup>re</sup> SECTION. — Du quartier de Brest									
Vannes.....	L'Île-aux-Moines.....	52	"	"	"	"	"	"	"
	Séné.....	166	"	"	"	"	"	"	"
	Port-Navalo.....	32	"	"	"	"	"	"	"
	Sarzeau.....	39	"	"	"	"	"	"	"
	Vannes.....	9	"	"	"	"	"	"	"
	Damgan.....	19	"	"	"	"	"	"	"
Belle-Île.....	La Roche-Bernard.....	49	"	"	"	"	"	"	"
	Redon.....	9	"	"	"	"	"	"	"
Le Croisic.....	Sauzon.....	48	"	"	"	"	"	"	"
	Le Palais.....	63	"	"	"	"	"	"	"
Saint-Nazaire.....	Piriac-sur-Mer.....	44	"	"	"	"	"	"	"
	La Turballe.....	79	"	"	"	"	"	"	"
	Le Croisic.....	79	"	"	"	"	"	"	"
	Le Pouliguen.....	19	"	"	"	"	"	"	"
Nantes.....	Saint-Nazaire.....	49	"	"	"	"	"	"	"
	Donges.....	7	"	"	"	"	"	"	"
	Paimbœuf.....	33	"	"	"	"	"	"	"
Noirmoutier.....	Basse-Indre.....	145	"	"	"	"	"	"	"
	Nantes.....	249	"	"	"	"	"	"	"
Noirmoutier.....	Pornic.....	74	"	"	"	"	"	"	"
	Noirmoutier.....	90	"	"	"	"	"	"	"
	Barbâtre.....	45	"	"	"	"	"	"	"
	Beauvoir-sur-Mer.....	97	"	"	"	"	"	"	"
L'Île d'Yeu.....		190	"	"	"	"	"	"	"
TOTAUX de la 1 <sup>re</sup> Section.....		7,241	46	"	1	6	3	1	35

sur le tonnage des bateaux. (Suite.)

L'OCÉAN. (Suite.)	BATEAUX À PROPULSION MÉCANIQUE.							VOILIERS.							TOTAL des BATEAUX.	TON- NAGE GLOBAL. tonneaux.		
	RÉPARTITION SUIVANT LE TONNAGE.							RÉPARTITION SUIVANT LE TONNAGE.										
	NOMBRE.	0 à 5 t <sup>s</sup> .	6 à 10 t <sup>s</sup> .	11 à 25 t <sup>s</sup> .	26 à 50 t <sup>s</sup> .	51 à 75 t <sup>s</sup> .	76 à 100 t <sup>s</sup> .	Plus de 100 t <sup>s</sup> .	NOMBRE.	0 à 5 t <sup>s</sup> .	6 à 10 t <sup>s</sup> .	11 à 25 t <sup>s</sup> .	26 à 50 t <sup>s</sup> .	51 à 75 t <sup>s</sup> .			76 à 100 t <sup>s</sup> .	Plus de 100 t <sup>s</sup> .
au quartier de Noirmoutier. (Suite et fin.)																		
"	"	"	"	"	"	"	"	52	51	1	"	"	"	"	"	"	52	80
"	"	"	"	"	"	"	"	166	50	116	"	"	"	"	"	"	166	819
"	"	"	"	"	"	"	"	32	32	"	"	"	"	"	"	"	32	51
"	"	"	"	"	"	"	"	39	37	2	"	"	"	"	"	"	39	60
"	"	"	"	"	"	"	"	9	6	"	2	"	1	"	"	"	9	125
"	"	"	"	"	"	"	"	19	19	"	"	"	"	"	"	"	19	38
"	"	"	"	"	"	"	"	47	37	6	4	"	"	"	"	"	49	149
"	"	"	"	"	"	"	"	9	9	"	"	"	"	"	"	"	9	9
"	"	"	"	"	"	"	"	48	48	"	"	"	"	"	"	"	48	96
"	"	"	"	"	"	"	"	66	61	5	"	"	"	"	"	"	68	414
"	"	"	"	"	"	"	"	44	28	10	6	"	"	"	"	"	44	229
"	"	"	"	"	"	"	"	79	9	7	63	"	"	"	"	"	79	991
"	"	"	"	"	"	"	"	79	28	27	23	1	"	"	"	"	79	472
"	"	"	"	"	"	"	"	19	10	9	"	"	"	"	"	"	19	93
"	"	"	"	"	"	"	"	2	"	"	"	2	"	"	"	"	49	322
"	"	"	"	"	"	"	"	7	7	"	"	"	"	"	"	"	7	14
"	"	"	"	"	"	"	"	33	30	3	"	"	"	"	"	"	33	68
"	"	"	"	"	"	"	"	145	145	"	"	"	"	"	"	"	145	250
"	"	"	"	"	"	"	"	249	248	"	1	"	"	"	"	"	249	268
"	"	"	"	"	"	"	"	70	48	20	2	"	"	"	"	"	74	380
"	"	"	"	"	"	"	"	2	"	"	2	"	"	"	"	"	90	408
"	"	"	"	"	"	"	"	46	33	13	"	"	"	"	"	"	46	164
"	"	"	"	"	"	"	"	97	58	39	"	"	"	"	"	"	97	342
"	"	"	"	"	"	"	"	270	143	44	60	22	1	"	"	"	270	2,614
15	7	3	2	"	3	"	"	6,926	3,532	1,746	1,109	390	138	5	6	6,987	69,253	

QUARTIERS.	PORTS.	NOM- BRE D'EN- TRE- PRISES de pêche.	BATEAUX À VAPEUR.							BATEAUX À PROPULSION MÉCANIQUE.							VOILIERS.							TOTAL des BATEAUX.	TON- NAGE GLOBAL.  tonneaux.																			
			RÉPARTITION SUIVANT LE TONNAGE.							RÉPARTITION SUIVANT LE TONNAGE.							RÉPARTITION SUIVANT LE TONNAGE.																											
			NOMBRE.	0 à 5 t.	6 à 10 t.	11 à 25 t.	26 à 50 t.	51 à 75 t.	76 à 100 t.	Plus de 100 t.	NOMBRE.	0 à 5 t.	6 à 10 t.	11 à 25 t.	26 à 50 t.	51 à 75 t.	76 à 100 t.	Plus de 100 t.	NOMBRE.	0 à 5 t.	6 à 10 t.	11 à 25 t.	26 à 50 t.			51 à 75 t.	76 à 100 t.	Plus de 100 t.																
RÉGION DE L'OcéAN. (Suite.)																																												
2° SECTION. — Du quartier des Sables													d'Olonne au quartier de Marennes.																															
Les Sables-d'Olonne	Saint-Gilles-sur-Vie.....	207	"	"	"	"	"	"	"	"	"	"	"	"	"	"	"	"	"	"	"	"	"	"	"	"	209	134	60	15	"	"	"	"	209	1,001								
	Les Sables-d'Olonne.....	384	"	"	"	"	"	"	"	"	"	"	"	"	"	"	"	"	"	"	"	"	"	"	"	"	13	12	1	"	"	"	"	"	390	190	44	116	40	"	"	"	403	3,711
La Rochelle.....	L'Aiguillon.....	88	"	"	"	"	"	"	"	"	"	"	"	"	"	"	"	"	"	"	"	"	"	"	"	"	88	88	"	"	"	"	"	"	88	149								
	Marans.....	184	"	"	"	"	"	"	"	"	"	"	"	"	"	"	"	"	"	"	"	"	"	"	"	"	184	181	3	"	"	"	"	"	184	290								
	La Rochelle.....	329	44	"	"	"	"	"	"	"	"	"	"	"	"	"	"	"	"	"	"	"	"	"	"	"	7	"	"	7	"	"	"	"	328	212	38	28	48	"	"	2	379	15,108
	La Flotte.....	59	"	"	"	"	"	"	"	"	"	"	"	"	"	"	"	"	"	"	"	"	"	"	"	"	"	19	15	2	2	"	"	"	"	19	73							
Île d'Oléron.....	Le Château d'Oléron....	124	"	"	"	"	"	"	"	"	"	"	"	"	"	"	"	"	"	"	"	"	"	"	"	"	2	1	"	1	"	"	"	"	122	76	44	2	"	"	"	"	124	521
Rochefort.....	Fouras.....	50	"	"	"	"	"	"	"	"	"	"	"	"	"	"	"	"	"	"	"	"	"	"	"	"	"	50	14	24	12	"	"	"	"	50	362							
	Rochefort.....	9	"	"	"	"	"	"	"	"	"	"	"	"	"	"	"	"	"	"	"	"	"	"	"	"	"	9	5	2	2	"	"	"	"	9	43							
Marennes.....	Marennes.....	60	"	"	"	"	"	"	"	"	"	"	"	"	"	"	"	"	"	"	"	"	"	"	"	"	"	60	45	15	"	"	"	"	"	60	187							
	La Tremblade.....	65	"	"	"	"	"	"	"	"	"	"	"	"	"	"	"	"	"	"	"	"	"	"	"	"	"	65	52	12	1	"	"	"	"	65	205							
	L'Éguille.....	71	"	"	"	"	"	"	"	"	"	"	"	"	"	"	"	"	"	"	"	"	"	"	"	"	"	71	50	20	1	"	"	"	"	71	189							
	Royan.....	56	"	"	"	"	"	"	"	"	"	"	"	"	"	"	"	"	"	"	"	"	"	"	"	"	"	5	2	"	3	"	"	"	"	51	37	4	8	2	"	"	56	326
TOTAUX de la 2° Section.....		1,701	44	"	"	"	"	"	"	"	"	"	"	"	"	"	"	"	"	"	"	"	"	"	"	"	27	15	1	11	"	"	"	"	1,708	1,129	286	201	90	"	"	2	1,779	22,537



II. PÊCHE EN BATEAU. — Renseignements

QUARTIERS.	PORTS. OU SYNDICATS.	NOM- BRE D'EN- TRE- PRISES de pêche.	BATEAUX À VAPEUR.						
			RÉPARTITION SUIVANT LE TONNAGE.						
			NOMBRE.	0 à 5 t <sup>5</sup> .	6 à 10 t <sup>5</sup> .	11 à 25 t <sup>5</sup> .	26 à 50 t <sup>5</sup> .	51 à 75 t <sup>5</sup> .	76 à 100 t <sup>5</sup> .

RÉGION DE

3<sup>e</sup> SECTION. — Du quartier de Pauillac

Pauillac.....	Blaye.....	33	"	"	"	"	"	"	"	"
	Pauillac.....	9	"	"	"	"	"	"	"	"
	Le Verdon.....	73	"	"	"	"	"	"	"	"
Bordeaux.....	Branne.....	152	"	"	"	"	"	"	"	"
	Libourne.....	160	"	"	"	"	"	"	"	"
	Podensac.....	50	"	"	"	"	"	"	"	"
	Bordeaux.....	122	4	"	"	"	"	"	"	4
Arcachon.....	Cujan-Mestras.....	100	"	"	"	"	"	"	"	"
	Arès.....	250	"	"	"	"	"	"	"	"
	La Teste.....	203	"	"	"	"	"	"	"	"
	Arcachon.....	97	41	"	"	"	"	2	1	38
Bayonne.....	Cap Breton.....	20	"	"	"	"	"	"	"	"
	Port-de-Laune.....	154	"	"	"	"	"	"	"	"
	Urt.....	50	"	"	"	"	"	"	"	"
	Bayonne.....	175	1	1	"	"	"	"	"	"
	Saint-Jean-de-Luz.....	90	32	"	3	23	2	"	"	4
TOTAUX de la 3 <sup>e</sup> Section.....		1,738	78	1	3	23	2	2	1	46

RÉCAPITULATION

1 <sup>re</sup> Section.....	7,241	46	"	"	1	6	3	1	35
2 <sup>e</sup> Section.....	1,701	44	"	"	"	"	"	"	44
3 <sup>e</sup> Section.....	1,738	78	1	3	23	2	2	1	46
TOTAUX.....	10,680	168	1	3	24	8	5	2	125

sur le tonnage des bateaux. (Suite.)

	BATEAUX À PROPULSION MÉCANIQUE.							VOILIERS.							TOTAL des BATEAUX.	TON- NAGE GLOBAL.  tonneaux
	RÉPARTITION SUIVANT LE TONNAGE.							RÉPARTITION SUIVANT LE TONNAGE.								
	NOMBRE.	0 à 5 t <sup>5</sup> .	6 à 10 t <sup>5</sup> .	11 à 25 t <sup>5</sup> .	26 à 50 t <sup>5</sup> .	51 à 75 t <sup>5</sup> .	76 à 100 t <sup>5</sup> .	Plus de 100 t <sup>5</sup> .	NOMBRE.	0 à 5 t <sup>5</sup> .	6 à 10 t <sup>5</sup> .	11 à 25 t <sup>5</sup> .	26 à 50 t <sup>5</sup> .	51 à 75 t <sup>5</sup> .		

L'OcéAN. (Suite et fin.)

au quartier de Bayonne.

Pauillac.....	4	4	"	"	"	"	"	"	29	23	"	5	1	"	"	"	33	145
	"	"	"	"	"	"	"	"	9	7	2	"	"	"	"	"	9	25
	1	"	"	"	"	1	"	"	72	64	8	"	"	"	"	"	73	150
Bordeaux.....	"	"	"	"	"	"	"	"	152	152	"	"	"	"	"	"	152	190
	1	1	"	"	"	"	"	"	159	159	"	"	"	"	"	"	160	239
	"	"	"	"	"	"	"	"	50	50	"	"	"	"	"	"	50	100
	2	2	"	"	"	"	"	"	116	116	"	"	"	"	"	"	122	2,490
Arcachon.....	29	18	11	"	"	"	"	"	71	71	"	"	"	"	"	"	100	214
	6	6	"	"	"	"	"	"	244	244	"	"	"	"	"	"	250	256
	17	12	3	2	"	"	"	"	186	186	"	"	"	"	"	"	203	283
	82	79	3	"	"	"	"	"	52	52	"	"	"	"	"	"	175	8,614
Bayonne.....	2	1	1	"	"	"	"	"	18	18	"	"	"	"	"	"	20	50
	"	"	"	"	"	"	"	"	154	154	"	"	"	"	"	"	154	154
	"	"	"	"	"	"	"	"	50	50	"	"	"	"	"	"	50	50
	15	15	"	"	"	"	"	"	159	159	"	"	"	"	"	"	175	219
	36	32	"	4	"	"	"	"	46	46	"	"	"	"	"	"	114	1,086
TOTAUX de la 3 <sup>e</sup> Section.....		195	170	18	6	"	1	"	1,567	1,551	10	5	1	"	"	"	1,840	14,265

DE LA RÉGION DE L'OcéAN.

15	7	3	2	"	3	"	"	6,926	3,532	1,746	1,109	390	138	5	6	6,987	69,253
27	15	1	11	"	"	"	"	1,708	1,129	286	201	90	"	"	2	1,779	22,537
195	170	18	6	"	1	"	"	1,567	1,551	10	5	1	"	"	"	1,840	14,265
237	192	22	19	"	4	"	"	10,201	6,212	2,042	1,315	481	138	5	8	10,606	106,055

QUARTIERS	PORTS OU SYNDICATS.	NOM- BRE D'EN- TRE- PRISES de pêche.	BATEAUX À VAPEUR.							TOTAL des BATEAUX.	TON- NAGE GLOBAL. tonneaux
			RÉPARTITION SUIVANT LE TONNAGE.								
			NOMBRE.	0 à 5 t <sup>2</sup> .	6 à 10 t <sup>2</sup> .	11 à 25 t <sup>2</sup> .	26 à 50 t <sup>2</sup> .	51 à 75 t <sup>2</sup> .	76 à 100 t <sup>2</sup> .		
RÉGION DE LA MÉDITERRANÉE											
1 <sup>re</sup> SECTION. — Du quartier de Port-Vendres											
Port-Vendres.....	Banyuls-sur-Mer.....	85	"	"	"	"	"	"	"	"	"
	Port-Vendres.....	6	"	"	"	"	"	"	"	"	"
	Collioure.....	71	"	"	"	"	"	"	"	"	"
Narbonne.....	Saint-Laurent-de-la-Sa- lanque.....	151	"	"	"	"	"	"	"	"	"
	Leucate.....	79	"	"	"	"	"	"	"	"	"
	La Nouvelle.....	36	"	"	"	"	"	"	"	"	"
	Valras-la-Plage.....	85	"	"	"	"	"	"	"	"	"
	Narbonne.....	50	"	"	"	"	"	"	"	"	"
Cette.....	Gruissan.....	76	"	"	"	"	"	"	"	"	"
	Adge.....	83	4	"	"	4	"	"	"	"	"
Cette.....	Marseillan.....	80	"	"	"	"	"	"	"	"	"
	Mèze.....	134	"	"	"	"	"	"	"	"	"
	Bouzigues.....	155	"	"	"	"	"	"	"	"	"
	Cette.....	292	"	"	"	"	"	"	"	"	"
	Palavas.....	217	"	"	"	"	"	"	"	"	"
	Aigues-Mortes.....	108	"	"	"	"	"	"	"	"	"
Martigues.....	Saint-Louis-du-Rhône...	18	"	"	"	"	"	"	"	"	"
	Arles.....	28	"	"	"	"	"	"	"	"	"
	Port-de-Bouc.....	17	4	"	"	4	"	"	"	"	"
	Berre.....	30	"	"	"	"	"	"	"	"	"
	Martigues.....	393	4	"	"	4	"	"	"	"	"
TOTAUX de la 1 <sup>re</sup> Section.....		2,194	12	"	"	12	"	"	"	"	"

QUARTIERS	PORTS OU SYNDICATS.	NOM- BRE D'EN- TRE- PRISES de pêche.	BATEAUX À PROPULSION MÉCANIQUE.							VOILIERS.							TOTAL des BATEAUX.	TON- NAGE GLOBAL. tonneaux	
			RÉPARTITION SUIVANT LE TONNAGE.							RÉPARTITION SUIVANT LE TONNAGE.									
			NOMBRE.	0 à 5 t <sup>2</sup> .	6 à 10 t <sup>2</sup> .	11 à 25 t <sup>2</sup> .	26 à 50 t <sup>2</sup> .	51 à 75 t <sup>2</sup> .	76 à 100 t <sup>2</sup> .	Plus de 100 t <sup>2</sup> .	NOMBRE.	0 à 5 t <sup>2</sup> .	6 à 10 t <sup>2</sup> .	11 à 25 t <sup>2</sup> .	26 à 50 t <sup>2</sup> .	51 à 75 t <sup>2</sup> .			76 à 100 t <sup>2</sup> .
(FRANCE ET CORSE).																			
au quartier de Martigues.																			
Port-Vendres.....	Banyuls-sur-Mer.....	85	"	"	"	"	"	"	"	"	"	"	"	"	"	"	"	85	298
	Port-Vendres.....	6	"	"	"	"	"	"	"	"	"	"	"	"	"	"	"	6	7
	Collioure.....	71	"	"	"	"	"	"	"	"	"	"	"	"	"	"	"	71	275
Narbonne.....	Saint-Laurent-de-la-Sa- lanque.....	151	"	"	"	"	"	"	"	"	"	"	"	"	"	"	"	151	385
	Leucate.....	79	"	"	"	"	"	"	"	"	"	"	"	"	"	"	"	79	98
	La Nouvelle.....	36	"	"	"	"	"	"	"	"	"	"	"	"	"	"	"	37	110
	Valras-la-Plage.....	85	"	"	"	"	"	"	"	"	"	"	"	"	"	"	"	85	252
	Narbonne.....	50	"	"	"	"	"	"	"	"	"	"	"	"	"	"	"	50	49
Cette.....	Gruissan.....	76	"	"	"	"	"	"	"	"	"	"	"	"	"	"	"	76	75
	Adge.....	83	4	"	"	4	"	"	"	"	"	"	"	"	"	"	"	85	365
Cette.....	Marseillan.....	80	"	"	"	"	"	"	"	"	"	"	"	"	"	"	"	80	80
	Mèze.....	134	"	"	"	"	"	"	"	"	"	"	"	"	"	"	"	134	134
	Bouzigues.....	155	"	"	"	"	"	"	"	"	"	"	"	"	"	"	"	155	155
	Cette.....	292	"	"	"	"	"	"	"	"	"	"	"	"	"	"	"	292	1,557
	Palavas.....	217	"	"	"	"	"	"	"	"	"	"	"	"	"	"	"	217	266
	Aigues-Mortes.....	108	"	"	"	"	"	"	"	"	"	"	"	"	"	"	"	109	368
Martigues.....	Saint-Louis-du-Rhône...	18	"	"	"	"	"	"	"	"	"	"	"	"	"	"	"	18	29
	Arles.....	28	"	"	"	"	"	"	"	"	"	"	"	"	"	"	"	28	31
	Port-de-Bouc.....	17	4	"	"	4	"	"	"	"	"	"	"	"	"	"	"	21	180
	Berre.....	30	"	"	"	"	"	"	"	"	"	"	"	"	"	"	"	30	48
	Martigues.....	393	4	"	"	4	"	"	"	"	"	"	"	"	"	"	"	393	801
TOTAUX de la 1 <sup>re</sup> Section.....		2,194	12	"	"	12	"	"	"	"	"	"	"	"	"	"	"	2,202	5,563



II. PÊCHE EN BATEAU. — Renseignements

QUARTIERS.	PORTS OU SYNDICATS.	NOM- BRE D'EN- TRE- PRISES de pêche.	BATEAUX À VAPEUR.							TOTAL des BATEAUX.	TON- NAGE GLOBAL.	
			RÉPARTITION SUIVANT LE TONNAGE.									
			NOMBRE.	0 à 5 t <sup>s</sup> .	6 à 10 t <sup>s</sup> .	11 à 25 t <sup>s</sup> .	26 à 50 t <sup>s</sup> .	51 à 75 t <sup>s</sup> .	76 à 100 t <sup>s</sup> .			Plus de 100 t <sup>s</sup> .
RÉGION DE LA MÉDITERRANÉE												
2 <sup>e</sup> SECTION. — Du quartier de Marseille												
Marseille.....	Carry-le-Rouet.....	47	"	"	"	"	"	"	"	"		
	L'Estaque.....	97	"	"	"	"	"	"	"	"		
	Marseille.....	423	12	"	"	"	10	"	"	2		
	Mazargues.....	68	"	"	"	"	"	"	"	"		
La Ciotat.....	Cassis.....	48	"	"	"	"	"	"	"	"		
	La Ciotat.....	64	"	"	"	"	"	"	"	"		
	Baudol.....	71	"	"	"	"	"	"	"	"		
Toulon.....	Sanary.....	29	"	"	"	"	"	"	"	"		
	La Seyne.....	138	"	"	"	"	"	"	"	"		
	Saint-Mandrier.....	98	"	"	"	"	"	"	"	"		
	Toulon.....	125	"	"	"	"	"	"	"	"		
Saint-Tropez.....	Hyères.....	157	"	"	"	"	"	"	"	"		
	Saint-Tropez.....	82	"	"	"	"	"	"	"	"		
Antibes.....	Saint-Raphael.....	60	"	"	"	"	"	"	"	"		
	Cannes.....	105	"	"	"	"	"	"	"	"		
	Le Golfe-Juan.....	39	"	"	"	"	"	"	"	"		
	Antibes.....	56	"	"	"	"	"	"	"	"		
Nice.....	Cros-de-Cagnes.....	39	"	"	"	"	"	"	"	"		
	Nice.....	70	1	"	"	"	"	"	"	1		
	Villefranche-sur-Mer.....	132	"	"	"	"	"	"	"	"		
	Menton.....	37	"	"	"	"	"	"	"	"		
TOTAUX de la 2 <sup>e</sup> Section.....		1,985	13	"	"	"	10	"	"	3		

sur le tonnage des bateaux. (Suite.)

BATEAUX À PROPULSION MÉCANIQUE.	RÉPARTITION SUIVANT LE TONNAGE.							BATEAUX.	TON- NAGE GLOBAL.						
	RÉPARTITION SUIVANT LE TONNAGE.														
	NOMBRE.	0 à 5 t <sup>s</sup> .	6 à 10 t <sup>s</sup> .	11 à 25 t <sup>s</sup> .	26 à 50 t <sup>s</sup> .	51 à 75 t <sup>s</sup> .	76 à 100 t <sup>s</sup> .			Plus de 100 t <sup>s</sup> .					
(FRANCE ET CORSE). [Suite.]															
au quartier de Nice.															
17	17	"	"	"	"	"	"	30	30	"	"	"	"	47	92
47	47	"	"	"	"	"	"	50	50	"	"	"	"	97	168
179	171	8	"	"	"	"	"	232	232	"	"	"	"	423	2,012
26	26	"	"	"	"	"	"	42	42	"	"	"	"	68	117
21	21	"	"	"	"	"	"	27	27	"	"	"	"	48	132
42	42	"	"	"	"	"	"	25	25	"	"	"	"	67	87
12	12	"	"	"	"	"	"	59	59	"	"	"	"	71	101
"	"	"	"	"	"	"	"	29	29	"	"	"	"	29	46
4	4	"	"	"	"	"	"	134	134	"	"	"	"	138	205
28	28	"	"	"	"	"	"	66	66	"	"	"	"	94	163
16	16	"	"	"	"	"	"	109	109	"	"	"	"	125	200
16	12	4	"	"	"	"	"	141	139	2	"	"	"	157	346
"	"	"	"	"	"	"	"	82	82	"	"	"	"	82	165
6	6	"	"	"	"	"	"	54	54	"	"	"	"	60	100
"	"	"	"	"	"	"	"	105	105	"	"	"	"	105	160
4	2	2	"	"	"	"	"	39	39	"	"	"	"	43	75
"	"	"	"	"	"	"	"	61	61	"	"	"	"	61	96
"	"	"	"	"	"	"	"	39	39	"	"	"	"	39	53
"	"	"	"	"	"	"	"	69	69	"	"	"	"	70	277
1	1	"	"	"	"	"	"	131	131	"	"	"	"	132	212
"	"	"	"	"	"	"	"	37	37	"	"	"	"	37	58
419	405	14	"	"	"	"	"	1,561	1,559	2	"	"	"	1,993	4,865

II. PÊCHE EN BATEAU. — Renseignements

QUARTIERS.	PORTS OU SYNDICATS.	NOM- BRE D'EN- TRE- PRISES Je pêche.	BATEAUX À VAPEUR.						
			RÉPARTITION SUIVANT LE TONNAGE.						
			NOMBRE.	0 à 5 t.	6 à 10 t.	11 à 25 t.	26 à 50 t.	51 à 75 t.	76 à 100 t.

RÉGION DE LA MÉDITERRANÉE

3° SECTION. — Des quartiers

Bastia .....	Bastia.....	85	"	"	"	"	"	"	"
	Macinaggio.....	14	"	"	"	"	"	"	"
	Centuri.....	13	"	"	"	"	"	"	"
	Porticcio.....	3	"	"	"	"	"	"	"
	Canari.....	12	"	"	"	"	"	"	"
	Saint-Florent.....	13	"	"	"	"	"	"	"
	L'Île-Rousse.....	20	"	"	"	"	"	"	"
Ajaccio.....	Calvi.....	35	"	"	"	"	"	"	"
	Ajaccio.....	161	"	"	"	"	"	"	"
	Propriano.....	26	"	"	"	"	"	"	"
	Bonifacio.....	42	"	"	"	"	"	"	"
TOTAUX de la 3° Section .....		424	"	"	"	"	"	"	"

RÉCAPITULATION DE LA RÉGION

1 <sup>re</sup> Section.....	2,194	12	"	"	"	12	"	"	"
2 <sup>e</sup> Section.....	1,985	13	"	"	"	10	"	"	3
3 <sup>e</sup> Section.....	424	"	"	"	"	"	"	"	"
TOTAUX GÉNÉRAUX.....	4,603	25	"	"	"	22	"	"	3

RÉGION DE

Bône.....	La Calle.....	32	"	"	"	"	"	"	"
	Bône.....	133	2	"	"	1	1	"	"
Philippeville.....	Philippeville.....	56	8	"	"	"	7	1	"
	Collo.....	19	"	"	"	"	"	"	"
	Djiljelli.....	25	"	"	"	"	"	"	"
	Bougie.....	47	2	"	"	"	2	"	"

sur le tonnage des bateaux. (Suite.)

	BATEAUX À PROPULSION MÉCANIQUE.							VOILIERS.							TOTAL des BATEAUX.	TON- NAGE GLOBAL.  tonneaux.
	RÉPARTITION SUIVANT LE TONNAGE.							RÉPARTITION SUIVANT LE TONNAGE.								
	NOMBRE.	0 à 5 t.	6 à 10 t.	11 à 25 t.	26 à 50 t.	51 à 75 t.	76 à 100 t.	Plus de 100 t.	NOMBRE.	0 à 5 t.	6 à 10 t.	11 à 25 t.	26 à 50 t.	51 à 75 t.		

(FRANCE ET CORSE). [Suite et fin.]

de Bastia et d'Ajaccio.

	3	3	"	"	"	"	"	"	85	85	"	"	"	"	"	"	88	98
	2	2	"	"	"	"	"	"	12	12	"	"	"	"	"	"	14	16
	2	2	"	"	"	"	"	"	11	11	"	"	"	"	"	"	13	20
	"	"	"	"	"	"	"	"	3	3	"	"	"	"	"	"	3	3
	"	"	"	"	"	"	"	"	12	12	"	"	"	"	"	"	12	12
	"	"	"	"	"	"	"	"	13	13	"	"	"	"	"	"	13	22
	"	"	"	"	"	"	"	"	20	20	"	"	"	"	"	"	20	27
	1	1	"	"	"	"	"	"	34	34	"	"	"	"	"	"	35	57
	2	2	"	"	"	"	"	"	159	159	"	"	"	"	"	"	161	196
	1	1	"	"	"	"	"	"	25	25	"	"	"	"	"	"	26	44
	2	2	"	"	"	"	"	"	40	40	"	"	"	"	"	"	42	66
	13	13	"	"	"	"	"	"	414	414	"	"	"	"	"	"	427	561

DE LA MÉDITERRANÉE.

71	56	5	10	"	"	"	"	2,119	1,965	121	33	"	"	"	"	2,202	5,563
419	405	14	"	"	"	"	"	1,561	1,559	2	"	"	"	"	"	1,993	4,865
13	15	"	"	"	"	"	"	414	414	"	"	"	"	"	"	427	561
503	474	19	10	"	"	"	"	4,094	3,938	123	33	"	"	"	"	4,622	10,989

L'ALGÉRIE.

"	"	"	"	"	"	"	"	43	39	2	2	"	"	"	"	43	108
"	"	"	"	"	"	"	"	139	127	"	12	"	"	"	"	141	472
1	1	"	"	"	"	"	"	52	52	"	"	"	"	"	"	61	405
"	"	"	"	"	"	"	"	19	19	"	"	"	"	"	"	19	41
3	3	"	"	"	"	"	"	22	22	"	"	"	"	"	"	25	53
3	3	"	"	"	"	"	"	43	37	4	2	"	"	"	"	48	200



II. PÊCHE EN BATEAU. — Renseignements

QUARTIERS.	PORTS OU SYNDICATS.	NOM- BRE D'EN- TRE- PRISES de pêche.	BATEAUX À VAPEUR.						
			RÉPARTITION SUIVANT LE TONNAGE.						
			NOMBRE.	0 à 5 t.	6 à 10 t.	11 à 25 t.	26 à 50 t.	51 à 75 t.	76 à 100 t.
ALGÉ									
Alger.....	Delys.....	24	"	"	"	"	"	"	"
	Alger.....	199	16	"	"	4	10	2	"
	Castiglione.....	102	"	"	"	"	"	"	"
	Cherchell.....	29	"	"	"	"	"	"	"
	Ténès.....	15	2	"	"	2	"	"	"
Oran.....	Mostaganem.....	50	4	"	"	"	4	"	"
	Arzew.....	86	6	"	"	6	"	"	"
	Oran.....	201	4	"	"	"	4	"	"
	Nemours.....	46	"	"	"	"	"	"	"
TOTAUX de l'Algérie.....		1,064	44	"	"	13	28	3	"

RÉCAPITU

Région de la mer du Nord et de la Manche...	5,570	239	"	1	4	18	25	15	176
— de l'Océan.....	10,680	168	1	3	24	8	5	2	125
— de la Méditerranée (France et Corse)...	4,603	25	"	"	"	22	"	"	3
— de l'Algérie.....	1,064	44	"	"	13	28	3	"	"
TOTAUX GÉNÉRAUX.....	21,917	476	1	4	41	76	33	17	304

sur le tonnage des bateaux. (Suite et fin.)

QUARTIERS.	PORTS OU SYNDICATS.	NOM- BRE D'EN- TRE- PRISES de pêche.	BATEAUX À PROPULSION MÉCANIQUE.							VOILIERS.							TOTAL des BATEAUX.	TON- NAGE GLOBAL. tonneaux.	
			RÉPARTITION SUIVANT LE TONNAGE.							RÉPARTITION SUIVANT LE TONNAGE.									
			NOMBRE.	0 à 5 t.	6 à 10 t.	11 à 25 t.	26 à 50 t.	51 à 75 t.	76 à 100 t.	Plus de 100 t.	NOMBRE.	0 à 5 t.	6 à 10 t.	11 à 25 t.	26 à 50 t.	51 à 75 t.			76 à 100 t.
RIE. (Suite et fin.)																			
"	"	"	"	"	"	"	"	"	25	23	2	"	"	"	"	"	"	25	66
4	4	"	"	"	"	"	"	"	188	188	"	"	"	"	"	"	"	208	910
2	2	"	"	"	"	"	"	"	100	94	6	"	"	"	"	"	"	102	245
4	4	"	"	"	"	"	"	"	25	25	"	"	"	"	"	"	"	29	49
4	4	"	"	"	"	"	"	"	22	22	"	"	"	"	"	"	"	28	81
3	3	"	"	"	"	"	"	"	52	48	"	4	"	"	"	"	"	59	372
4	4	"	"	"	"	"	"	"	90	84	2	4	"	"	"	"	"	100	372
13	13	"	"	"	"	"	"	"	196	188	6	2	"	"	"	"	"	213	646
4	2	"	2	"	"	"	"	"	42	42	"	"	"	"	"	"	"	46	162
45	43	"	2	"	"	"	"	"	1,058	1,010	22	26	"	"	"	"	"	1,147	4,182

LATION.

183	78	58	31	11	4	"	1	5,352	4,010	565	518	80	6	2	171	5,774	118,191
237	192	22	19	"	4	"	"	10,201	6,212	2,042	1,315	481	138	5	8	10,606	100,055
503	474	19	10	"	"	"	"	4,094	3,938	123	33	"	"	"	"	4,622	10,989
45	43	"	2	"	"	"	"	1,058	1,010	22	26	"	"	"	"	1,147	4,182
968	787	99	62	11	8	"	1	20,705	15,170	2,752	1,892	561	144	7	179	22,149	239,417

III. PÊCHE EN BATEAU. — Renseignements sur le personnel (importance

QUARTIERS.	PORTS OU SYNDICATS.	DÉCOMPOSITION DU PERSONNEL DES BATEAUX DE PÊCHES.									
		Capitaines ou patrons.	Seconds.	Officiers.	Matelots.	Novices.	Mousses.	Mécaniciens.	Chauffeurs.	Soutiers.	Total.
RÉGION DE LA MER DU											
1 <sup>re</sup> SECTION. — Du quartier de											
Dunkerque.....	Dunkerque.....	91	1	2	239	32	21	"	"	"	386
Gravelines.....	Gravelines.....	144	1	"	548	41	109	2	2	"	847
Calais.....	Calais.....	106	5	"	258	21	24	5	5	"	424
Boulogne-sur-Mer.	Boulogne-sur-Mer.....	320	167	113	3,412	293	250	214	462	18	5,249
	Étaples.....	99	"	"	286	52	68	"	"	"	505
	Berck-sur-Mer.....	59	"	"	268	19	23	"	"	"	369
	Le Crotoy.....	48	"	"	90	10	11	"	"	"	150
	Saint-Valéry-sur-Somme.....	44	"	"	9	1	6	"	"	"	60
Dieppe.....	Cayeux-sur-Mer.....	34	"	"	76	6	8	"	"	"	124
	Le Tréport.....	43	3	"	119	15	13	3	9	3	208
	Dieppe.....	83	33	"	510	45	40	33	70	30	844
Fécamp.....	Saint-Valéry-en-Caux.....	24	"	"	55	9	5	"	"	"	98
	Saint-Pierre-en-Port.....	12	"	"	12	"	"	"	"	"	24
	Fécamp.....	120	33	16	1,429	52	68	20	48	16	1,802
	Yport.....	26	"	"	130	26	20	"	"	"	202
Le Havre.....	Étretat.....	33	"	"	70	10	12	"	"	"	125
	Le Havre.....	113	6	12	268	48	17	6	6	6	482
Rouen.....	Duclair.....	34	"	"	8	2	2	"	"	"	46
	Rouen.....	54	"	"	10	"	"	"	"	"	64
TOTAUX de la 1 <sup>re</sup> Section.....		1,487	249	143	7,797	682	697	283	602	73	12,013

numérique, qualités, âge, industries exercées accessoirement).

QUALITÉS DES COMMANDANTS.				ÂGE DES MARINS PÊCHEURS (ÉTAT-MAJOR ET ÉQUIPAGE).					NOMBRE de MARINS exerçant accés- soirement une autre industrie.	INDUSTRIES EXERCÉES PAR LES MARINS en dehors de la pêche.
Capitaines au long cours.	Capitaines au cabotage.	Marins titulaires d'autres brevets ou diplômes.	Patrons non brevetés.	Moins de 16 ans.	16 à 18 ans.	18 à 25 ans.	25 à 40 ans.	Plus de 40 ans.		
NORD ET DE LA MANCHE.										
Dunkerque au quartier de Rouen.										
"	"	10	81	21	32	67	110	156	386	Cafetiers, sommeliers, dockers, cultivateurs.
"	1	13	130	43	90	109	335	270	35	Cartonniers, tonneliers, usiniers.
"	"	5	101	24	21	67	141	171	65	Cafetiers, dockers, commissionnaires.
1	13	164	142	249	186	581	1,245	2,988	595	Gréeurs, gardiens de bateaux.
"	"	"	99	68	52	51	182	152	"	"
"	"	"	59	23	19	36	102	189	"	"
"	"	"	48	11	10	26	62	50	"	"
"	"	"	14	6	1	4	20	29	"	"
"	"	"	34	8	6	14	26	70	"	"
"	"	5	38	13	15	26	79	75	"	"
"	3	45	35	40	45	155	380	224	72	Employés au triage et à l'emballage du poisson.
"	"	1	23	6	5	11	19	52	"	"
"	"	"	12	"	"	"	"	24	"	"
"	36	6	78	68	52	80	906	696	120	Gréeurs, voiliers, tonneliers.
"	"	"	26	20	30	40	50	62	1	Petite pêche.
"	"	"	33	7	15	30	42	31	1	Charpentier.
"	6	18	89	17	48	72	120	225	"	"
"	"	"	34	2	2	6	1	35	"	"
"	"	"	54	"	"	6	10	48	"	"
1	59	267	1,160	626	629	1,381	3,330	5,547	1,275	



III. PÊCHE EN BATEAU. — Renseignements sur le personnel (importance

QUARTIERS.	PORTS OU SYNDICATS.	DÉCOMPOSITION DU PERSONNEL DES BATEAUX DE PÊCHE.									
		Capitaines ou patrons.	Seconds.	Officiers.	Matelots.	Novices.	Mousses.	Mécaniciens.	Chanfleurs.	Soutiers.	Total.
Houffleur	Quillebeuf .....	30	"	"	17	7	6	"	"	"	60
	Houffleur .....	75	"	"	139	36	25	"	"	"	275
	Trouville .....	57	"	"	114	1	5	"	"	"	177
Caen	Dives .....	21	"	"	29	1	3	"	"	"	54
	Caen .....	2	"	"	1	"	"	"	"	"	3
	Ouistreham .....	51	"	"	43	8	3	"	"	"	105
	Courseulles .....	46	"	"	52	8	4	"	"	"	110
	Port-en-Bessin .....	87	"	"	119	6	19	7	"	"	238
Cherbourg	Grandcamp .....	110	"	"	167	15	23	"	"	"	315
	Carentan .....	32	"	"	5	2	2	"	"	"	41
	La Hougue .....	141	"	"	246	22	10	1	"	"	420
	Barfleur .....	71	"	"	97	19	34	"	"	"	221
	Fermanville .....	50	"	"	42	5	2	"	"	"	99
	Cherbourg .....	98	7	"	120	33	33	7	7	7	312
	Omonville-la-Rogue .....	82	"	"	130	15	3	"	"	"	230
	Carteret .....	22	"	"	36	6	2	"	"	"	66
Granville	Blainville .....	78	"	"	98	4	"	"	"	"	180
	Regnéville .....	16	"	"	26	2	1	"	"	"	45
	Granville .....	192	2	4	82	20	10	"	"	"	310
Cancale	Cancale .....	230	1	2	391	70	125	"	"	"	819
	Le Vivier .....	15	"	"	9	"	"	"	"	"	21
TOTAUX de la 2° Section .....		1,506	10	6	1,963	280	310	15	7	7	4,104

RÉGION DE LA MER DU

2° SECTION. — Du quartier de

numérique, qualités, âge, industries exercées accessoirement). [Suite.]

QUALITÉS DES COMMANDANTS.	ÂGE DES MARINS PÊCHEURS. (ÉTAT-MAJOR ET ÉQUIPAGE.)					NOMBRE de MARINS exerçant accés- soirement une autre industrie.	INDUSTRIES EXERCÉES PAR LES MARINS. en dehors de la pêche.		
	Capitaines au long cours.	Capitaines au cabotage.	Marins titulaires d'autres brevets ou diplômes.	Patrons non brevetés.	Moins de 16 ans.			16 à 18 ans.	18 à 25 ans.
NORD ET DE LA MANCHE. (Suite.)									
Houffleur: au quartier de Cancale.									
"	"	2	28	6	7	9	14	24	"
"	"	"	75	25	36	40	52	122	"
"	"	1	56	5	1	7	33	131	"
"	"	"	21	3	1	6	20	24	29
"	"	"	2	"	"	1	1	1	"
"	"	"	51	3	6	2	40	54	"
"	"	"	46	4	8	16	36	46	"
"	"	1	86	19	6	10	108	95	"
"	"	"	110	23	15	49	109	119	20
"	"	"	32	3	2	7	9	20	"
"	"	"	141	22	49	50	149	150	"
"	"	"	71	34	19	9	23	136	"
"	"	"	50	2	5	25	37	30	"
"	"	7	91	33	33	36	68	142	"
"	"	"	82	3	15	20	50	112	20
"	"	"	22	2	6	10	10	38	25
"	"	"	78	"	4	"	25	151	160
"	3	"	11	4	3	12	15	11	"
"	6	6	178	10	20	40	150	90	50
"	1	5	224	136	80	50	198	355	"
"	"	"	15	"	"	2	9	13	9
4	10	22	1,470	337	316	401	1,156	1,894	316

III. PÊCHE EN BATEAU. — Renseignements sur le personnel (importance

QUARTIERS.	PORTS OU SYNDICATS.	DÉCOMPOSITION DU PERSONNEL DES BATEAUX DE PÊCHE.								Total.	
		Captaines ou patrons.	Seconds.	Officiers.	Matelots.	Novices.	Mousets.	Mécaniciens.	Chauffeurs.		Soutiers.
RÉGION DE LA MER DU											
3° SECTION. — Du quartier de											
Saint-Malo.....	Saint-Malo.....	96	78	"	1,879	146	156	3	3	2	2,363
	Saint-Servan.....	74	31	31	732	72	48	"	"	"	988
	Saint-Suliac.....	111	"	"	51	2	3	"	"	"	167
	Pleurtuit.....	49	"	"	4	12	30	"	"	"	95
	Dinard.....	33	"	"	15	2	10	"	"	"	60
Dinan.....	Pléudihen.....	32	"	"	18	2	"	"	"	"	52
	Plouër.....	19	"	"	2	1	"	"	"	"	22
	Saint-Jacut.....	33	"	"	50	30	15	"	"	"	128
	Dinan.....	6	"	"	6	"	1	"	"	"	13
Saint-Brieuc.....	Plévenon.....	54	"	"	68	14	25	"	"	"	161
	Dahouet-Pléneuf.....	53	1	1	48	7	10	"	"	"	120
	Saint-Brieuc.....	25	3	4	124	7	12	6	6	"	187
	Le Légué.....	30	"	"	170	18	19	"	"	"	237
Binic.....	Binic.....	14	"	"	11	5	6	1	"	"	37
	Portrieux.....	27	"	"	21	4	3	"	"	"	55
Paimpol.....	Plouha.....	17	"	"	24	3	7	"	"	"	51
	Plouézec.....	32	"	"	34	6	8	"	"	"	80
	Paimpol.....	180	9	27	724	54	91	"	"	"	1,085
	Pontrieux.....	25	"	"	38	"	10	1	"	"	74

numérique, qualités, âge, industries exercées accessoirement). [Suite.]

QUALITÉS DES COMMANDANTS.	ÂGE DES MARINS PÊCHEURS (ÉTAT-MAJOR ET ÉQUIPAGE).				NOMBRE de MARINS exerçant accesa- soirement une autre industrie.	INDUSTRIES EXERCÉES PAR LES MARINS en dehors de la pêche.				
	Capitaines au long cours.	Capitaines au cabotage.	Marins titulaires d'autres brevets ou diplômes.	Patrons non brevetés.			Moins de 16 ans.	16 à 18 ans.	18 à 25 ans.	25 à 40 ans.
NORD ET DE LA MANCHE. (Suite.)										
Saint-Malo au quartier du Conquet.										
1	77	"	18	150	146	514	859	688	"	"
"	32	1	41	30	88	253	372	245	"	"
3	13	3	92	3	2	21	54	87	"	"
1	1	4	43	30	12	"	6	47	18	Charpentiers, cafetiers.
"	"	"	33	9	2	3	8	38	30	Promenades en mer et en Rauce.
2	"	"	30	"	2	7	11	32	"	"
"	6	"	13	"	1	1	3	17	"	"
"	1	"	32	15	30	19	32	32	"	"
"	"	"	6	1	"	3	5	4	"	"
"	"	"	54	25	14	4	50	68	"	"
3	2	2	46	10	7	14	38	51	"	"
2	3	"	20	12	7	55	76	37	76	Agriculteurs et main-d'œuvre du port.
"	"	"	30	21	16	13	35	152	"	"
"	"	"	14	6	5	"	12	14	"	"
1	"	2	24	3	5	10	18	19	"	"
"	"	"	17	7	3	4	16	21	4	Cultivateurs.
"	"	"	32	8	6	8	10	48	40	Cultivateurs.
"	13	9	158	91	54	60	240	640	"	"
"	"	"	25	10	8	10	20	26	30	Cultivateurs.



III. PÊCHE EN BATEAU. — Renseignements sur le personnel (importance

QUARTIERS.	PORTS OU SYNDICATS.	DÉCOMPOSITION DU PERSONNEL DES BATEAUX DE PÊCHE.								
		Capitaines ou patrons.	Seconds.	Officiers.	Matelots.	Novices.	Mousses.	Mécaniciens.	Chauffeurs.	Soutiers.

RÉGION DE LA MER DU

3<sup>e</sup> SECTION. — Du quartier de

Tréguier.....	Pleubian.....	90	"	"	25	30	10	"	"	"	155
	Tréguier.....	84	1	3	170	34	26	"	"	"	324
	Port-Blanc.....	40	"	"	42	17	9	"	"	"	108
Lannion.....	Ferros-Guirec.....	62	"	"	61	14	15	"	"	"	152
	Pleumeur-Bodou.....	78	"	"	66	16	30	"	"	"	190
	Lannion.....	52	"	"	65	25	18	"	"	"	160
Morlaix.....	Plougasnou.....	58	"	"	183	20	25	"	"	"	286
	Morlaix.....	66	"	"	58	19	40	"	"	"	183
	Roscoff.....	231	"	"	148	73	39	"	"	"	491
	Plouénéour-Trez.....	104	"	"	90	20	16	"	"	"	230
Le Conquet.....	Plouguerneau.....	258	"	"	380	50	40	"	"	"	738
	L'Aberwrach.....	238	"	"	154	72	68	"	"	"	532
	Porspoder.....	198	"	"	177	43	13	"	"	"	431
	Ouessant.....	86	"	"	86	25	41	"	"	"	238
	Molène (Île).....	46	"	"	79	12	12	"	"	"	149
	Le Conquet.....	166	"	"	199	28	24	"	"	"	417
TOTAUX de la 3 <sup>e</sup> Section.....		2,767	123	66	6,002	893	880	14	12	2	10,759

RÉCAPITULATION DE LA MER

1 <sup>re</sup> Section.....	1,487	249	143	7,797	682	697	283	602	73	12,013
2 <sup>e</sup> Section.....	1,506	10	6	1,963	280	310	15	7	7	4,104
3 <sup>e</sup> Section.....	2,767	123	66	6,002	893	880	14	12	2	10,759
TOTAUX de la région de la mer du Nord et de la Manche.....	5,760	382	215	15,762	1,855	1,887	312	621	82	26,876

numérique, qualités, âge, industries exercées accessoirement). [Suite.]

QUALITÉS DES COMMANDANTS.				ÂGE DES MARINS PÊCHEURS. (ÉTAT-MAJOR ET ÉQUIPAGE.)					NOMBRE de MARINS exerçant accessoirement une autre industrie.	INDUSTRIES EXERCÉES PAR LES MARINS en dehors de la pêche.
Capitaines au long cours.	Capitaines au cabotage.	Marins titulaires d'autres brevets ou diplômes.	Patrons non brevetés.	Moins de 16 ans.	16 à 18 ans.	18 à 25 ans.	25 à 40 ans.	Plus de 40 ans.		

NORD ET DE LA MANCHE. (Suite et fin.)

Saint-Malo au quartier du Conquet. (Suite et fin.)

"	4	1	85	10	30	6	28	81	20	Cultivateurs.
1	"	"	83	26	34	48	133	83	10	Idem.
"	"	"	40	9	17	9	39	34	5	Idem.
1	6	2	53	15	14	18	19	86	2	Charpentiers.
"	2	3	73	30	16	18	17	109	"	"
"	"	"	52	18	25	25	38	54	8	Cultivateurs.
"	"	"	58	25	20	10	50	181	"	"
"	"	"	66	38	21	26	58	40	"	"
"	"	"	231	39	73	150	153	76	43	Cultivateurs.
"	"	"	104	16	20	44	75	75	"	"
"	"	"	258	40	60	158	290	190	200	Cultivateurs.
"	"	"	238	68	72	66	132	194	150	Idem.
"	"	"	198	13	43	82	122	171	231	Idem.
"	"	"	86	41	25	12	42	118	"	"
"	"	"	46	12	12	18	40	67	"	"
"	"	"	166	24	28	50	170	145	48	Cultivateurs.
15	160	27	2,565	861	918	1,739	3,271	3,970	1,135	

DU NORD ET DE LA MANCHE.

1	59	267	1,160	626	629	1,381	3,830	5,547	1,275
4	10	22	1,470	337	316	401	1,156	1,894	316
15	160	27	2,565	861	918	1,739	3,271	3,970	1,135
20	229	316	5,195	1,824	1,863	3,521	8,257	11,411	2,726





III. PÊCHE EN BATEAU. — Renseignements sur le personnel (importance

QUARTIERS.	PORTS OU SYNDICATS.	DÉCOMPOSITION DU PERSONNEL DES BATEAUX DE PÊCHES.								Total.	
		Capitaines ou patrons.	Secronds.	Officiers.	Matelots.	Novices.	Mousses.	Mécaniciens.	Chauffeurs.		Soutiers.
RÉGION DE L'Océan. (Suite et fin.)											
1 <sup>re</sup> SECTION. — Du quartier de Brest											
Vannes	L'Île-aux-Moines	52	"	"	"	"	"	"	"	52	
	Séné.	166	"	"	94	25	32	"	"	317	
	Port-Navalo	32	"	"	16	4	8	"	"	60	
	Sarzeau	39	"	"	2	2	5	"	"	48	
	Vannes	9	"	"	20	2	5	"	"	36	
	Damgan	19	"	"	14	6	6	"	"	45	
	La Roche-Bernard	49	"	"	18	2	8	"	"	77	
Redon	9	"	"	2	"	"	"	"	11		
Belle-Île	Sauzon	48	"	"	92	4	6	"	"	150	
	Le Palais	68	5	"	205	32	24	"	"	424	
Le Croisic	Piriac-sur-Mer	44	"	"	63	9	10	"	"	126	
	La Turballe	63	"	"	254	25	24	"	"	366	
	Le Croisic	79	1	"	158	16	20	"	"	273	
	Le Pouliguen	19	"	"	22	1	"	"	"	42	
Saint-Nazaire	Saint-Nazaire	49	"	"	107	7	1	2	4	172	
	Douges	13	"	"	"	"	"	"	"	13	
	Paimbœuf	33	"	"	16	"	"	"	"	49	
Nantes	Basse-Indre	90	"	"	120	6	8	"	"	224	
	Nantes	249	"	"	41	3	2	"	"	295	
	Pornic	74	"	"	23	3	25	"	"	125	
Noirmoutier	Noirmoutier	90	"	"	138	40	41	"	"	318	
	Barbâtre	46	"	"	22	13	15	"	"	96	
	Beauvoir-sur-Mer	97	"	"	70	11	9	"	"	187	
	Île d'Yeu	270	"	"	350	55	71	"	"	746	
TOTAUX de la 1 <sup>re</sup> Section		6,915	53	"	17,511	3,244	3,299	51	110	88	31,271

numérique, qualités, âge, industries exercées accessoirement). [Suite.]

QUALITÉS DES COMMANDANTS.	ÂGE DES MARINS PÊCHEURS. (ÉTAT-MAJOR ET ÉQUIPAGE.)					NOMBRE de MARINS exerçant accessoirement une autre industrie.	INDUSTRIES  EXERCÉES PAR LES MARINS  en dehors de la pêche.					
	Capitaines au long cours.	Capitaines au cabotage.	Marins titulaires d'autres brevets ou diplômes.	Patrons non brevetés.	Moins de 16 ans.			16 à 18 ans.	18 à 25 ans.	25 à 40 ans.	Plus de 40 ans.	
"	"	"	"	"	"	"	"	"	"	52	50	Cultivateurs.
"	3	"	"	163	32	25	38	82	140	10	10	Ostréiculteurs.
"	2	1	"	29	8	4	1	9	38	26	26	Agriculteurs.
"	"	"	"	39	5	2	1	6	34	"	"	"
"	1	1	"	7	5	2	2	23	4	"	"	"
"	"	"	"	19	6	6	7	10	16	33	33	Commerçants.
1	"	"	"	48	8	2	9	18	40	2	2	Débitants.
"	"	"	"	9	"	"	1	"	10	"	"	"
"	"	"	"	48	6	4	1	25	114	3	3	Petite pêche.
"	2	1	"	65	24	32	93	110	165	7	7	Épiciers, débitants.
5	3	"	"	36	10	9	9	32	66	"	"	"
"	"	"	"	11	52	24	25	15	119	183	"	"
"	"	"	"	7	72	20	16	70	98	69	"	"
"	"	"	"	5	16	"	1	"	17	24	"	"
"	"	"	"	3	46	1	7	35	57	72	45	Mauœuvres.
"	"	"	"	13	"	"	2	10	1	6	6	Cultivateurs.
"	"	"	"	33	"	"	"	6	43	"	"	"
"	"	"	"	90	8	6	15	55	140	"	"	"
"	"	"	"	249	2	3	50	23	217	"	"	"
"	"	"	"	74	25	6	7	59	28	1	1	Marchand de poisson.
"	"	"	"	4	86	41	49	64	80	84	"	"
"	"	"	"	46	15	13	7	26	35	57	57	Agriculteurs.
"	"	"	"	97	9	11	27	64	76	"	"	"
"	"	"	"	4	266	71	55	114	287	219	"	"
9	58	179	6,669	3,296	3,244	4,590	9,366	10,775	280			

III. PÊCHE EN BATEAU. — Renseignements sur le personnel (importance

QUARTIERS.	PORTS OU SYNDICATS.	DÉCOMPOSITION DU PERSONNEL DES BATEAUX DE PÊCHE.								Total.	
		Capitaines ou patrons.	Seconds.	Officiers.	Matelots.	Novices.	Mousses.	Mécaniciens.	Chauffeurs.		Soutiers.
RÉGION DE											
2° SECTION. — Du quartier des Sables-											
Les Sables-d'Olonne	Saint-Gilles-sur-Vie.....	209	"	"	440	45	60	"	"	"	754
	Les Sables-d'Olonne.....	403	"	"	841	58	40	"	"	"	1,342
La Rochelle.....	L'Aiguillon-sur-Mer.....	88	"	"	17	6	8	"	"	"	119
	Marans.....	184	"	"	56	10	13	"	"	"	263
	La Rochelle.....	379	46	"	310	163	128	44	132	"	1,236
	Saint-Martin-de-Ré.....	19	"	"	19	3	"	"	"	"	41
	La Flotte.....	62	"	"	85	11	7	"	"	"	165
Île d'Oléron.....	Le Château d'Oléron.....	124	"	"	121	25	28	"	"	"	298
Rochefort.....	Fouras.....	50	"	"	54	1	1	"	"	"	106
	Rochefort.....	9	"	"	95	1	1	"	"	"	106
Marennes.....	Marennes.....	60	"	"	40	14	16	"	"	"	130
	La Tremblade.....	65	"	"	45	15	5	"	"	"	130
	L'Éguille.....	71	"	"	50	11	10	"	"	"	142
	Royan.....	56	"	"	66	10	6	"	"	"	138
TOTAUX de la 2° Section.....		1,779	46	4	2,269	373	323	44	132	"	4,970

numérique, qualités, âge, industries exercées accessoirement). [Suite.]

QUALITÉS DES COMMANDANTS.	ÂGE DES MARINS PÊCHEURS. (ÉTAT-MAJOR ET ÉQUIPAGE.)					NOMBRE de MARINS exerçant accessoirement une autre industrie.	INDUSTRIES EXERCÉES PAR LES MARINS en dehors de la pêche.			
	Capitaines au long cours.	Capitaines au cabotage.	Marins titulaires d'autres brevets ou diplômes.	Patrons non brevetés.	Moins de 16 ans.			16 à 18 ans.	18 à 25 ans.	25 à 40 ans.
L'OCÉAN. (Suite.)										
d'Olonne au quartier de Marennes.										
"	"	"	209	60	45	165	195	289	12	Cultivateurs.
"	"	"	403	40	58	89	359	796	15	Charpentiers-manœuvres.
"	"	"	88	8	6	12	29	64	68	Mytilculteurs.
"	"	"	184	13	10	42	67	131	146	Cultivateurs.
"	7	40	332	128	163	107	517	321	200	Mytilculteurs-agriculteurs
"	"	"	19	"	3	6	19	13	16	Cultivateurs.
"	"	"	62	7	11	22	27	98	30	Cultivateurs, ostréiculteurs.
"	"	6	118	28	25	50	110	85	180	Ostréiculteurs, cultivateurs.
"	"	"	50	1	1	14	28	62	"	"
"	"	"	9	1	1	35	45	24	20	Cultivateurs.
"	"	2	58	16	14	15	25	60	130	Ostréiculteurs-mytilculteurs.
"	"	5	60	5	15	15	40	55	100	Ostréiculteurs.
"	"	1	70	10	11	15	40	66	100	Idem.
"	"	1	55	6	10	6	78	38	"	"
"	7	55	1,717	323	373	593	1,579	2,102	1,017	



III. PÊCHE EN BATEAU. — Renseignements sur le personnel (importance

QUARTIERS.	PORTS OU SYNDICATS.	DÉCOMPOSITION DU PERSONNEL DES BATEAUX DE PÊCHE.									Total.
		Capitaines ou patrons.	Seconds.	Officiers.	Matelots.	Novices.	Mousses.	Mécaniciens.	Chanfleurs.	Soutiers.	
Pauillac.....	Blaye.....	33	"	"	12	2	2	"	"	"	49
	Pauillac.....	9	"	"	2	1	"	"	"	"	12
	Le Verdon.....	73	"	"	30	2	"	1	"	"	106
Bordeaux.....	Branne.....	152	"	"	17	2	1	"	"	"	172
	Libourne.....	160	"	"	12	3	5	"	"	"	180
	Podensac.....	50	"	"	46	2	2	"	"	"	100
	Bordeaux.....	122	"	"	119	4	4	4	32	16	305
Arcachon.....	Arès.....	250	"	"	74	4	2	"	"	"	330
	Gujan-Mestras.....	100	"	"	173	23	27	"	"	"	323
	La Teste.....	203	"	"	71	10	6	"	"	"	290
	Arcachon.....	195	41	3	465	41	41	42	97	"	925
Bayonne.....	Capbreton.....	20	"	"	56	10	8	2	"	"	96
	Port-de-Lanne.....	154	"	"	227	6	3	"	"	"	390
	Urt.....	50	"	"	48	53	9	"	"	"	160
	Bayonne.....	175	1	"	160	55	30	16	"	"	437
	Saint-Jean-de-Luz.....	114	6	"	330	14	12	32	24	"	532
TOTAUX de la 3 <sup>e</sup> Section.....		1,860	52	3	1,842	232	152	97	153	16	4,407

RÉCAPITULATION DE

1 <sup>re</sup> Section.....	6,915	53	"	17,511	3,244	3,299	51	110	88	31,271
2 <sup>e</sup> Section.....	1,779	46	4	2,269	373	323	44	132	"	4,970
3 <sup>e</sup> Section.....	1,860	52	3	1,842	232	152	97	153	16	4,407
TOTAUX de la Région de l'Océan...	10,554	151	7	21,622	3,849	3,774	192	395	104	40,648

numérique, qualités, âge, industries exercées accessoirement). [ Suite. ]

QUALITÉS DES COMMANDANTS.	ÂGE DES MARINS PÊCHEURS. (ÉTAT-MAJOR ET ÉQUIPAGE.)					NOMBRE de MARINS exerçant accessoirement une autre industrie.	INDUSTRIES EXERCÉES PAR LES MARINS en dehors de la pêche.		
	Capitaines au long cours.	Capitaines au cabotage.	Marins titulaires d'autres brevets ou diplômés.	Patrons non brevetés.	Moins de 16 ans.			16 à 18 ans.	18 à 25 ans.
RÉGION DE L'OcéAN. (Suite et fin.)									
Pauillac au quartier de Bayonne.									
"	"	"	33	2	2	5	11	29	"
"	"	"	9	"	1	2	5	4	"
1	"	1	71	"	2	"	70	34	"
"	"	"	152	1	2	6	35	128	128
"	"	"	160	5	3	20	67	85	40
"	"	"	50	2	2	10	24	62	30
1	1	22	98	16	12	55	110	112	150
"	"	"	250	2	4	21	78	225	100
1	"	15	84	28	21	62	26	186	323
"	"	12	191	6	10	31	65	178	52
3	"	192	"	41	40	98	203	543	193
"	"	"	20	8	10	20	36	22	24
"	"	"	154	3	6	36	190	155	340
"	"	"	50	9	53	25	30	43	160
"	"	"	175	35	55	35	57	255	320
"	"	39	75	12	14	92	190	224	"
6	1	281	1,572	170	237	518	1,197	2,285	4,760

LA RÉGION DE L'OcéAN.

9	58	179	6,669	3,206	3,244	4,590	9,366	10,775	289
"	7	55	1,717	323	373	593	1,579	2,102	1,017
6	1	281	1,572	170	237	518	1,197	2,285	4,760
15	66	515	9,958	3,789	3,854	5,701	12,142	15,162	6,057

III. PÊCHE EN BATEAU. — Renseignements sur le personnel (importance

QUARTIERS.	PORTS OU SYNDICATS.	DÉCOMPOSITION DU PERSONNEL DES BATEAUX DE PÊCHE.								Total.	
		Capitaines ou patrons.	Seconds.	Officiers.	Matelots.	Novices.	Mousses.	Mécaniciens.	Chauffeurs.		Soutiers.
RÉGION DE LA MÉDITERRANÉE.											
1 <sup>re</sup> SECTION. — Du quartier de Port-Vendres											
Port-Vendres....	Banyuls-sur-Mer.....	85	"	"	192	11	14	"	"	"	302
	Port-Vendres.....	6	"	"	4	1	"	"	"	"	11
	Collioure.....	71	"	"	299	9	13	"	"	"	392
Narbonne.....	Saint-Laurent-de-la-Salanque.	151	"	"	210	54	35	"	"	"	450
	Leucate.....	79	"	"	48	2	1	"	"	"	130
	La Nouvelle.....	37	"	"	12	3	1	"	"	"	53
	Valras-la-Plage.....	85	"	"	52	8	7	"	"	"	152
	Narbonne.....	50	"	"	4	"	"	"	"	"	54
Agde.....	Gruissan.....	76	"	"	34	8	7	"	"	"	125
	Agde.....	83	"	"	150	14	20	4	4	"	275
	Marseillan.....	80	"	"	20	10	8	"	"	"	118
Cette.....	Mèze.....	134	"	"	6	11	5	"	"	"	156
	Bouzigues.....	155	"	"	11	3	4	"	"	"	173
	Cette.....	292	"	"	407	75	66	"	"	"	840
	Palavas.....	217	"	"	10	5	6	"	"	"	238
	Aigues-Mortes.....	109	"	"	190	16	10	"	"	"	325
Martigues.....	Saint-Louis-du-Rhône.....	18	"	"	16	3	1	"	"	"	38
	Arles.....	28	"	"	3	2	"	"	"	"	33
	Port-de-Bouc.....	21	"	"	35	1	2	4	4	"	67
	Berre.....	30	"	"	12	7	3	"	"	"	52
	Martigues.....	393	"	"	579	30	25	8	8	"	1,043
TOTAUX de la 1 <sup>re</sup> Section.....		2,200	"	"	2,291	274	230	16	16	"	5,027

numérique, qualités, âge, industries exercées accessoirement). [Suite.]

QUALITÉS DES COMMANDANTS.				ÂGE DES MARINS PÊCHEURS (ÉTAT-MAJOR ET ÉQUIPAGES).					NOMBRE de MARINS exerçant accessoirement uné autre industrie.	INDUSTRIES EXERCÉES PAR LES MARINS en dehors de la pêche.
Capitaines au long cours.	Capitaines au cabotage.	Marins titulaires d'autres brevets ou diplômes.	Patrons non brevetés.	Moins de 16 ans.	16 à 18 ans.	18 à 25 ans.	25 à 40 ans.	Plus de 40 ans.		
(FRANCE ET CORSE.)										
au quartier de Martigues.										
"	"	"	85	14	11	31	100	146	170	Petite pêche.
"	"	"	6	"	1	1	2	7	12	Dockers.
"	"	"	71	13	9	41	154	175	"	"
"	"	"	151	35	54	42	164	155	200	Vignerons.
"	"	"	79	1	2	5	52	70	40	Viticulteurs.
"	"	"	37	1	3	4	14	31	"	"
"	"	"	85	7	8	25	62	50	"	"
"	"	"	50	"	"	7	27	20	"	"
"	"	"	76	7	8	12	30	68	"	"
"	"	5	78	15	11	13	48	188	18	Vignerons.
"	"	"	80	8	10	15	40	45	8	Vignerons.
"	"	"	134	5	11	14	54	72	30	Agriculture, manutention.
"	"	"	155	4	3	29	51	86	"	"
"	"	"	292	66	75	116	428	155	310	Dockers.
"	"	"	217	6	5	20	70	137	"	"
"	"	"	109	10	16	32	80	187	"	"
"	"	"	18	1	3	7	15	12	6	Dockers.
"	"	"	28	2	3	9	8	11	"	"
"	1	3	17	3	"	"	12	52	"	"
"	1	"	29	"	3	7	14	28	6	Agriculteurs, journaliers.
"	8	2	383	30	45	214	381	343	3	Réparations, constructions de bateaux de pêche.
"	10	10	2,180	228	281	674	1,806	2,038	803	



III. PÊCHE EN BATEAU. — Renseignements sur le personnel (importance

QUARTIERS.	PORTS OU SYNDICATS.	DÉCOMPOSITION DU PERSONNEL DES BÂTEAUX DE PÊCHE.									
		Capitaines ou patrons.	Seconds.	Officiers.	Matelots.	Novices.	Mousses.	Mécaniciens.	Chaufours.	Soutiers.	Total.
		RÉGION DE LA MÉDITERRANÉE.									
2° SECTION. — Du quartier de Marseille											
Marseille.....	Carry-le-Rouet.....	47	"	"	10	4	2	"	"	"	63
	L'Estaque.....	97	"	"	85	12	6	"	"	"	200
	Marseille.....	423	"	"	443	28	15	14	16	4	943
	Mazargues.....	68	"	"	15	12	10	"	"	"	105
La Ciotat.....	Cassis.....	48	"	"	24	6	12	"	"	"	90
	La Ciotat.....	71	"	"	98	10	5	"	"	"	184
	Bandol.....	71	"	"	9	3	2	"	"	"	85
Toulon.....	Sanary.....	29	"	"	13	"	2	"	"	"	44
	La Seyne.....	138	"	"	150	22	10	"	"	"	320
	Saint-Mandrier.....	94	"	"	47	15	12	"	"	"	168
	Toulon.....	125	"	"	85	15	15	"	"	"	240
	Hyères.....	157	"	"	237	28	21	"	"	"	443
Saint-Tropez.....	Saint-Tropez.....	82	"	"	50	24	21	"	"	"	177
	Saint-Raphaël.....	60	"	"	50	4	7	"	"	"	121
Antibes.....	Cannes.....	105	"	"	100	7	10	"	"	"	222
	Le Golfe-Juan.....	43	"	"	3	2	2	"	"	"	50
	Antibes.....	61	"	"	33	4	3	"	"	"	101
	Cros-de-Cagne.....	39	"	"	69	5	6	"	"	"	119
Nice.....	Nice.....	70	1	"	110	4	2	2	2	"	191
	Villefranche-sur-Mer.....	132	"	"	66	11	14	"	"	"	223
	Menton.....	37	"	"	31	7	3	"	"	"	78
TOTAUX de la 2° Section.....		1,917	1	"	1,728	223	180	16	18	4	4,167

numérique, qualités, âge, industries exercées accessoirement). [Suite.]

QUALITÉS DES COMMANDANTS.				ÂGE DES MARINS PÊCHEURS. (ÉTAT-MAJOR ET ÉQUIPAGE.)					NOMBRE de MARINS exerçant accessoirement une autre industrie.	INDUSTRIES  EXERCÉES PAR LES MARINS  en dehors de la pêche.
Capitaines au long cours.	Capitaines au cabotage.	Marins titulaires d'autres brevets ou diplômes.	Patrons non brevetés.	Moins de 16 ans.	16 à 18 ans.	18 à 25 ans.	25 à 40 ans.	Plus de 40 ans.		
(FRANCE ET CORSE.) [Suite.]										
au quartier de Nice.										
"	"	"	47	2	4	3	12	42	"	"
"	"	"	97	6	12	15	80	87	"	"
"	"	12	411	15	48	185	264	431	"	"
"	"	"	68	10	12	48	20	15	"	"
"	"	"	48	4	12	20	26	26	16	Chargement et déchargement des bateaux.
"	"	"	71	5	6	20	84	69	"	"
"	"	"	71	2	3	11	11	58	16	Cultivateurs, fleuristes.
"	"	"	29	2	"	2	13	27	"	"
"	"	"	138	10	16	84	62	148	"	"
"	"	"	94	12	15	17	64	60	4	Employés aux établissements du Creusot.
"	"	"	125	15	15	35	50	125	"	"
"	"	6	151	21	28	37	107	250	23	Cultivateurs.
"	"	"	82	21	24	16	41	75	43	Employés sur les quais et dans les usines.
"	"	2	58	7	4	4	31	75	4	"
"	"	6	99	15	12	15	52	128	"	"
"	"	"	43	2	2	9	16	21	"	"
"	"	"	61	3	4	12	39	43	"	"
"	"	"	39	6	5	19	29	60	12	Jardiniers, cultivateurs.
"	"	1	69	2	3	22	77	87	100	Déchargement des navires, employés dans les casinos et théâtres.
"	"	"	132	14	11	25	73	100	78	Battelage dans la rade.
"	"	"	37	3	7	13	18	37	12	Employés dans les casinos.
"	"	27	1,970	179	243	612	1,169	1,964	308	

III. PÊCHE EN BATEAU. — Renseignements sur le personnel (importance

QUARTIERS.	PORTS OU SYNDICATS.	DÉCOMPOSITION DU PERSONNEL DES BATEAUX DE PÊCHE.							
		Capitaines ou patrons.	Seconds.	Officiers.	Matelots.	Novices.	Mousses.	Mécaniciens.	Chauffeurs.

RÉGION DE LA MÉDITERRANÉE.

3<sup>e</sup> SECTION. — Du quartier de Bastia

Bastia .....	Bastia .....	88	"	"	123	60	10	"	"	"	281
	Macinaggio .....	14	"	"	12	3	8	"	"	"	37
	Centuri .....	13	"	"	7	4	4	"	"	"	28
	Particciolo .....	3	"	"	8	1	"	"	"	"	12
	Canari .....	12	"	"	8	6	5	"	"	"	31
	Saint-Florent .....	13	"	"	5	4	"	"	"	"	22
	Île-Rousse .....	20	"	"	24	9	4	"	"	"	57
	Catvi .....	35	"	"	74	15	14	"	"	"	138
Ajaccio .....	Ajaccio .....	161	"	"	187	153	143	"	"	"	644
	Propriano .....	26	"	"	20	7	7	"	"	"	60
	Bonifacio .....	42	"	"	64	12	22	"	"	"	140
TOTAUX de la 3 <sup>e</sup> Section .....		427	"	"	532	274	217	"	"	"	1,450

RÉCAPITULATION DE LA

1 <sup>re</sup> Section .....	2,200	"	"	2,291	274	230	16	16	"	5,027
2 <sup>e</sup> Section .....	1,997	1	"	1,728	223	180	16	18	4	4,167
3 <sup>e</sup> Section .....	427	"	"	532	274	217	"	"	"	1,450
TOTAUX de la Région .....	4,624	1	"	4,551	771	627	32	34	4	10,644

numérique, qualités, âges, industries exercées accessoirement). [Suite.]

QUALITÉS DES COMMANDANTS.				ÂGE DES MARINS PÊCHEURS. (ÉTAT-MAJOR ET ÉQUIPAGE.)					NOMBRE de MARINS exerçant accessoirement une autre industrie.	INDUSTRIES EXERCÉES PAR LES MARINS en dehors de la pêche.
Capitaines au long cours.	Capitaines au cabotage.	Marins titulaires d'autres brevets ou diplômes.	Patrons non brevetés.	Moins de 16 ans.	16 à 18 ans.	18 à 25 ans.	25 à 40 ans.	Plus de 40 ans.		

(FRANCE ET CORSE.) [Suite et fin.]

au quartier d'Ajaccio.

"	"	"	88	10	60	40	100	71	"	"
"	"	"	14	8	3	2	9	15	"	"
"	"	"	13	4	2	2	6	14	"	"
"	"	"	3	1	"	"	7	4	4	Cultivateurs.
"	"	"	12	5	6	4	7	9	"	"
"	"	"	13	"	4	1	4	13	"	"
"	"	"	20	4	9	11	19	14	"	"
"	"	1	34	14	15	29	53	27	"	"
"	"	"	161	143	153	103	108	137	"	"
"	"	"	26	7	7	9	18	19	"	"
"	"	"	42	22	12	27	40	39	"	"
"	"	1	426	218	271	228	371	362	4	"

RÉGION DE LA MÉDITERRANÉE.

"	10	10	2,180	228	281	674	1,806	2,038	803
"	"	27	1,970	179	243	612	1,169	1,964	308
"	"	1	426	218	271	228	371	362	4
"	10	38	4,576	625	795	1,514	3,346	4,364	1,115



III. PÊCHE EN BATEAU. — Renseignements sur le personnel (importance

QUARTIERS. OU SYNDICATS.	PORTS	DÉCOMPOSITION DU PERSONNEL DES BATEAUX DE PÊCHE.								Total.
		Capitaines ou patrons.	Seconds.	Officiers.	Matelots.	Novices.	Monsses.	Mécaniciens.	Chauffeurs.	
RÉGION DE										
Bône.....	La Calle.....	43	"	"	105	8	10	"	"	166
	Bône.....	141	"	"	177	15	17	2	4	356
Philippeville....	Philippeville.....	61	"	"	422	11	17	8	10	535
	Collo.....	19	"	"	53	3	1	"	"	76
	Djidjelli.....	25	"	"	80	2	"	"	"	107
	Bougie.....	48	"	"	146	4	5	2	2	207
	Dellys.....	25	"	"	54	7	2	"	"	88
Alger.....	Alger.....	208	"	"	428	33	67	16	32	784
	Castiglione.....	102	"	"	275	31	33	"	"	441
	Cherchell.....	29	"	"	91	3	5	"	4	132
	Ténès.....	28	"	"	58	5	4	2	4	101
Oran.....	Mostaganem.....	59	"	"	129	14	12	4	4	222
	Arzew.....	116	"	"	316	45	38	6	12	533
	Oran.....	213	"	"	581	220	184	27	10	1,238
	Nemours.....	46	"	"	203	9	2	"	"	260
TOTAUX de l'Algérie.....		1,163	"	"	3,121	410	397	67	88	5,246

RÉCAPITU

Région de la mer du Nord et de la Manche.....	5,760	382	215	15,762	1,855	1,887	312	621	82	26,876
Région de l'Océan.....	10,554	151	7	21,622	3,849	3,774	192	395	104	40,648
Région de la Méditerranée (France et Corse)....	4,624	1	"	4,551	771	627	32	34	4	10,644
Région de l'Algérie.....	1,163	"	"	3,121	410	397	67	88	"	5,246
TOTAUX GÉNÉRAUX.....	22,101	534	222	45,056	6,885	6,685	603	1,138	190	83,414

numérique, qualités, âges, industries exercées accessoirement). (Suite et fin.)

QUALITÉS DES COMMANDANTS.	ÂGE DES MARINS PÊCHEURS. (ÉTAT-MAJOR ET ÉQUIPAGE.)					NOMBRE de MARINS exerçant accès soirement une autre industrie.	INDUSTRIES EXERCÉES PAR LES MARINS en dehors de la pêche.			
	Capitaines au long cours.	Capitaines au cabotage.	Marins titulaires d'autres brevets ou diplômes.	Patrons non brevetés.	Moins de 16 ans.			16 à 18 ans.	18 à 25 ans.	25 à 40 ans.
RÉGION DE										
L'ALGÉRIE.										
"	"	"	43	10	8	30	52	66	20	Liégeurs, charretiers.
"	"	2	130	17	15	29	131	164	48	Dockers-charretiers.
"	"	2	59	17	11	69	215	223	5	Occupés aux salaisons.
"	"	1	18	1	3	19	33	20	45	Cabotage, journaliers.
"	"	"	25	"	2	15	54	36	30	Liégeurs, journaliers.*
"	"	2	46	5	4	8	61	129	"	"
"	"	"	25	2	7	20	39	20	"	"
"	"	7	201	67	33	84	340	260	80	Dockers, journaliers,
"	"	"	102	33	31	38	99	240	"	"
"	"	3	26	7	20	23	40	42	"	"
"	"	2	26	4	5	7	34	51	"	"
"	"	"	4	55	12	14	18	99	79	"
"	"	6	110	38	45	72	195	183	25	Dockers.
"	"	15	198	184	176	193	408	277	24	Idem.
"	"	"	46	2	9	50	154	45	"	"
"	"	44	1,119	399	383	675	1,954	1,835	277	

LATION.

20	229	316	5,195	1,824	1,863	3,521	8,257	11,411	2,726
15	66	515	9,958	3,789	3,854	5,701	12,142	15,162	6,057
"	10	38	4,576	625	795	1,514	3,346	4,304	1,115
"	"	44	1,119	399	383	675	1,954	1,835	277
35	305	913	20,848	6,637	6,895	11,411	25,699	32,772	10,175

IV. PÊCHE À PIED. — Importance numérique des pêcheurs. — Rendement.

QUARTIERS.	PORTS OU SYNDICATS.	VALEUR des PRODUITS pêchés. francs.	PÊCHEURS À PIED.			TOTAL des PÊCHEURS.
			HOMMES.	FEMMES.	ENFANTS.	
RÉGION DE LA MER DU NORD ET DE LA MANCHE.						
Dunkerque.....	Dunkerque.....	214,900	40	105	12	157
Gravelines.....	Gravelines.....	247,950	40	170	30	240
Calais.....	Calais.....	214,331	107	98	57	262
Boulogne-sur-Mer.....	Boulogne-sur-Mer.....	103,096	45	121	38	204
	Étaples.....	54,500	25	40	80	145
	Berck-sur-Mer.....	310,000	50	120	40	210
	Le Crotoy.....	1,981,300	50	165	35	250
	Saint-Valery-sur-Somme. Cayeux-sur-Mer.....	65,682 29,990	15 22	5 8	" "	20 30
Dieppe.....	Le Tréport.....	32,750	81	102	12	195
	Dieppe.....	315,810	330	260	127	717
Fécamp.....	Saint-Valery-en-Caux.	114,800	60	44	25	129
	Saint-Pierre-en-Port..	35,573	49	39	47	135
	Fécamp.....	11,465	14	10	10	34
	Yport.....	26,430	10	16	12	38
	Étretat.....	40,300	80	40	20	140
Honfleur.....	Honfleur.....	196,945	46	34	7	87
	Trouville.....	145,850	50	70	30	150
Caen.....	Dives.....	69,620	12	20	"	32
	Ouistreham.....	38,500	30	40	10	80
	Courseulles.....	40,980	40	20	15	75
	Port-en-Bessin.....	3,954	1	10	"	11
	Grandcamp et Isigny... Carentan.....	565,000 5,700	200 22	220 25	60 10	480 57

IV. PÊCHE À PIED. — Importance numérique des pêcheurs. — Rendement. (Suite.)

QUARTIERS.	PORTS OU SYNDICATS.	VALEUR des PRODUITS pêchés. francs.	PÊCHEURS À PIED.			TOTAL des PÊCHEURS.
			HOMMES.	FEMMES.	ENFANTS.	
RÉGION DE LA MER DU NORD ET DE LA MANCHE. (Suite.)						
Cherbourg.....	La Hougue.....	376,140	60	400	90	550
	Barfleur.....	7,725	68	87	32	187
	Fermanville.....	82,910	40	15	25	80
	Cherbourg.....	199,750	180	310	220	710
	Omonville-la-Rogue... Carteret.....	89,500 4,450	80 30	50 60	20 20	150 110
Granville.....	Blainville.....	555,100	190	140	55	385
	Regnéville.....	1,126,520	175	125	55	355
	Granville.....	186,888	100	150	50	300
Cancale.....	Cancale.....	50,350	250	300	75	625
	Le Vivier.....	76,750	125	50	30	205
Saint-Malo.....	Saint-Malo.....	29,150	30	20	10	60
	Saint-Servan.....	92,100	150	60	70	280
	Saint-Suliac.....	33,622	52	24	19	95
	Pleurtaut.....	13,250	20	40	30	90
	Dinard.....	40,000	90	160	150	400
Dinan.....	Pleudihen.....	19,710	25	35	15	75
	Plouër.....	3,145	10	15	20	45
	Saint-Jacut.....	63,990	60	130	35	225
Saint-Brieuc.....	Plévenon.....	16,200	72	56	38	166
	Dahouet-Pléneuf.....	81,600	110	80	60	250
	Saint-Brieuc.....	33,400	15	28	6	49
	Le Légué.....	8,800	4	21	"	25



IV. PÊCHE À PIED. — Importance numérique des pêcheurs. — Rendement. (Suite.)

QUARTIERS.	PORTS OU SYNDICATS.	VALEUR des PRODUITS péchés.  francs.	PÊCHEURS À PIED.			TOTAL des PÊCHEURS.
			HOMMES.	FEMMES.	ENFANTS.	
RÉGION DE LA MER DU NORD ET DE LA MANCHE. (Fin.)						
Binic.....	Binic.....	7,584	13	4	4	21
	Portrieux.....	2,215	17	8	7	32
Paimpol.....	Plouézec.....	13,680	55	150	60	265
	Paimpol.....	36,900	120	45	35	200
Tréguier.....	Pleubian.....	98,600	200	200	100	500
	Tréguier.....	79,820	260	80	50	390
	Port-Blanc.....	486,860	900	700	200	1,800
Lannion.....	Perros-Guirec.....	101,101	375	700	350	1,425
	Pleumeur-Bodou.....	5,000	150	100	30	280
	Lannion.....	73,000	200	300	50	550
Morlaix.....	Plougasnou.....	60,080	66	70	60	196
	Morlaix.....	72,410	60	65	50	175
	Roscoff.....	342,800	140	50	70	260
	Plounéour-Trez.....	79,525	235	100	50	385
Le Conquet.....	Plouguerneau.....	424,000	500	500	200	1,200
	L'Aber-Wrach.....	100,120	126	94	112	332
	Porspoder.....	179,350	90	120	70	280
	Molène (Ile).....	17,600	20	60	40	120
	Le Conquet.....	104,475	55	28	18	101
TOTAUX de la région de la mer du Nord et de la Manche.....		10,344,996	6,937	7,512	3,358	17,807

IV. PÊCHE À PIED. — Importance numérique des pêcheurs. — Rendement. (Suite.)

QUARTIERS.	PORTS OU SYNDICATS.	VALEUR des PRODUITS péchés.  francs.	PÊCHEURS À PIED.			TOTAL des PÊCHEURS.
			HOMMES.	FEMMES.	ENFANTS.	
RÉGION DE L'OcéAN.						
Brest.....	Brest.....	230,280	70	110	70	250
	Plougastel-Daoulas.....	21,610	18	30	26	74
	Le Faou.....	269,400	440	550	210	1,200
Camaret.....	Port-Launay.....	4,920	5	"	"	5
Audierne.....	Audierne.....	368,000	335	230	530	1,095
Cuilvinec.....	Penmarch.....	31,746	240	174	103	517
	Pont-l'Abbé.....	75,991	65	90	20	175
	Quimper.....	35,250	15	25	40	80
Concarneau.....	Concarneau.....	246,450	410	207	183	800
	Doëlan.....	315,790	150	250	50	450
Lorient.....	Lorient.....	7,820	70	60	10	140
	Port-Louis.....	143,000	18	66	50	134
Auray.....	Étel.....	2,054	10	26	7	43
	Quiberon.....	71,500	425	165	140	730
	La Trinité-sur-Mer.....	5,360	40	40	20	100
	Auray.....	97,310	85	120	110	315
	Larmor-Baden.....	3,604	20	18	10	48
	Houat.....	4,950	"	15	10	25
	Hoëdic.....	6,600	"	18	12	30

IV. PÊCHE À PIED. — Importance numérique des pêcheurs. — Rendement. (Suite.)

QUARTIERS.	PORTS OU SYNDICATS.	VALEUR des PRODUITS péchés.  francs.	PÊCHEURS À PIED.			TOTAL des PÊCHEURS.
			HOMMES.	FEMMES.	ENFANTS.	
RÉGION DE L'OcéAN. (Suite.)						
Vannes.....	L'Isle-aux-Moines.....	14,735	58	30	20	108
	Séné.....	20,500	70	100	40	210
	Port-Navalo.....	20,000	4	4	1	9
	Damgan.....	36,985	40	70	30	140
	La Roche-Bernard.....	36,032	48	76	28	152
	Redon.....	1,800	80	"	"	80
Belle-Ile.....	Le Palais.....	6,675	48	9	"	57
Le Croisic.....	Piriac-sur-Mer.....	1,420	20	15	10	45
	La Turballe.....	31,088	80	45	15	140
	Le Croisic.....	320,100	50	60	20	130
	Le Pouliguen.....	99,050	100	150	20	270
Saint-Nazaire.....	Saint-Nazaire.....	9,910	50	70	25	145
	Donges.....	19,180	35	5	3	43
Nantes.....	Paimbœuf.....	75,400	56	18	5	79
	Pornic.....	936,300	170	190	80	440
Noirmoutier.....	Noirmoutier.....	290,240	220	250	220	690
	Barbâtre.....	28,545	25	70	30	125
	Beauvoir-sur-Mer.....	12,675	5	7	"	12
Les Sables-d'Olonne....	Saint-Gilles-sur-Vie....	74,200	640	320	120	1,080
	Les Sables-d'Olonne....	317,400	55	54	4	158

IV. PÊCHE À PIED. — Importance numérique des pêcheurs. — Rendement. (Suite.)

QUARTIERS.	PORTS OU SYNDICATS.	VALEUR des PRODUITS péchés.  francs.	PÊCHEURS À PIED.			TOTAL des PÊCHEURS.
			HOMMES.	FEMMES.	ENFANTS.	
RÉGION DE L'OcéAN. (Fin.)						
La Rochelle.....	L'Aiguillon-sur-Mer....	21,145	30	20	13	63
	Marans.....	285,900	172	70	43	285
	La Rochelle.....	1,029,840	310	220	50	580
	Saint-Martin-de-Ré....	104,600	170	150	10	330
	La Flotte.....	79,650	200	285	15	500
Château-d'Oléron.....	Château-d'Oléron.....	486,000	2,800	1,000	200	4,000
Rochefort.....	Fouas.....	587,800	100	200	40	340
	Rochefort.....	400,000	50	250	"	300
Marennes.....	Marennes.....	79,000	120	230	50	400
	La Tremblade.....	65,000	100	130	20	250
	L'Éguille.....	82,500	120	100	30	250
	Royan.....	421,000	220	320	70	610
Pauillac.....	Pauillac.....	6,000	320	8	"	328
	Le Verdon.....	2,225,650	500	50	10	560
Arcachon.....	Arès.....	2,000	60	100	40	200
	Gujan-Mestras.....	28,000	70	30	15	115
	La Teste.....	32,952	46	12	5	63
	Arcachon.....	117,000	13	19	8	40
Bayonne.....	Capbreton.....	52,420	40	42	30	112
	Urt.....	1,000	55	35	25	115
	Bayonne.....	73,000	80	40	30	150
	Saint-Jean-de-Luz.....	11,800	60	"	"	60
TOTALS de la région de l'Océan.....		10,486,127	8,158	5,382	1,789	15,329



IV. PÊCHE À PIED. — Importance numérique des pêcheurs. — Rendement. (Suite et fin.)

QUARTIERS.	PORTS OU SYNDICATS.	VALEUR des PRODUITS péchés.  francs.	PÊCHEURS À PIED.			TOTAL des PÊCHEURS.
			HOMMES.	FEMMES.	ENFANTS.	
<b>RÉGION DE LA MÉDITERRANÉE. (FRANCE ET CORSE.)</b>						
Narbonne.....	Valras-la-Plage.....	800	30	"	"	30
	Gruissan.....	6,027	6	15	"	21
Bastia.....	Maccinaggio.....	2,800	14	6	10	30
	Centuri.....	1,140	5	3	2	10
	Porticciole.....	2,400	10	"	7	17
	Canari.....	720	5	3	2	10
	Saint-Florent.....	414	2	"	"	2
TOTAUX de la région de la Méditerranée (France et Corse).....		14,301	72	27	21	120
<b>RÉGION DE L'ALGÉRIE.</b>						
Philippeville.....	Collo.....	1,935	10	"	4	14
<b>RÉCAPITULATION.</b>						
Région de la Mer du Nord et de la Manche.....		10,339,996	6,937	7,512	3,358	17,807
Région de l'Océan.....		10,486,127	8,158	5,382	1,789	15,329
Région de la Méditerranée (France et Corse).....		14,301	72	27	21	120
Région de l'Algérie.....		1,935	10	"	4	14
TOTAUX GÉNÉRAUX.....		20,842,359	15,177	12,921	5,172	33,270

V

PÊCHE EN MER.

GRANDE PÊCHE.

1<sup>e</sup> Terre-Neuve et Islande. (Rendement par ports d'armement des bateaux pêcheurs et ports de débarquement des produits de la pêche.)

2<sup>o</sup> Tableau détaillé des primes allouées pour encouragements aux pêches maritimes en 1922.

3<sup>o</sup> Tableau comparatif des primes allouées pour encouragements aux pêches maritimes de 1856 à 1922.

PORTS D'ARMEMENT DES BATEAUX PÊCHEURS.			PORTS DE DÉBARQUEMENT DE LA PÊCHE.																					
PORTS D'ARMEMENT des BATEAUX PÊCHEURS.	QUANTI- TÉS PÊCHÉES.	VALEUR des PRODUITS pêchés.	BOULOGNE.		FÉCAMP.		GRANVILLE.		SAINT-MALO.		SAINT-SERVAN.		BINIC.		LORIENT.		LA ROCHELLE.		BORDEAUX.		PORT-DE-BOUC.			
			QUANTITÉS.	VALEUR.	QUANTITÉS.	VALEUR.	QUANTITÉS.	VALEUR.	QUANTITÉS.	VALEUR.	QUANTITÉS.	VALEUR.	QUANTITÉS.	VALEUR.	QUANTITÉS.	VALEUR.	QUANTITÉS.	VALEUR.	QUANTITÉS.	VALEUR.	QUANTITÉS.	VALEUR.		
	kilogr.	francs.	kilogr.	francs.	kilogr.	francs.	kilogr.	francs.	kilogr.	francs.	kilogr.	francs.	kilogr.	francs.	kilogr.	francs.	kilogr.	francs.	kilogr.	francs.	kilogr.	francs.		
TERRE-NEUVE.																								
Boulogne.....	1,327,260	3,964,787	233,200	292,503	"	"	"	"	"	"	"	"	"	"	"	"	"	"	"	"	"	"	"	
Fécamp.....	10,121,580	17,905,588	"	"	5,893,797	7,601,721	"	"	"	"	"	"	"	"	"	"	"	"	"	"	"	"	"	
Le Havre.....	1,291,505	4,716,020	"	"	"	"	"	"	"	"	"	"	"	"	"	"	"	"	"	"	"	"	"	
Granville.....	2,086,465	6,951,860	"	"	"	"	697,000	1,394,000	"	"	"	"	"	"	"	"	"	"	"	"	"	"	"	
Cancale.....	295,195	420,812	"	"	"	"	"	"	"	"	"	"	"	"	"	"	295,195	420,812	"	"	"	"	"	
Saint-Malo.....	11,378,726	31,250,713	"	"	"	"	212,040	424,080	1,279,400	5,979,803	"	"	"	"	"	"	311,416	442,210	6,502,995	24,346,320	72,875	58,300	"	
Saint-Servan....	4,072,365	9,752,501	"	"	"	"	"	"	"	"	2,124,820	3,119,088	"	"	"	"	201,770	286,873	1,714,975	6,319,900	30,800	26,640	"	
Saint-Brieuc....	2,489,200	8,101,244	"	"	"	"	"	"	"	"	"	"	"	"	"	"	"	"	"	2,238,895	7,901,000	250,305	200,244	
Pléneuf-Dahouet..	220,000	880,000	"	"	"	"	"	"	"	"	"	"	"	"	"	"	"	"	"	220,000	880,000	"	"	
Paimpol.....	1,336,396	1,794,850	"	"	"	"	"	"	"	"	"	"	359,686	667,970	"	"	"	"	"	976,710	1,120,880	"	"	
Tréguier.....	450,579	629,084	"	"	"	"	"	"	"	"	"	"	"	"	"	"	79,064	115,040	67,760	271,040	303,755	243,004	"	
Lorient.....	247,500	438,075	"	"	"	"	"	"	"	"	"	"	"	"	247,500	438,075	"	"	"	"	"	"	"	
La Rochelle.....	592,558	1,742,640	"	"	"	"	"	"	"	"	"	"	"	"	"	"	243,253	345,420	349,305	1,397,220	"	"	"	
Bordeaux.....	1,868,017	4,881,882	"	"	"	"	"	"	"	"	"	"	"	"	"	"	156,692	222,502	1,481,975	4,475,900	229,350	183,480	"	
TOTAUX.....	37,777,316	93,430,056	233,200	292,503	5,893,797	7,601,721	909,040	1,818,080	1,279,400	5,979,803	2,124,820	3,119,088	359,686	667,970	247,500	438,075	1,585,574	2,263,215	20,146,815	69,649,590	1,997,514	1,600,011	"	
Saint-Pierre-et-Mi- quelon.....	928,927	1,435,806	"	"	"	"	"	"	"	"	"	"	"	"	"	"	88,269	125,432	783,172	1,261,385	57,486	45,989	"	
TOTAUX.....	38,706,273	94,865,862	"	"	"	"	"	"	"	"	"	"	"	"	"	"	1,073,843	2,388,647	20,929,987	70,913,975	2,055,000	1,646,000	"	

Quantités : 38,706,273 kilogrammes. — Valeur : 94,865,862 francs.





II. Tableau détaillé des primes allouées pour encouragements aux pêches maritimes en 1922.

NATURE DES DÉPENSES.						MONTANT DES DÉPENSES.																									
<p>CHAPITRE 24. ENCOURAGEMENTS AUX PÊCHES MARITIMES. (Art. 1<sup>er</sup> seulement.)</p> <table border="1" style="margin: auto;"> <tr> <td>Crédits....</td> <td>{</td> <td>Loi du 31 décembre 1921.....</td> <td>1,335,000<sup>f</sup></td> <td rowspan="2">}</td> <td rowspan="2">2,185,000<sup>f</sup> 00<sup>e</sup></td> <td rowspan="2"></td> </tr> <tr> <td></td> <td></td> <td>Loi du 28 décembre 1922.....</td> <td>850,000</td> </tr> <tr> <td>Dépenses.....</td> <td></td> <td></td> <td></td> <td></td> <td></td> <td></td> </tr> <tr> <td colspan="5" style="text-align: center;">RESTE disponible.....</td> <td>346,269</td> <td>23</td> </tr> </table>							Crédits....	{	Loi du 31 décembre 1921.....	1,335,000 <sup>f</sup>	}	2,185,000 <sup>f</sup> 00 <sup>e</sup>				Loi du 28 décembre 1922.....	850,000	Dépenses.....							RESTE disponible.....					346,269	23
Crédits....	{	Loi du 31 décembre 1921.....	1,335,000 <sup>f</sup>	}	2,185,000 <sup>f</sup> 00 <sup>e</sup>																										
		Loi du 28 décembre 1922.....	850,000																												
Dépenses.....																															
RESTE disponible.....					346,269	23																									
ARTICLE PREMIER.																															
I. — Primes à l'armement.																															
	TAUX de la prime.	NOMBRE de navires.	JAUGE.  tonneaux.	NOMBRE de marins employés à la pêche.    à la sécherie.		NOMBRE total de marins.	SOMMES.  francs.																								
	fr. c.																														
1° Zone dite de Terre-Neuve.....	24 30	94	29,521 36	2,953	"	2,953	(3)70,470 00																								
	(1) 24 30	20	4,667 32	566	35	601	(4)12,239 10																								
Zone dite d'Islande.....	40 50	40	12,335 37	1,337	"	1,337	(5)53,986 50																								
Zone des îles Féroé.....	24 30	"	"	"	"	"	"																								
Sur le Dogger-Bank.....	12 15	4	137 75	29	"	29	352 35																								
Zone dite la Côte occidentale d'Afrique.....	24 30	"	"	"	"	"	"																								
	(1) 24 30	"	"	"	"	"	"																								
ENSEMBLE.....							137,047 95																								
2° 234 navires ou embarcations (ne comprenant pas plus de trois hommes d'équipage) armés à la côte de Saint-Pierre et Miquelon et montés par 481 marins ont eu droit, à raison de 24 fr. 30 (2) par marin, à une prime de..							11,688 <sup>f</sup> 30 <sup>e</sup>																								
							11,688 30																								
II. — Primes à l'exportation des produits de pêche.																															
655,079 <sup>kil</sup>	Morue séchée expédiée soit directement des lieux de pêche, soit des entrepôts de France à destination des pays étrangers ou des colonies françaises, hors des limites du cabotage international (prime 16 fr. 20 par quintal métrique).....					106,122 75	} 439,433 98																								
135,633 <sup>kil</sup>	Morue séchée expédiée des ports de France, sans y avoir été entreposée, et importée dans les colonies françaises autres que l'Algérie ou dans les pays étrangers, hors des limites du cabotage international (prime 14 fr. 40 par quintal métrique).....					19,531 15																									
2,421,416 <sup>kil</sup> 707	..... (prime 12 fr. 96 par quintal métrique).....					313,780 08																									
245,660 <sup>kil</sup>	Morue séchée expédiée soit directement des lieux de pêche, soit des ports de France à destination des pays étrangers, dans les limites du cabotage international (prime 14 fr. 40 par quintal métrique).....					35,375 04																									
9,169,126 <sup>kil</sup>	..... (prime à 12 fr. 96 par quintal métrique).....					1,188,318 36	} 1,223,693 40																								
"	Morue repaquée en France et expédiée à destination des pays étrangers ou des colonies françaises (prime 9 fr. 72 par quintal métrique).....					"																									
"	Poissons pêchés à la Côte occidentale d'Afrique et séchés dans des conditions analogues à celles de la morue, expédiés soit directement des lieux de pêche, soit des ports de France à destination des pays étrangers ou des colonies françaises autres que l'Algérie, le Sénégal et la Mauritanie (prime 9 fr. 72 par quintal métrique).....					"	"																								
III. — Primes d'importation de roques.																															
122,505 <sup>kil</sup> 050	Prime 12 fr. 15 par quintal métrique.....					14,884 23	14,884 23																								
IV. — Primes d'achat de roques.																															
98,625 <sup>kil</sup> 640	Prime 12 fr. 15 par quintal métrique.....					11,982 91	11,982 91																								
TOTAUX du Chapitre 23.....						1,838,730 77																									

(1) Il est alloué une prime de 40 fr. 50 par homme effectivement employé à la sécherie, à raison d'un homme au plus par trois hommes employés à la pêche.  
(2) Les petits pêcheurs de Saint-Pierre et Miquelon ne se sont pas livrés à l'industrie de la sécherie en 1922.  
Les sommes de 70,470 francs (3), 12,239 fr. 10 (4) et 53,986 fr. 50 (5), ne représentent pas le décompte exact des primes par rapport au nombre de marins figurant à la statistique. Les différences proviennent : 1° de ce que la prime n'a pas été allouée à 2 navires, armés sans sécherie, n'ayant pas rempli les conditions de leur armement ; 2° de ce que d'une part, la prime n'a pas été allouée à 3 navires, armés avec sécherie, n'ayant pas rempli les conditions de leur armement ; que, d'autre part, deux hommes ont manqué le départ, et qu'enfin la prime de sécherie n'a pas été allouée à 2 navires n'ayant effectué aucune opération de sécherie et à un troisième n'ayant pu produire le certificat de sécherie ; 3° de ce que 4 hommes (graviers), compris dans la déclaration d'armement d'un navire, ont pas pris part à la première campagne de pêche que ce navire a effectuée en Islande au début de la saison. Dans ces différents cas, les sommes perçues à titre d'acompte de prime ont été retenues sur le solde.



III. Tableau comparatif des primes allouées pour encouragements aux pêches maritimes, de 1856 à 1922.

ANNÉES.	PRIMES D'ARMEMENT.	PRIMES D'IMPORTATION de rogues par les navires pêcheurs.	PRIMES D'ACHAT de rogues.	PRIMES	PRIMES	PRIMES D'ARMEMENT.	TOTAUX.
				POUR LES POISSONS de la Côte occidentale d'Afrique expédiés directement des lieux de pêche ou exportés de France à destination des pays étrangers ou des colonies françaises autres que l'Algérie, le Sénégal et la Mauritanie.	POUR LES MORUES expédiées directement des lieux de pêche ou importées aux colonies.		
	francs.	francs.	francs.	francs.	francs.	francs.	francs.
1856	514,590	8,823	"	"	1,945,582	583,602	3,052,457
1857	659,030	6,383	"	"	2,411,151	946,676	4,023,240
1858	712,910	6,436	"	"	2,922,214	847,526	4,489,086
1859	722,500	11,136	"	"	2,712,741	793,578	4,239,955
1860	678,335	12,873	"	"	2,055,648	427,862	3,174,718
1861	687,210	21,659	"	"	1,661,315	691,829	3,062,013
1862	719,440	26,048	"	"	1,297,230	527,356	2,570,074
1863	709,067	43,571	"	"	1,415,492	445,619	2,613,740
1864	633,068	36,530	"	"	1,376,154	473,140	2,488,892
1865	603,035	23,970	"	"	1,552,475	463,531	2,643,011
1866	605,910	34,024	"	"	1,796,594	392,269	2,828,797
1867	537,180	52,095	"	"	1,489,062	408,186	2,536,523
1868	626,340	70,460	"	"	1,091,052	201,743	1,989,595
1869	619,695	83,419	"	"	1,117,461	358,626	2,179,201
1870	620,680	63,616	"	"	1,258,013	354,661	2,296,970
1871	512,090	66,452	"	"	1,136,622	400,837	2,116,001
1872	587,710	65,360	"	"	974,452	479,827	2,107,349
1873	596,205	57,954	"	"	1,070,078	591,998	2,316,235
1874	577,735	67,211	"	"	1,154,560	670,972	2,470,478
1875	556,580	80,817	"	"	767,431	425,389	1,830,217
1876	553,155	78,017	"	"	481,931	460,355	1,573,458
1877	581,408	63,567	"	"	409,077	312,106	1,366,158
1878	618,605	58,301	"	"	385,786	428,591	1,491,283
1879	597,525	80,398	"	"	490,213	575,937	1,744,073
1880	513,760	88,978	"	"	295,528	652,922	2,161,188
1881	469,685	57,174	"	"	85,459	776,446	2,105,164
1882	530,600	57,493	"	"	792,387	676,157	2,056,637
1883	579,065	50,066	"	"	636,246	1,263,068	2,528,445
1884	602,045	77,134	"	"	1,152,746	1,510,189	3,342,114
1885	564,942	53,003	"	"	1,085,620	2,130,654	3,834,219
1886	565,548	76,551	"	"	1,764,744	2,686,738	5,093,581
1887	481,989	78,812	"	"	1,281,403	2,844,685	4,686,889
1888	565,548	65,284	"	"	1,240,640	1,992,718	3,864,190
1889	565,532	81,356	"	"	1,242,350	2,094,146	3,983,384
1890	552,140	102,652	"	"	1,413,973	1,791,515	3,860,280
1891	592,400	76,866	"	"	715,347	1,457,068	2,841,681
1892	595,057	59,269	"	"	1,044,963	1,230,823	2,930,112
1893	585,378	70,870	"	"	1,798,462	1,029,787	3,484,497
1894	626,253	84,724	"	"	1,882,624	1,133,777	3,727,378
1895	642,046	92,810	"	"	1,575,285	1,206,686	3,516,827
1896	658,080	123,408	"	"	1,951,301	2,890,057	5,622,846
1897	620,935	166,404	"	"	1,554,938	3,204,081	5,546,358
1898	612,555	137,380	"	"	939,116	3,050,121	4,739,172
1899	596,650	170,979	"	"	775,966	3,197,455	4,741,050
1900	635,365	90,315	"	"	792,611	4,021,878	5,540,169
1901	632,083	33,557	"	"	1,248,553	3,562,287	5,576,480
1902	652,567	127,778	"	"	1,063,914	4,031,743	5,876,002
1903	653,545	106,494	"	"	920,936	2,762,760	4,443,735
1904	621,900	142,086	"	"	601,553	1,385,767	2,751,306
1905	570,326	146,680	"	"	588,776	1,165,711	2,471,493
1906	589,205	164,562	"	"	596,891	1,241,867	2,595,525
1907	583,045	125,284	"	"	553,968	1,028,721	2,891,018
1908	558,335	91,685	"	"	749,067	2,859,343	4,258,430
1909	517,085	93,233	"	"	1,045,089	3,823,594	5,479,001
1910	517,275	124,101	"	"	1,019,779	4,570,679	6,231,834
1911	492,275	110,412	(1) 26,536	"	739,060	2,464,877	3,833,160
1912	420,534	193,317	100,109	(2) 88,033	561,777	1,290,520	2,564,290
1913	400,605	95,172	86,110	30,001	555,770	1,571,642	2,739,300
1914	398,043	99,509	82,885	"	636,809	1,125,014	2,342,260
1915	110,360	20,374	41,346	"	412,856	453,375	1,038,311
1916	115,890	22,056	17,870	"	271,691	12,730	446,237
1917	69,503	3,565	3,290	"	148,219	4,478	229,055
1918	69,606	5,274	1,281	"	80,321	1,676	158,158
1919	137,263	20,352	2,054	"	151,762	592,231	903,662
1920	126,022	32,958	7,463	"	253,293	708,339	1,128,075
1921	166,603	51,848	4,752	"	312,268	1,736,341	2,271,812
1922	148,736	14,884	11,983	"	439,434	1,223,693	1,838,730

(1) Prime allouée par la loi du 26 février 1911 (art. 13), entrée en vigueur le 1<sup>er</sup> juillet de la même année.  
(2) Prime allouée par la loi du 26 février 1912 (art. 11).

VI

PÊCHE EN BATEAU.

---

GRANDE PÊCHE;  
PÊCHE AU LARGE ET PÊCHE CÔTIÈRE; ÉTANGS SALÉS  
ET PARTIE MARITIME DES FLEUVES ET RIVIÈRES.

---

QUANTITÉS ET VALEUR DES PRODUITS  
PÊCHÉS PAR LES BATEAUX DE CHAQUE SYNDICAT.



PÊCHE EN BATEAU. — 1922.

DÉSIGNATION DES GENRES DE PÊCHE.	UNITÉS de QUANTITÉ.	DUNKERQUE.		GRAVELINES.		CALAIS.		BOULOGNE-SUR-MER.		
		QUANTITÉS.	VALEUR.	QUANTITÉS.	VALEUR.	QUANTITÉS.	VALEUR.	QUANTITÉS.	VALEUR.	
		francs.		francs.		francs.		francs.		
RÉGION DE LA MER DU NORD ET DE LA MANCHE.										
1 <sup>re</sup> SECTION. — Du quartier de Dunkerque au quartier de Rouen.										
Islande.....	Morue.....	Kilogr.	117,000	292,500	1,003,175	1,805,715	"	"	683,500	1,367,000
	Idem.....		1,000	1,000	12,480	6,240	"	"	"	"
	Huile.....	Litre.	"	"	5,470	5,470	"	"	"	"
Féroë et Dogger-Bank.	Morue.....	Kilogr.	"	"	123,513	222,323	"	"	"	"
	Idem.....		"	"	"	"	"	"	"	"
	Huile.....	Litre.	"	"	1,100	1,100	"	"	3,330	1,332
Terre-Neuve...	Morue.....	Kilogr.	"	"	"	"	"	"	"	"
	Idem.....		"	"	"	"	"	"	1,327,260	3,964,787
	Huile.....	Litre.	"	"	"	"	"	"	"	"
Poissons divers de la côte occidentale d'Afrique...	Idem.....	Kilogr.	"	"	"	"	"	"	800	1,600
Cabillauds.....	Idem.....		170	510	32,500	49,000	16,542	54,483	659,550	1,570,250
Merlus ou Colins.....	Idem.....		"	"	"	"	"	"	1,614,850	4,868,950
Turbots.....	Idem.....		5,690	34,140	89,220	461,239	13,875	138,012	170,650	1,065,850
Barbues.....	Idem.....		4,357	26,142	31,375	198,200	"	"	125,620	679,460
Carrelets ou Plies.....	Idem.....		87,020	261,060	110,862	269,386	97,629	282,725	495,594	1,368,600
Soles.....	Idem.....		62,100	372,600	42,910	393,757	61,601	570,571	127,751	1,169,876
Congres.....	Idem.....		105	420	"	"	"	"	239,000	838,750
Raies.....	Idem.....		85,795	289,090	240,564	365,183	99,771	303,643	1,668,416	3,164,030
Mulets et bars.....	Idem.....		"	"	"	"	5,064	50,784	12,850	100,470
Harengs.....	salés.....	Idem.	"	"	"	"	"	"	5,575,070	5,017,407
	frais.....	Idem.	11,600	13,500	445,418	351,581	52,068	115,052	17,449,336	21,375,933
Maquereaux.....	salés.....	Idem.	"	"	"	"	"	"	120,605	232,066
	frais.....	Idem.	2,130	6,390	146,304	405,484	29,184	86,486	7,663,315	13,107,125
Merlans.....	Idem.....		6,700	16,240	139,660	523,937	23,828	78,891	2,428,989	6,001,252
Sardines.....	Idem.....		"	"	"	"	1,938	3,876	"	"
Sprats.....	Idem.....		85,800	51,100	"	"	"	"	"	"
Anchois.....	Idem.....		"	"	"	"	"	"	"	"
Thons.....	blancs ou germous.....	Idem.	"	"	"	"	"	"	"	"
	francs ou thons rouges.....	Idem.	"	"	"	"	"	"	"	"
									51,550	108,100
Poisson: divers.....	Idem.....	Kilogr.	47,310	94,620	23,695	43,440	84,866	175,263	5,996,835	12,019,768
Crevettes.....	grises ou roses.....	Idem.	30,025	133,130	28,437	98,748	1,021	4,084	15,746	51,784
	salicoques dites bouquet.....	Idem.	"	"	"	"	"	"	"	"
Homards.....	Idem.....		"	"	"	"	"	"	5,337	45,530
Langoustes.....	Idem.....		"	"	"	"	"	"	19,095	184,058
Langoustes de Mauritanie dites langoustes vertes...	Idem.....		"	"	"	"	"	"	"	"
Crabes pouparts ou tourteaux.....	Idem.....		"	"	"	"	"	"	13,289	12,414
Crustacés divers.....	Idem.....		"	"	"	"	"	"	"	"
Huitres plates.....	Idem.....	Mille.	"	"	"	"	"	"	37	9,950
Huitres portugaises.....	Idem.....		"	"	"	"	"	"	"	"
Moules.....	Idem.....	Hectol.	"	"	"	"	"	"	"	"
Coquilles de Saint-Jacques.....	Idem.....	Nombre.	"	"	"	"	"	"	200,100	106,660
Pétoncles.....	Idem.....	Hectol.	"	"	"	"	"	"	41	830
Mollusques divers.....	Idem.....		"	"	"	"	"	"	"	"
Oursins.....	Idem.....	Nombre.	"	"	"	"	"	"	"	"
Violetes.....	Idem.....		"	"	"	"	"	"	"	"
Oiseaux de mer.....	Idem.....		"	"	"	"	"	"	"	"
Vers pour appâts.....	Idem.....	Kilogr.	"	"	"	"	3,978	12,606	"	"
Corail.....	Idem.....		"	"	"	"	"	"	"	"
Lichen.....	Idem.....		"	"	"	"	"	"	"	"
Varech.....	Idem.....	M. cube.	"	"	"	"	"	"	"	"
Goémon de soude.....	Idem.....		"	"	"	"	"	"	"	"
Pailleule.....	Idem.....		"	"	"	"	"	"	"	"
Sables coquilliers et amendements marins.....	Idem.....		"	"	"	"	"	"	"	"
VALEUR TOTALE des produits de la pêche en mer.....				1,592,442		5,200,803		1,876,476		78,433,832
Saumons.....	Idem.....	Kilogr.	"	"	"	"	"	"	"	"
Esturgeons.....	Idem.....		"	"	"	"	"	"	"	"
Aloses.....	Idem.....		"	"	"	"	"	"	"	"
Anguilles.....	Idem.....		"	"	"	"	"	"	450	1,350
Mulets et bars.....	Idem.....		"	"	"	"	"	"	"	"
Éperlans.....	Idem.....		"	"	"	"	"	"	"	"
Poissons divers.....	Idem.....		"	"	"	"	"	"	"	"
Huitres.....	plates.....	Mille.	"	"	"	"	"	"	"	"
	portugaises.....	Idem.	"	"	"	"	"	"	"	"
Crustacés divers.....	Idem.....	Kilogr.	"	"	"	"	"	"	"	"
Mollusques divers.....	Idem.....	Hectol.	"	"	"	"	"	"	"	"
VALEUR TOTALE des produits de la pêche en étang et en rivière.....										1,350
VALEUR TOTALE des produits de la pêche en bateau.....				1,592,442		5,200,803		1,876,476		78,435,182

DÉSIGNATION DES GENRES DE PÊCHE.	UNITÉS de QUANTITÉ.	ÉTAPLES.		LE TRÉPORT.		DIEPPE.		FÉCAMP.	
		QUANTITÉS.	VALEUR.	QUANTITÉS.	VALEUR.	QUANTITÉS.	VALEUR.	QUANTITÉS.	VALEUR.
			francs.		francs.		francs.		francs.
RÉGION DE LA MER DU NORD ET DE LA MANCHE. (Suite.)									
1 <sup>re</sup> SECTION. — Du quartier de Dunkerque au quartier de Rouen. (Suite.)									
Islande.....	Morue.....	Kilogr.	"	"	"	"	"	1,543,413	4,083,629
	Rogue.....	Idem.	"	"	"	"	"	8,002	6,401
	Huile.....	Litre.	"	"	"	"	"	"	"
Féroë et Dogger-Bank.	Morue.....	Kilogr.	"	"	"	"	"	"	"
	Rogue.....	Idem.	"	"	"	"	"	"	"
	Huile.....	Litre.	"	"	"	"	"	21,983	8,791
Terre-Neuve..	Morue.....	Kilogr.	"	"	"	"	"	"	"
	Rogue.....	Idem.	"	"	"	"	"	10,121,580	17,905,588
	Huile.....	Litre.	"	"	"	"	"	20,301	14,893
Poissons divers de la côte occidentale d'Afrique...		Kilogr.	"	"	"	"	"	18,324	30,460
Cabillauds.....		Idem.	5,230	10,930	110,260	240,630	68,780	153,985	"
Merlus ou Colins.....		Idem.	"	"	"	"	"	"	"
Turbots.....		Idem.	21,400	190,280	23,355	189,700	94,050	699,850	300
Barbues.....		Idem.	5,050	44,000	"	"	58,330	426,610	40
Carrelets ou Plies.....		Idem.	158,295	427,510	129,115	276,825	291,290	760,245	4,126
Soles.....		Idem.	44,460	400,605	23,170	216,560	48,250	432,175	120
Congres.....		Idem.	"	"	2,470	7,965	67,600	227,800	400
Raies.....		Idem.	60,020	75,585	139,475	231,610	503,398	964,616	2,250
Mulets et bars.....		Idem.	600	3,000	"	"	25,250	202,350	250
Harengs.....	salés.....	Idem.	"	"	"	"	"	"	1,250
	frais.....	Idem.	41,450	41,740	24,750	34,562	425,952	489,563	3,490,579
Maquereaux.....	salés.....	Idem.	"	"	"	"	"	"	2,700,019
	frais.....	Idem.	5,040	11,315	10,460	37,035	309,379	961,879	4,131,363
Merlans.....		Idem.	28,650	52,535	111,150	257,660	345,477	1,029,765	58,180
Sardines.....		Idem.	"	"	"	"	"	"	1,176,360
Sprats.....		Idem.	"	"	"	"	"	"	793,298
Anchois.....		Idem.	"	"	"	"	"	"	"
Thons.....	blancs ou germous.....	Idem.	"	"	"	"	"	"	"
	francs ou thons rouges.....	Idem.	"	"	"	"	"	6,726	31,141
Poissons divers.....		Kilogr.	79,079	190,067	118,556	304,537	4,563,106	12,144,653	79,541
Crevettes.....	grises ou roses.....	Idem.	14,850	35,000	2,255	10,315	"	"	173,420
	salicoques dites bouquet.....	Idem.	"	"	"	"	"	"	"
Homards.....		Idem.	"	"	"	"	"	350	1,750
Langoustes.....		Idem.	"	"	"	"	"	"	"
Langoustes de Mauritanie dites langoustes vertes...		Idem.	"	"	"	"	"	6,254	46,905
Crabes pouparts ou tourteaux.....		Idem.	"	"	"	"	"	200	500
Crustacés divers.....		Idem.	"	"	"	"	"	1,300	2,750
Huitres plates.....		Mille.	"	"	"	"	"	"	"
Huitres portugaises.....		Idem.	"	"	"	"	"	"	"
Moules.....		Hectol.	"	"	"	"	"	"	"
Coquilles de Saint-Jacques.....		Nombre.	"	"	"	"	"	"	"
Pétoncles.....		Hectol.	"	"	"	"	"	"	"
Mollusques divers.....		Idem.	"	"	"	"	"	"	"
Oursins.....		Nombre.	"	"	"	"	"	"	"
Violetes.....		Idem.	"	"	"	"	"	"	"
Oiseaux de mer.....		Idem.	"	"	"	"	"	"	"
Vers pour apprêts.....		Kilogr.	"	"	"	"	"	"	"
Corail.....		Idem.	"	"	"	"	"	"	"
Lichen.....		Idem.	"	"	"	"	"	"	"
Varech.....		M. cube.	"	"	"	"	"	"	"
Goémon de soude.....		Idem.	"	"	"	"	"	"	"
Pailleule.....		Idem.	"	"	"	"	"	"	"
Sables coquilliers et amendements marins.....		Idem.	"	"	"	"	"	"	"
VALEUR TOTALE des produits de la pêche en mer.....			1,488,597		1,807,399		18,493,821		30,683,685
Saumons.....		Kilogr.	"	"	"	"	"	"	"
Esturgeons.....		Idem.	"	"	"	"	"	"	"
Aloses.....		Idem.	"	"	"	"	"	"	"
Anguilles.....		Idem.	"	"	"	"	"	"	"
Mulets et bars.....		Idem.	"	"	"	"	"	"	"
Éperlans.....		Idem.	"	"	"	"	"	"	"
Poissons divers.....		Idem.	1,200	2,400	"	"	"	"	"
Huitres.....	plates.....	Mille.	"	"	"	"	"	"	"
	portugaises.....	Idem.	"	"	"	"	"	"	"
Crustacés divers.....		Kilogr.	"	"	"	"	"	"	"
Mollusques divers.....		Hectol.	"	"	"	"	"	"	"
VALEUR TOTALE des produits de la pêche en étang et en rivière.....			2,400						
VALEUR TOTALE des produits de la pêche en bateau.....			1,490,997		1,807,399		18,493,821		30,683,685



DÉSIGNATION DRS GENRES DE PÊCHE.	UNITÉS de QUANTITÉ.	LE HAVRE.		AUTRES PORTS.		TOTAUX DE LA 1 <sup>re</sup> SECTION.		
		QUANTITÉS.	VALEUR.	QUANTITÉS.	VALEUR.	QUANTITÉS.	VALEUR.	
			francs.		francs.		francs.	
RÉGION DE LA MER DU NORD ET DE LA MANCHE. (Suite.)								
1 <sup>re</sup> SECTION. — Du quartier de Dunkerque au quartier de Rouen. (Suite.)								
Islande.....	Morue.....	Kilogr.	405,000	810,000	"	"	3,752,088	8,358,844
	Rogue.....	Idem.	"	"	"	"	21,482	13,641
	Huile.....	Litre.	"	"	"	"	5,470	5,470
Féroë et Dogger-Bank.	Morue.....	Kilogr.	"	"	"	"	123,513	222,323
	Rogue.....	Idem.	"	"	"	"	25,313	10,123
	Huile.....	Litre.	"	"	"	"	1,100	1,100
Terre-Neuve...	Morne.....	Kilogr.	1,291,505	4,716,020	"	"	12,740,345	26,586,395
	Rogue.....	Idem.	"	"	"	"	20,301	14,893
	Huile.....	Litre.	"	"	"	"	19,124	32,060
Poissons divers de la côte occidentale d'Afrique...		Kilogr.	"	"	"	"	"	"
Cabillauds.....		Idem.	"	"	44,911	105,664	937,943	2,185,452
Merlus ou Colins.....		Idem.	27,600	90,200	15,735	39,835	1,658,485	4,999,885
Turbots.....		Idem.	7,655	52,480	24,180	147,395	450,075	2,979,306
Barbues.....		Idem.	"	"	6,385	30,435	234,117	1,404,847
Carrelets ou Plies.....		Idem.	107,150	313,120	644,859	889,545	2,125,910	4,859,331
Soles.....		Idem.	12,095	111,040	85,164	553,800	507,621	4,222,364
Congres.....		Idem.	10,250	28,250	80,820	227,304	600,465	1,331,489
Raies.....		Idem.	117,125	276,880	137,114	246,914	3,053,923	5,920,481
Mulets et bars.....		Idem.	1,770	13,430	8,346	41,605	54,130	412,889
Harengs.....	salés.....	Idem.	"	"	"	"	9,065,649	7,807,426
	frais.....	Idem.	27,808	237,231	1,106,470	900,974	24,016,215	27,160,111
Maquereaux.....	salés.....	Idem.	"	"	"	"	708,785	1,408,426
	frais.....	Idem.	175,056	462,580	179,393	287,648	8,857,404	16,159,270
Merlans.....		Idem.	63,200	150,900	69,413	165,617	3,217,067	8,276,797
Sardines.....		Idem.	"	"	"	"	1,938	3,876
Sprats.....		Idem.	2,500	2,500	"	"	88,300	53,600
Anchois.....		Idem.	"	"	"	"	"	"
Thons.....	blancs ou germons.....	Idem.	9,156	39,932	"	"	15,882	71,073
	francs ou thons rouges.....	Idem.	"	"	"	"	51,550	108,100
Poissons divers.....		Kilogr.	187,890	237,362	481,710	971,337	11,662,591	26,360,467
Grevettes.....	grises ou roses.....	Idem.	"	"	76,602	236,455	168,936	569,516
	salicoques dites bouquet.....	Idem.	3,550	23,350	"	"	3,550	23,350
Homards.....		Idem.	960	6,880	4,566	30,946	11,213	85,106
Langoustes.....		Idem.	"	"	"	"	19,095	184,058
Langoustes de Mauritanie dites langoustes vertes.....		Idem.	"	"	"	"	6,254	46,905
Crabes pouparts ou tourteaux.....		Idem.	12,577	34,687	3,030	11,500	29,096	59,101
Crustacés divers.....		Idem.	24,515	45,465	2,880	5,624	28,695	53,839
Huitres plates.....		Mille.	597	82,530	"	"	634	92,480
Huitres portugaises.....		Idem.	"	"	"	"	"	"
Moules.....		Hectol.	"	"	"	"	"	"
Coquilles de Saint-Jacques.....		Nombre.	"	"	"	"	200,100	106,660
Pétoncles.....		Hectol.	"	"	"	"	41	830
Mollusques divers.....		Idem.	"	"	"	"	"	"
Oursins.....		Nombre.	"	"	"	"	"	"
Violetes.....		Idem.	"	"	"	"	"	"
Oiseaux de mer.....		Idem.	"	"	"	"	"	"
Vers pour appâts.....		Kilogr.	"	"	"	"	3,978	12,606
Corail.....		Idem.	"	"	"	"	"	"
Lichen.....		Idem.	"	"	"	"	"	"
Varech.....		M. cube.	"	"	"	"	"	"
Goémon de soude.....		Idem.	"	"	"	"	"	"
Pailleule.....		Idem.	"	"	"	"	"	"
Sables coquilliers et amendements marins.....		Idem.	"	"	"	"	"	"
VALEUR TOTALE des produits de la pêche en mer.....				7,734,837		4,892,598		152,204,490
Saumons.....		Kilogr.	"	"	80	1,090	80	1,090
Esturgeons.....		Idem.	"	"	"	"	"	"
Aloses.....		Idem.	"	"	3	40	3	40
Anguilles.....		Idem.	"	"	53,220	184,222	53,670	185,572
Mulets et bars.....		Idem.	"	"	3,935	21,730	3,935	21,730
Éperlans.....		Idem.	"	"	6,505	41,270	6,505	41,270
Poissons divers.....		Idem.	"	"	181,885	341,700	183,085	347,100
Huitres.....	plates.....	Mille.	"	"	"	"	"	"
	portugaises.....	Idem.	"	"	"	"	"	"
Crustacés divers.....		Kilogr.	"	"	"	"	"	"
Mollusques divers.....		Hectol.	"	"	"	"	"	"
VALEUR TOTALE des produits de la pêche en étang et en rivière.....				"		593,052		596,802
VALEUR TOTALE des produits de la pêche en bateau.....				7,734,837		5,485,650		152,801,292

DÉSIGNATION DES GENRES DE PÊCHE.	UNITÉS de QUANTITÉ.	HONFLEUR.		TROUVILLE.		PORT-EN-BESSIN.		GRANDCAMP- LES-BAINS.		SAINT-VAAST- LA-HOUGUE.		
		QUANTITÉS.	VALEUR.	QUANTITÉS.	VALEUR.	QUANTITÉS.	VALEUR.	QUANTITÉS.	VALEUR.	QUANTITÉS.	VALEUR.	
			francs.		francs.		francs.		francs.		francs.	
RÉGION DE LA MER DU NORD ET DE LA MANCHE. (Suite.)												
2 <sup>e</sup> SECTION. — Du quartier de Honfleur au quartier de Cancale.												
Islande.....	Morne.....	Kilogr.	"	"	"	"	"	"	"	"	"	
	Rogue.....	Idem.	"	"	"	"	"	"	"	"	"	
	Huile.....	Litre.	"	"	"	"	"	"	"	"	"	
Féroë et Dogger-Bank.	Morne.....	Kilogr.	"	"	"	"	"	"	"	"	"	
	Rogue.....	Idem.	"	"	"	"	"	"	"	"	"	
	Huile.....	Litre.	"	"	"	"	"	"	"	"	"	
Terre-Neuve.	Morne.....	Kilogr.	"	"	"	"	"	"	"	"	"	
	Rogue.....	Idem.	"	"	"	"	"	"	"	"	"	
	Huile.....	Litre.	"	"	"	"	"	"	"	"	"	
Poissons divers de la côte occidentale d'Afrique...		Kilogr.	"	"	"	"	"	"	"	"	"	
Cabillauds.....		Idem.	"	"	"	"	"	"	"	12,250	36,750	
Merlus ou Colins.....		Idem.	"	"	"	"	"	"	"	11,200	33,600	
Turbots.....		Idem.	5,156	12,689	16,826	130,795	39,401	206,073	39,900	176,525	3,710	25,970
Barbues.....		Idem.	"	"	"	"	42,088	228,329	11,400	53,150	5,950	47,600
Carrelets ou Plies.....		Idem.	189,744	217,777	147,567	318,425	115,725	341,194	67,700	215,850	47,800	143,400
Soles.....		Idem.	24,744	47,816	16,401	147,935	21,902	182,688	17,300	185,600	3,700	29,600
Congres.....		Idem.	"	"	"	"	8,375	19,100	19,850	48,400	10,800	43,200
Raies.....		Idem.	80,843	113,715	141,035	214,780	654,700	679,850	517,590	789,505	28,400	113,600
Mulets et Bars.....		Idem.	"	"	"	"	"	"	2,820	28,600	5,300	53,000
Harengs.....	salés.....	Idem.	"	"	"	"	"	"	"	"	"	"
	frais.....	Idem.	"	"	"	"	2,696	5,392	"	"	44,000	76,000
Maquereaux.....	salés.....	Idem.	"	"	8,000	24,000	"	"	"	"	"	"
	frais.....	Idem.	17,400	52,200	15,025	61,400	50,910	141,223	56,000	156,500	34,100	136,400
Merlans.....		Idem.	57,998	65,288	24,098	97,785	21,780	63,790	"	"	"	"
Sardines.....		Idem.	"	"	"	"	"	"	"	"	"	"
Sprats.....		Idem.	341,135	55,663	38,232	14,250	"	"	"	"	"	"
Anchois.....		Idem.	"	"	"	"	"	"	"	"	5,196	23,810
Thons.....	blancs ou germans.....	Idem.	"	"	"	"	"	"	"	"	"	"
	francs ou thons rouges.....	Idem.	"	"	"	"	"	"	"	"	"	"
Poissons divers.....		Kilogr.	140,048	127,743	334,829	386,149	723,976	849,220	148,467	318,404	118,850	356,550
Crevettes.....	grises ou roses.....	Idem.	166,007	170,651	8,433	76,455	677	5,416	2,500	15,000	1,400	14,000
	salicoques dites bouquet.....	Idem.	"	"	450	3,600	"	"	"	"	"	"
Homards.....		Idem.	"	"	"	"	420	3,770	3,280	28,060	13,295	106,360
Langoustes.....		Idem.	"	"	"	"	"	"	"	"	"	"
Langoustes de Mauritanie dites langoustes vertes...		Idem.	"	"	"	"	"	"	"	"	"	"
Crabes pouparts ou tourteaux.....		Idem.	"	"	"	"	"	"	"	"	"	"
Crustacés divers.....		Idem.	"	"	"	"	"	"	2,550	3,650	26,340	79,020
Huitres plates.....		Mille.	"	"	"	"	"	"	"	"	"	"
Huitres portugaises.....		Idem.	"	"	"	"	"	"	"	"	"	"
Moules.....		Hectol.	"	"	"	"	"	"	"	"	"	"
Coquilles de Saint-Jacques.....		Nombre.	"	"	"	"	"	"	"	"	6,300	3,910
Pétoncles.....		Hectol.	"	"	"	"	"	"	"	"	"	"
Mollusques divers.....		Idem.	"	"	"	"	"	"	"	"	"	"
Oursins.....		Nombre.	"	"	"	"	"	"	772	30,880	635	9,525
Violetes.....		Idem.	"	"	"	"	"	"	"	"	"	"
Oiseaux de mer.....		Idem.	"	"	"	"	"	"	"	"	222	2,098
Vers pour appâts.....		Kilogr.	"	"	"	"	"	"	"	"	"	"
Corail.....		Idem.	"	"	"	"	"	"	"	"	"	"
Lichen.....		Idem.	"	"	"	"	"	"	"	"	"	"
Varech.....		M. cube.	"	"	"	"	"	"	"	"	"	"
Goémon de soude.....		Idem.	"	"	"	"	"	"	"	"	"	"
Pailleule.....		Idem.	"	"	"	"	"	"	"	"	"	"
Sables coquilliers et amendements marins.....		Idem.	"	"	"	"	"	"	915	5,490	536	1,677
VALEUR TOTALE des produits de la pêche en mer.....			863,542		1,475,574		2,726,045		2,055,614		1,336,079	
Saumons.....		Kilogr.	"	"	"	"	"	"	"	"	159	2,583
Esturgeons.....		Idem.	"	"	"	"	"	"	"	"	"	"
Aloses.....		Idem.	"	"	"	"	"	"	"	"	"	"
Anguilles.....		Idem.	"	"	"	"	"	"	"	"	"	"
Mulets et Bars.....		Idem.	"	"	"	"	"	"	100	600	7,448	19,507
Éperlans.....		Idem.	"	"	"	"	"	"	965	9,650	480	3,635
Poissons divers.....		Idem.	"	"	"	"	"	"	"	"	"	"
Huitres.....	plates.....	Mille.	"	"	"	"	"	"	1,910	5,730	4,985	11,569
	portugaises.....	Idem.	"	"	"	"	"	"	"	"	"	"
Crustacés divers.....		Kilogr.	"	"	"	"	"	"	"	"	"	"
Mollusques divers.....		Hectol.	"	"	"	"	"	"	"	"	"	"
VALEUR TOTALE des produits de la pêche en étang et en rivière.....			"	"	"	"	"	"	15,980		37,294	
VALEUR TOTALE des produits de la pêche en bateau.....			863,542		1,475,574		2,726,045		2,071,594		1,373,373	



PÊCHE EN BATEAU. — 1922.

DÉSIGNATION DES GENRES DE PÊCHE.	UNITÉS de QUANTITÉ.	CHERBOURG.		GRANVILLE.		CANCALE.		AUTRES PORTS.		TOTAUX DE LA 2 <sup>e</sup> SECTION.	
		QUANTITÉS.	VALEUR.	QUANTITÉS.	VALEUR.	QUANTITÉS.	VALEUR.	QUANTITÉS.	VALEUR.	QUANTITÉS.	VALEUR.
			francs.		francs.		francs.		francs.		francs.
RÉGION DE LA MER DU NORD ET DE LA MANCHE. (Suite.)											
2 <sup>e</sup> SECTION. — Du quartier de Honfleur au quartier de Cancale. (Suite.)											
Islande.....	Morue.....	Kilogr.	"	"	"	"	"	"	"	"	"
	Rogue.....	Idem.	"	"	"	"	"	"	"	"	"
	Huile.....	Litre.	"	"	"	"	"	"	"	"	"
Féroë et Dogger-Bank.	Morue.....	Kilogr.	"	"	"	"	"	"	"	"	"
	Rogue.....	Idem.	"	"	"	"	"	"	"	"	"
	Huile.....	Litre.	"	"	"	"	"	"	"	"	"
Terre-Neuve...	Morue.....	Kilogr.	"	"	2,086,465	6,951,860	295,195	420,812	"	"	2,381,660 7,372,672
	Rogue.....	Idem.	"	"	800	1,600	"	"	"	"	800 1,600
	Huile.....	Litre.	"	"	700	500	"	"	"	"	700 500
Poissons divers de la côte occidentale d'Afrique...		Kilogr.	"	"	"	"	"	"	"	"	"
Cabillauds.....		Idem.	94,180	163,035	"	"	1,940	6,580	370	1,260	108,740 207,025
Merlus ou Colins.....		Idem.	16,500	41,250	"	"	5,417	18,206	20,198	64,546	53,315 157,602
Turbots.....		Idem.	22,640	119,835	2,125	10,625	3,877	22,371	11,563	64,492	145,198 769,375
Barbues.....		Idem.	5,980	29,655	"	"	5,845	23,300	1,725	13,497	70,988 395,531
Carrelets ou Plies.....		Idem.	99,360	221,625	11,180	33,540	55,470	177,200	111,606	274,208	846,152 1,913,219
Soles.....		Idem.	13,865	93,825	11,940	59,700	57,620	324,280	17,509	111,026	184,981 1,182,470
Congres.....		Idem.	57,210	126,405	39,675	79,350	35,440	86,320	75,914	214,767	247,264 617,512
Raies.....		Idem.	343,120	470,793	77,745	155,490	139,970	324,355	89,825	218,765	2,073,228 3,080,853
Mulets et Bars.....		Idem.	4,545	26,540	2,395	11,330	3,515	24,680	22,264	153,129	40,839 297,279
Harengs.....	salés.....	Idem.	"	"	"	"	"	"	"	"	"
	frais.....	Idem.	162,190	207,665	2,795	2,935	2,800	4,100	220,460	207,030	434,941 503,122
Maquereaux.....	salés.....	Idem.	"	"	"	"	"	"	"	"	8,000 24,000
	frais.....	Idem.	34,300	81,627	4,450	13,340	78,190	228,750	50,065	119,412	340,440 990,852
Merlans.....		Idem.	95,600	178,075	"	"	"	"	"	"	90 180
Sardines.....		Idem.	"	"	"	"	90	180	"	"	90 180
Sprats.....		Idem.	"	"	"	"	10,220	9,820	"	"	389,587 79,733
Anchois.....		Idem.	"	"	"	"	"	"	"	"	5,196 23,819
Thons.....	blancs ou germés.....	Idem.	"	"	"	"	"	"	"	"	"
	francs ou thons rouges.....	Idem.	"	"	"	"	"	"	"	"	"
Poissons divers.....		Idem.	834,195	1,253,990	113,995	113,995	95,960	97,120	516,427	979,664	3,026,741 4,482,835
Crevettes.....	grises ou roses.....	Kilogr.	2,290	27,480	"	"	6,260	10,100	7,112	24,535	194,679 343,637
	salicoques dites bouquet.....	Idem.	"	"	1,260	12,600	2,960	19,110	2,730	32,780	7,400 68,090
Homards.....		Idem.	"	"	3,905	37,525	2,460	17,710	22,379	151,490	45,739 344,915
Langoustes.....		Idem.	"	"	"	"	"	"	4,090	29,120	4,090 29,120
Langoustes de Mauritanie dites langoustes vertes.....		Idem.	"	"	"	"	"	"	"	"	"
Crabes pouparts ou tourteaux.....		Idem.	1,000	2,000	19,460	19,460	8,080	16,190	47,617	77,460	105,047 197,780
Crustacés divers.....		Idem.	34,900	52,350	4,115	4,115	8,640	8,740	16,881	29,200	64,536 94,405
Huitres plates.....		Mille.	"	"	876	118,920	6,027	602,700	355	33,790	7,258 755,410
Huitres portugaises.....		Idem.	"	"	"	"	"	"	"	"	"
Moules.....		Hectol.	"	"	"	"	3	30	206	1,236	209 1,266
Coquilles de Saint-Jacques.....		Nombre.	"	"	"	"	600	1,050	"	"	6,900 4,960
Pétoncles.....		Hectol.	"	"	"	"	258	3,320	114	11,400	372 14,720
Mollusques divers.....		Idem.	1,030	25,240	32	1,330	878	17,561	549	20,535	3,896 105,071
Oursins.....		Nombre.	"	"	"	"	"	"	"	"	"
Violettes.....		Idem.	"	"	"	"	1,546	1,840	"	"	1,546 1,840
Oiseaux de mer.....		Idem.	"	"	"	"	"	"	2,160	7,698	2,382 9,796
Vers pour apprêts.....		Kilogr.	"	"	"	"	"	"	"	"	"
Corail.....		Idem.	"	"	"	"	"	"	"	"	"
Lichen.....		Idem.	"	"	"	"	"	16,000	7,850	16,000 7,850	
Varech.....		M. cube.	"	"	"	"	3,700	54,000	3,265	23,000	6,965 77,000
Goémon de soude.....		Idem.	"	"	"	"	100	2,000	300	900	400 2,900
Pailleule.....		Idem.	"	"	"	"	"	"	11,000	110,000	11,000 110,000
Sables coquilliers et amendements marins.....		Idem.	"	"	"	"	"	"	882	2,778	2,333 9,945
VALEUR TOTALE des produits de la pêche en mer.....			3,121,390		7,628,215		2,578,095		2,987,885		24,772,439
Saumons.....		Kilogr.	"	"	"	"	"	980	19,600	1,139	22,183
Esturgeons.....		Idem.	"	"	"	"	"	"	"	"	"
Aloses.....		Idem.	"	"	"	"	"	"	"	"	"
Anguilles.....		Idem.	"	"	"	"	"	7,319	23,673	14,867	43,780
Mulets et Bars.....		Idem.	"	"	"	"	"	5,698	32,158	7,143	45,443
Éperlans.....		Idem.	"	"	"	"	"	15,520	46,500	15,520	46,560
Poissons divers.....		Idem.	"	"	"	"	"	15,117	31,088	32,012	48,387
Huitres.....	plates.....	Mille.	"	"	"	"	"	"	"	"	"
	portugaises.....	Idem.	"	"	"	"	"	"	"	"	"
Crustacés divers.....		Kilogr.	"	"	"	"	"	4,470	14,060	4,470	14,060
Mollusques divers.....		Hectol.	"	"	"	"	"	"	"	"	"
VALEUR TOTALE des produits de la pêche en étang et en rivière.....			"	"	"	"	"	"	167,139	"	220,413
VALEUR TOTALE des produits de la pêche en bateau.....			3,121,390		7,628,215		2,578,095		3,155,024		24,992,852

PÊCHE EN BATEAU. — 1922.

DÉSIGNATION DES GENRES DE PÊCHE.	UNITÉS de QUANTITÉ.	SAINT-MALO.		BINIC.		PAIMPOL.		ROSCOFF.		
		QUANTITÉS.	VALEUR.	QUANTITÉS.	VALEUR.	QUANTITÉS.	VALEUR.	QUANTITÉS.	VALEUR.	
			francs.		francs.		francs.		francs.	
RÉGION DE LA MER DU NORD ET DE LA MANCHE. (Suite.)										
3 <sup>e</sup> SECTION — Du quartier de Saint-Malo au quartier du Conquet.										
Islande.....	Morue.....	Kilogr.	242,200	484,400	"	"	806,864	1,366,948	"	"
	Rogue.....	Idem.	"	"	"	"	36,907	36,328	"	"
	Huile.....	Litre.	"	"	"	"	29,150	15,731	"	"
Féroë et Dogger-Bank.	Morue.....	Kilogr.	"	"	"	"	"	"	"	"
	Rogue.....	Idem.	"	"	"	"	"	"	"	"
	Huile.....	Litre.	"	"	"	"	"	"	"	"
Terre-Neuve...	Morue.....	Kilogr.	11,378,726	31,250,713	"	"	1,336,396	1,794,850	"	"
	Rogue.....	Idem.	"	"	"	"	4,095	3,071	"	"
	Huile.....	Litre.	"	"	"	"	3,080	2,735	"	"
Poissons divers de la côte occidentale d'Afrique...		Kilogr.	"	"	"	"	"	"	"	"
Cabillauds.....		Idem.	"	"	"	"	"	"	"	"
Merlus ou Colins.....		Idem.	"	"	2,165	12,675	"	"	"	"
Turbots.....		Idem.	"	"	35	280	"	"	5,850	35,100
Barbues.....		Idem.	"	"	"	"	"	"	"	"
Carrelets ou Plies.....		Idem.	7,650	45,900	1,650	11,150	"	"	12,350	37,050
Soles.....		Idem.	3,500	21,000	327	2,696	1,140	10,295	6,400	38,400
Congres.....		Idem.	600	2,400	2,720	9,990	11,150	33,360	36,700	79,400
Ruies.....		Idem.	"	"	2,375	8,185	9,000	11,625	35,800	71,000
Mulets et Bars.....		Idem.	4,040	32,320	"	"	2,800	5,600	26,200	131,000
Harengs.....	salés.....	Idem.	"	"	"	"	1,535	15,350	"	"
	frais.....	Idem.	"	"	18,650	55,950	"	"	"	"
Maquereaux.....	salés.....	Idem.	"	"	"	"	"	"	"	"
	frais.....	Idem.	8,200	33,000	29,030	84,450	2,855	11,420	5,000	15,000
Merlans.....		Idem.	"	"	"	"	"	"	"	"
Sardines.....		Idem.	"	"	"	"	"	"	19,000	47,500
Sprats.....		Idem.	"	"	"	"	"	"	"	"
Anchois.....		Idem.	"	"	"	"	"	"	"	"
Thons.....	blancs ou germons.....	Idem.	"	"	"	"	15,812	68,422	"	"
	francs ou thons rouges.....	Idem.	"	"	"	"	"	"	"	"
Poissons divers.....		Kilogr.	9,900	39,600	2,735	8,205	35,530	90,351	89,700	179,150
Crevettes.....	grises ou roses.....	Idem.	"	"	"	"	2,080	8,320	"	"
	salicoques dites bouquet.....	Idem.	"	"	383	3,288	"	"	"	"
Homards.....		Idem.	2,490	24,900	206	1,752	20,330	134,585	16,240	65,915
Langoustes.....		Idem.	"	"	"	"	44,425	431,310	37,050	303,350
Langoustes de Mauritanie dites langoustes vertes...		Idem.	"	"	"	"	"	"	"	"
Crabes pouparts ou tourteaux.....		Idem.	"	"	425	850	25,750	90,425	6,120	12,240
Crustacés divers.....		Idem.	"	"	900	1,280	67,489	201,489	"	"
Huitres plates.....		Mille.	"	"	"	"	"	"	"	"
Huitres portugaises.....		Idem.	"	"	"	"	"	"	"	"
Moules.....		Hectol.	"	"	"	"	"	"	"	"
Coquilles de Saint-Jacques.....		Nombre.	"	"	100	35	"	"	"	"
Pétoncles.....		Hectol.	"	"	"	"	"	"	"	"
Mollusques divers.....		Idem.	"	"	33	330	10	250	"	"
Oursins.....		Nombre.	"	"	"	"	"	"	"	"
Violetes.....		Idem.	"	"	"	"	"	"	"	"
Oiseaux de mer.....		Idem.	"	"	"	"	"	"	"	"
Vers pour appâts.....		Kilogr.	"	"	"	"	880	2,270	"	"
Corail.....		Idem.	"	"	"	"	"	"	"	"
Lichen.....		Idem.	"	"	"	"	"	"	16,400	4,920
Varech.....		M. cube.	710	3,550	"	"	"	"	20,100	201,000
Goémon de soude.....		Idem.	"	"	"	"	11,435	119,730	38,000	350,000
Pailleule.....		Idem.	"	"	"	"	"	"	"	"
Sables coquilliers et amendements marins.....		Idem.	"	"	"	"	6,190	75,120	6,600	33,000
VALEUR TOTALE des produits de la pêche en mer.....				31,937,783		201,116		4,537,585		1,634,025
Saumons.....		Kilogr.	"	"	"	"	"	"	"	"
Esturgeons.....		Idem.	"	"	"	"	"	"	"	"
Aloses.....		Idem.	"	"	"	"	"	"	"	"
Anguilles.....		Idem.	"	"	"	"	"	"	"	"
Mulets et Bars.....		Idem.	"	"	"	"	2,010	10,285	"	"
Éperlans.....		Idem.	"	"	"	"	"	"	"	"
Poissons divers.....		Idem.	"	"	"	"	7,790	18,900	"	"
Huitres.....	plates.....	Mille.	"	"	"	"	253	17,100	"	"
	portugaises.....	Idem.	"	"	"	"	"	"	"	"
Crustacés divers.....		Kilogr.	"	"	"	"	"	"	"	"
Mollusques divers.....		Hectol.	"	"	"	"	"	"	"	"
VALEUR TOTALE des produits de la pêche en étang et en rivière.....								46,285		
VALEUR TOTALE des produits de la pêche en bateau.....				31,937,783		201,116		4,583,870		1,634,025



DÉSIGNATION DES GENRES DE PÊCHE.	UNITÉS de QUANTITÉ.	AUTRES PORTS.		TOTAUX DE LA 3 <sup>e</sup> SECTION.		TOTAUX DE LA RÉGION DE LA MER DU NORD ET DE LA MANCHE.			
		QUANTITÉS.	VALEUR.	QUANTITÉS.	VALEUR.	QUANTITÉS.	VALEUR.		
			francs.		francs.		francs.		
RÉGION DE LA MER DU NORD ET DE LA MANCHE. (Suite et fin.)									
3 <sup>e</sup> SECTION — Du quartier de Saint-Malo au quartier du Conquet. (Fin.)									
Islande.....	{	Morue.....	Kilogr.	357,500	715,000	1,406,564	2,566,348	5,158,652	10,925,192
		Rogue.....	Idem.	"	"	36,907	36,328	58,389	49,969
		Huile.....	Litre.	"	"	29,150	15,731	34,020	21,201
Féroë et Dogger-Bank.	{	Morue.....	Kilogr.	"	"	"	"	123,513	222,323
		Rogue.....	Idem.	"	"	"	"	25,313	10,123
		Huile.....	Litre.	"	"	"	"	1,100	1,100
Terre-Neuve....	{	Morue.....	Kilogr.	7,232,144	19,362,829	19,947,266	52,408,392	35,069,271	86,367,459
		Rogue.....	Idem.	"	"	4,095	3,071	25,196	19,564
		Huile.....	Litre.	"	"	3,080	2,735	22,904	35,295
Poissons divers de la côte occidentale d'Afrique....			Kilogr.	"	"	"	"	"	"
Cabillauds.....			Idem.	"	"	"	"	1,046,683	2,393,077
Merlus ou Colins.....			Idem.	12,299	36,094	14,464	48,769	1,726,264	5,206,256
Turbots.....			Idem.	9,828	54,674	15,713	90,054	610,986	3,838,735
Barbus.....			Idem.	3,801	20,979	3,801	20,979	308,906	1,821,357
Carrelets ou Plies.....			Idem.	39,860	158,138	55,510	252,238	3,027,602	7,054,788
Soles.....			Idem.	25,552	170,781	36,899	243,172	729,402	5,648,006
Congres.....			Idem.	150,281	292,310	201,451	417,460	852,360	2,366,491
Baies.....			Idem.	254,718	492,664	301,893	583,474	5,429,049	9,584,808
Mulets et Bars.....			Idem.	33,308	184,479	66,348	353,399	161,317	1,063,567
Harengs.....	{	salés.....	Idem.	"	"	1,535	15,350	9,067,184	7,822,776
		fraîs.....	Idem.	26,417	59,592	45,067	115,512	24,496,223	27,778,775
Maquereaux.....	{	salés.....	Idem.	"	"	"	"	716,785	1,432,426
		fraîs.....	Idem.	344,874	994,622	389,959	1,138,492	9,587,803	18,288,614
Merlans.....			Idem.	96,545	200,617	96,545	200,617	3,541,226	8,910,330
Sardines.....			Idem.	74,542	78,815	93,512	126,315	95,570	130,371
Sprats.....			Idem.	150	300	150	300	478,037	133,633
Anchois.....			Idem.	"	"	"	"	"	"
Thons.....	{	blancs ou germans.....	Idem.	3,912	18,004	19,724	86,426	40,802	181,318
		francs ou thons rouges.....	Idem.	"	"	"	"	51,550	108,100
Poissons divers.....			Kilogr.	424,242	905,086	562,107	1,222,392	15,251,439	32,065,694
Crevettes.....	{	grises ou roses.....	Idem.	1,995	10,970	4,075	19,290	367,690	932,443
		salicoques dites bouquet.....	Idem.	3,927	24,852	4,310	28,140	15,260	119,580
Homards.....			Idem.	150,607	1,021,942	189,873	1,249,094	246,825	1,679,115
Langoustes.....			Idem.	165,003	1,488,586	246,478	2,223,246	269,663	2,436,424
Langoustes de Mauritanie dites langoustes vertes.....			Idem.	"	"	"	"	6,254	46,905
Crabes ponparts ou tourteaux.....			Idem.	107,648	274,278	139,943	385,793	274,086	642,674
Crustacés divers.....			Idem.	155,835	365,157	221,224	567,926	317,455	716,170
Huitres plates.....			Mille.	"	"	"	"	7,892	847,890
Huitres portugaises.....			Idem.	"	"	"	"	"	"
Moules.....			Hectol.	2,620	18,732	2,620	18,732	2,829	19,998
Coquilles de Saint-Jacques.....			Nombre.	48,250	14,115	48,350	14,150	255,350	125,770
Pétoncles.....			Hectol.	"	"	"	"	413	15,550
Mollusques divers.....			Idem.	1,999	55,656	2,042	56,236	5,938	161,307
Oursins.....			Nombre.	16,000	810	16,000	810	16,000	810
Violetes.....			Idem.	"	"	"	"	1,546	1,840
Oiseaux de mer.....			Idem.	"	"	"	"	2,382	9,796
Vers pour appâts.....			Kilogr.	1,605	2,815	2,485	5,085	6,463	17,691
Corail.....			Idem.	"	"	"	"	"	"
Lichen.....			Idem.	18,800	7,890	35,200	12,810	51,200	20,660
Varech.....			M. cube.	108,841	1,149,796	129,654	1,351,346	136,619	1,431,346
Goémon de soude.....			Idem.	133,325	1,472,458	182,760	1,972,188	183,160	1,975,088
Pailleule.....			Idem.	3,510	20,360	3,510	20,360	14,510	130,360
Sables coquilliers et amendements marins.....			Idem.	29,589	289,547	42,379	397,667	44,712	407,612
VALEUR TOTALE des produits de la pêche en mer.....					29,962,948		68,273,457		245,250,386
Saumons.....			Kilogr.	1,094	23,400	1,094	23,400	2,313	46,673
Esturgeons.....			Idem.	"	"	"	"	"	"
Aloses.....			Idem.	"	"	"	"	3	40
Anguilles.....			Idem.	9,840	42,190	9,840	42,190	78,377	271,542
Mulets et Bars.....			Idem.	15,003	94,115	17,013	104,400	28,091	171,573
Éperlans.....			Idem.	150	450	150	450	22,235	88,280
Poissons divers.....			Idem.	27,305	110,455	35,095	129,355	250,192	521,812
Huitres.....	{	plates.....	Mille.	606	44,140	859	61,240	859	61,240
		portugaises.....	Idem.	"	"	"	"	"	"
Crustacés divers.....			Kilogr.	2,950	5,910	2,950	5,910	7,420	19,970
Mollusques divers.....			Hectol.	510	7,322	510	7,322	510	7,322
VALEUR TOTALE des produits de la pêche en étang et en rivière.....					327,982		374,267		1,191,482
VALEUR TOTALE des produits de la pêche en bateau.....					30,290,930		68,647,724		246,441,868



DÉSIGNATION DES GENRES DE PÊCHE.	UNITÉS de QUANTITÉ.	CAMARET.		DOUARNENEZ.		AUDIERNE.		PENMARCH.	
		QUANTITÉS.	VALEUR. francs.	QUANTITÉS.	VALEUR. francs.	QUANTITÉS.	VALEUR. francs.	QUANTITÉS.	VALEUR. francs.
RÉGION DE L'OcéAN.									
1 <sup>re</sup> SECTION. — Du quartier de Brest au quartier de Noirmoutier.									
Islande.....	{ Morue.....	Kilogr.	"	"	"	"	"	"	"
	{ Rogue.....	Idem.	"	"	"	"	"	"	"
	{ Huile.....	Litre.	"	"	"	"	"	"	"
Féroë et Dogger-Bank.	{ Morue.....	Kilogr.	"	"	"	"	"	"	"
	{ Rogue.....	Idem.	"	"	"	"	"	"	"
	{ Huile.....	Litre.	"	"	"	"	"	"	"
Terre-Neuve...	{ Morue.....	Kilogr.	"	"	"	"	"	"	"
	{ Rogue.....	Idem.	"	"	"	"	"	"	"
	{ Huile.....	Litre.	"	"	"	"	"	"	"
Poissons divers de la côte occidentale d'Afrique...		Kilogr.	"	"	"	"	"	"	"
Cabillauds.....		Idem.	"	"	"	"	"	"	"
Merlus ou Colins.....		Idem.	"	"	"	"	"	"	"
Turbots.....		Idem.	"	948	5,617	"	"	"	"
Barbues.....		Idem.	"	50	250	"	"	"	"
Carrelets ou Plies.....		Idem.	"	3,075	7,485	2,607	12,728	"	"
Soles.....		Idem.	"	795	6,330	1,022	11,964	"	"
Congres.....		Idem.	18,300	47,650	2,800	5,755	26,571	46,004	5,911 7,936
Raies.....		Idem.	43,800	66,000	139,295	188,020	62,555	116,990	38,550 44,235
Mulets et Bars.....		Idem.	22,000	105,000	5,210	17,950	13,110	80,800	3,142 21,845
Harengs.....	{ salés.....	Idem.	"	"	"	"	"	"	"
	{ frais.....	Idem.	"	8,890	20,140	1,500	1,500	"	"
Maquereaux...	{ salés.....	Idem.	"	"	"	"	"	"	"
	{ frais.....	Idem.	77,000	231,000	1,319,432	2,324,929	134,940	254,519	252,830 579,040
Merlans.....		Idem.	"	"	26,090	47,285	63,262	150,789	3,210 3,210
Sardines.....		Idem.	45,300	97,450	2,620,680	3,888,715	1,068,833	2,202,433	655,699 926,504
Sprats.....		Idem.	"	"	366,500	144,600	"	"	"
Anchois.....		Idem.	"	"	"	"	360	540	6,100 3,950
Thons.....	{ blancs ou germons.....	Idem.	"	"	188,973	848,276	10,921	50,758	"
	{ francs ou thons rouges.....	Idem.	19,040	27,645	"	"	"	"	"
Poissons divers.....		Kilogr.	74,000	183,500	63,445	78,455	251,387	647,745	38,911 41,561
Crevettes.....	{ grises ou roses.....	Idem.	"	"	"	"	"	75	450
	{ salicoques dites bouquet.....	Idem.	"	"	"	"	"	"	"
Homards.....		Idem.	77,200	515,840	5,921	30,705	177,760	787,165	1,111 7,680
Langoustes.....		Idem.	185,000	1,755,500	12,702	133,931	192,428	1,774,459	3,400 34,000
Langoustes de Mauritanie dites langoustes vertes...		Idem.	10,800	77,120	191,600	1,285,460	"	"	"
Crabes pouparts ou tourteaux.....		Idem.	2,500	4,250	1,640	1,490	169,100	93,774	25,730 14,865
Crustacés divers.....		Idem.	"	"	850	887	"	"	42,230 42,230
Huitres plates.....		Mille.	"	"	"	"	"	"	"
Huitres portugaises.....		Idem.	"	"	"	"	"	"	"
Moules.....		Hectol.	"	"	"	"	"	"	"
Coquilles de Saint-Jacques.....		Nombre.	16,000	9,600	15,425	11,432	"	"	"
Pétoncles.....		Hectol.	700	18,600	500	12,600	"	"	"
Mollusques divers.....		Idem.	"	"	"	"	"	"	"
Oursins.....		Nombre	"	"	"	"	"	"	"
Violets.....		Idem.	"	"	"	"	"	"	"
Oiseaux de mer.....		Idem.	"	"	"	"	"	"	"
Vers pour appâts.....		Kilogr.	"	"	"	"	"	"	"
Corail.....		Idem.	"	"	"	"	"	"	"
Lichen.....		Idem.	"	"	"	"	"	"	"
Varech.....		M. cube.	"	"	"	"	"	9,672	42,598
Goémon de soude.....		Idem.	"	"	"	"	"	11,005	55,590
Pailleule.....		Idem.	"	"	"	"	"	"	"
Sables coquilliers et amendements marins.....		Idem.	"	"	"	"	"	"	"
VALEUR TOTALE des produits de la pêche en mer.....				3,139,155		9,060,312		6,232,138	1,824,794
Saumons.....		Kilogr.	"	"	"	"	"	"	"
Esturgeons.....		Idem.	"	"	"	"	"	"	"
Aloses.....		Idem.	"	"	"	"	"	"	"
Anguilles.....		Idem.	"	"	"	"	"	"	"
Mulets et Bars.....		Idem.	"	"	"	"	"	"	"
Éperlans.....		Idem.	"	"	"	"	"	"	"
Poissons divers.....		Idem.	"	"	"	"	"	"	"
Huitres.....	{ plates.....	Mille.	"	"	"	"	"	"	"
	{ portugaises.....	Idem.	"	"	"	"	"	"	"
Crustacés divers.....		Kilogr.	"	"	"	"	"	"	"
Mollusques divers.....		Hectol.	"	"	"	"	"	"	"
VALEUR TOTALS des produits de la pêche en étang et en rivières.....				"		"		"	"
VALEUR TOTALE des produits de la pêche en bateau.....				3,139,155		9,060,312		6,232,138	1,824,794



DÉSIGNATION DES GENRES DE PÊCHE.	UNITÉS de QUANTITÉ.	GUILVINEC.		CONCARNEAU.		LORIENT.		PORT-LOUIS.	
		QUANTITÉS.	VALEUR.	QUANTITÉS.	VALEUR.	QUANTITÉS.	VALEUR.	QUANTITÉS.	VALEUR.
			francs.		francs.		francs.		francs.
RÉGION DE L'Océan. (Suite.)									
1 <sup>re</sup> SECTION. — Du quartier de Brest au quartier de Noirmoutier. (Suite.)									
Islande.....	{ Morue.....	Kilogr.	"	"	"	"	"	"	"
	{ Rogue.....	Idem.	"	"	"	"	"	"	"
	{ Huile.....	Litre.	"	"	"	"	"	"	"
Féroë et ogger-Bank.	{ Morue.....	Kilogr.	"	"	"	"	"	"	"
	{ Rogue.....	Idem.	"	"	"	"	"	"	"
	{ Huile.....	Litre.	"	"	"	"	"	"	"
Terre-Neuve...	{ Morue.....	Kilogr.	"	"	"	247,500	438,075	"	"
	{ Rogue.....	Idem.	"	"	"	"	"	"	"
	{ Huile.....	Litre.	"	"	"	"	"	"	"
Poissons divers de la côte occidentale d'Afrique...		Kilogr.	"	"	"	"	"	"	"
Cabillauds.....		Idem.	"	"	"	"	"	"	"
Merlus ou Colins.....		Idem.	"	"	"	5,463,100	13,621,000	"	"
Turbots.....		Idem.	"	"	1,486	11,523	8,775	69,200	3,110
Barbues.....		Idem.	"	"	1,140	8,894	1,560	11,380	2,980
Carrelets ou Plies.....		Idem.	"	"	9,220	45,476	92,526	236,387	21,300
Soles.....		Idem.	20	200	11,940	115,163	82,212	695,130	186,370
Congres.....		Idem.	9,830	17,795	65,336	130,403	22,900	63,100	12,700
Raies.....		Idem.	555,100	572,150	70,233	128,620	1,771,519	2,015,762	425,065
Mulets et Bars.....		Idem.	60	600	8,534	81,604	300	2,000	2,445
Harengs.....	{ salés.....	Idem.	"	"	"	"	"	"	"
	{ frais.....	Idem.	409,298	150,828	13,489	17,043	31,292	37,758	5,530
Maquereaux.....	{ salés.....	Idem.	"	"	"	"	"	"	"
	{ frais.....	Idem.	746,412	1,160,092	60,850	159,624	15,100	27,500	126,000
Merlans.....		Idem.	16,587	35,520	95,700	240,074	16,150	46,825	352,600
Sardines.....		Idem.	577,693	799,316	2,610,091	3,367,586	220,733	255,116	525,924
Sprats.....		Idem.	"	"	10,240	5,120	"	"	"
Anchois.....		Idem.	"	"	"	"	"	"	"
Thons.....	{ blancs ou germans.....	Idem.	"	"	399,205	1,927,765	135,920	638,339	45,560
	{ francs ou thons rouges.....	Idem.	"	"	"	"	"	"	"
Poissons divers.....		Kilogr.	172,404	241,150	135,927	365,701	5,499,063	9,761,206	601,605
Crevettes.....	{ grises ou roses.....	Idem.	"	"	11,889	123,079	"	"	"
	{ salicoques dites bouquet.....	Idem.	2,034	23,723	"	"	560	9,230	600
Homards.....		Idem.	46,618	229,912	53,719	304,448	16,920	123,420	4,970
Langoustes.....		Idem.	112,534	1,007,126	10,703	112,316	25,240	230,170	"
Langoustes de Mauritanie dites langoustes vertes.....		Idem.	16,400	98,000	32,753	246,004	"	"	"
Crabes poulards ou tourteaux.....		Idem.	43,578	21,930	123,580	83,556	19,150	18,945	53,272
Crustacés divers.....		Idem.	800	1,900	52,863	96,592	67,300	117,490	325,410
Huitres plates.....		Mille.	"	"	"	"	"	"	"
Huitres portugaises.....		Idem.	"	"	"	"	"	"	"
Moules.....		Hectol.	"	"	54	3,020	"	"	"
Coquilles de Saint-Jacques.....		Nombre.	"	"	5,300	3,930	"	"	"
Pétoncles.....		Hectol.	"	"	"	"	"	"	"
Mollusques divers.....		Idem.	"	"	38	2,794	"	"	"
Oursins.....		Nombre	"	"	"	"	"	"	"
Violetes.....		Idem.	"	"	"	"	"	"	"
Oiseaux de mer.....		Idem.	"	"	"	"	"	"	"
Vers pour appâts.....		Kilogr.	"	"	"	"	"	"	"
Corail.....		Idem.	"	"	"	"	"	"	"
Lichen.....		Idem.	"	"	"	"	"	"	"
Vers.....		M. cube.	"	"	"	"	"	"	"
Goémon de soude.....		Idem.	"	"	"	"	"	"	"
Pailleule.....		Idem.	"	"	"	"	"	"	"
Sables coquilliers et amendements marins.....		Idem.	"	"	7,000	85,320	"	"	"
VALEUR TOTALE des produits de la pêche en mer.....				4,360,242		7,665,685		28,418,033	
Saumons.....		Kilogr.	"	"	130	1,900	560	10,610	"
Esturgeons.....		Idem.	"	"	"	"	"	"	"
Aloses.....		Idem.	"	"	"	"	"	"	"
Anguilles.....		Idem.	"	"	1,140	3,367	2,750	12,100	"
Mulets et Bars.....		Idem.	"	"	697	6,649	"	"	"
Éperlans.....		Idem.	"	"	"	"	"	"	"
Poissons divers.....		Idem.	"	"	1,324	3,700	"	"	"
Huitres.....	{ plates.....	Mille.	"	"	"	"	56	9,240	"
	{ portugaises.....	Idem.	"	"	"	"	"	"	"
Crustacés divers.....		Kilogr.	"	"	"	"	"	"	"
Mollusques divers.....		Hectol.	"	"	"	"	"	"	"
VALEUR TOTALE des produits de la pêche en étang et en rivière.....				"		15,616		31,950	
VALEUR TOTALE des produits de la pêche en bateau.....				4,360,242		7,681,301		28,449,983	

140

141

DÉSIGNATION DES GENRES DE PÊCHE.	UNITÉS de QUANTITÉ.	GROIX.		ÉTEL.		AURAY.		LA TURBALLE.	
		QUANTITÉS.	VALEUR.	QUANTITÉS.	VALEUR.	QUANTITÉS.	VALEUR.	QUANTITÉS.	VALEUR.
			francs.		francs.		francs.		francs.
RÉGION DE L'OcéAN. (Suite.)									
1 <sup>re</sup> SECTION. — Du quartier de Brest au quartier de Noirmoutier. (Suite.)									
Islande.....	{ Morue.....	Kilogr.	"	"	"	"	"	"	"
	{ Rogue.....	Idem.	"	"	"	"	"	"	"
	{ Huile.....	Litre.	"	"	"	"	"	"	"
Feroë et Dogger-Bank.	{ Morue.....	Kilogr.	"	"	"	"	"	"	"
	{ Rogue.....	Idem.	"	"	"	"	"	"	"
	{ Huile.....	Litre.	"	"	"	"	"	"	"
Terre-Neuve ..	{ Morue.....	Kilogr.	"	"	"	"	"	"	"
	{ Rogue.....	Idem.	"	"	"	"	"	"	"
	{ Huile.....	Litre.	"	"	"	"	"	"	"
Poissons divers de la côte occidentale d'Afrique....		Kilogr.	"	"	"	"	"	"	"
Cabillauds.....		Idem.	"	"	"	"	"	"	"
Merlus ou Colins.....		Idem.	"	"	"	"	"	"	"
Turbots.....		Idem.	"	"	"	4	12	"	"
Barbues.....		Idem.	"	"	"	"	"	"	"
Carrelets ou Plies.....		Idem.	400	1,100	16,970	57,443	17,420	60,635	19,831
Soles.....		Idem.	38,387	348,518	89,739	854,046	33,483	330,631	17,107
Congres.....		Idem.	1,835	162,459	4,655	10,168	2,000	5,750	"
Raies.....		Idem.	82,855	3,508	169,930	324,721	35,958	71,116	19,831
Mulets et Bars.....		Idem.	"	"	3,712	22,896	2,535	15,560	"
Harengs.....	{ salés.....	Idem.	"	"	"	"	"	"	"
	{ frais.....	Idem.	"	"	16,960	7,975	"	"	8,239
Maquereaux.....	{ salés.....	Idem.	"	"	"	"	"	"	"
	{ frais.....	Idem.	2,150	4,210	6,355	13,007	3,250	8,140	17,440
Merlans.....		Idem.	2,270	4,787	21,150	37,143	10,590	22,265	75,061
Sardines.....		Idem.	"	"	474,783	615,236	360	565	807,175
Sprats.....		Idem.	"	"	"	"	"	"	"
Anchois.....		Idem.	"	"	"	"	"	"	"
Thons.....	{ blancs ou germons.....	Idem.	2,039,162	9,276,887	714,706	3,379,472	"	"	"
	{ francs ou thons rouges.....	Idem.	"	"	"	"	"	"	"

— 142 —

Poissons divers.....	Kilogr.	146,416	186,411	261,650	385,315	51,407	154,801	39,843	71,855
Crevettes.....	{ grises ou roses.....	Idem.	"	"	"	805	6,510	2,984	17,880
	{ salicoques dites bouquet.....	Idem.	100	1,130	"	"	"	"	"
Homards.....		Idem.	530	2,885	1,220	10,499	2,270	16,550	290
Langoustes.....		Idem.	325	2,980	"	"	"	"	"
Langoustes de Mauritanie dites langoustes vertes..		Idem.	"	"	"	"	"	"	"
Crabes pouparts ou tourteaux.....		Idem.	10,711	10,727	21,520	20,110	13,275	11,655	"
Crustacés divers.....		Idem.	15,990	16,594	30,408	29,398	8,950	9,705	119,104
Huitres plates.....	Mille.	"	"	21	2,100	15	1,875	"	"
Huitres portugaises.....		Idem.	"	"	"	"	"	"	"
Moules.....	Hectol.	"	"	"	"	"	"	"	"
Coquilles de Saint-Jacques.....	Nombre.	"	"	1,650	930	5,850	3,770	10,600	3,400
Pétoncles.....	Hectol.	"	"	"	"	"	"	"	"
Mollusques divers.....	Idem.	"	"	"	"	100	250	"	"
Oursins.....	Nombre.	"	"	"	"	"	"	"	"
Violetes.....	Idem.	"	"	"	"	"	"	"	"
Oiseaux de mer.....	Idem.	"	"	"	"	"	"	"	"
Vers pour appâts.....	Kilogr.	"	"	"	"	"	"	"	"
Corail.....	Idem.	"	"	"	"	"	"	"	"
Lichen.....	Idem.	"	"	"	"	"	"	"	"
Varech.....	M. cube.	"	"	"	"	"	"	"	"
Goémon de soude.....	Idem.	"	"	"	"	"	"	"	"
Pailleule.....	Idem.	"	"	"	"	"	"	"	"
Sables coquilliers et amendements marins.....	Idem.	"	"	"	"	"	"	"	"
VALEUR TOTALE des produits de la pêche en mer.....			10,022,196		5,770,489		719,820		1,612,914
Saumons.....	Kilogr.	"	"	"	"	"	"	"	"
Esturgeons.....	Idem.	"	"	"	"	"	"	"	"
Aloses.....	Idem.	"	"	"	"	"	"	"	"
Anguilles.....	Idem.	"	"	680	3,564	1,350	8,805	"	"
Mulets et Bars.....	Idem.	"	"	2,140	23,060	205	1,735	"	"
Éperlans.....	Idem.	"	"	"	"	"	"	"	"
Poissons divers.....	Idem.	"	"	4,032	5,215	3,000	16,580	"	"
Huitres.....	{ plates.....	Mille.	"	4	416	636	63,600	"	"
	{ portugaises.....	Idem.	"	"	"	"	"	"	"
Crustacés divers.....	Kilogr.	"	"	"	"	2,900	4,800	"	"
Mollusques divers.....	Hectol.	"	"	20	1,025	"	"	"	"
VALEUR TOTALE des produits de la pêche en étang et en rivière.....					33,280		95,520		
VALEUR TOTALE des produits de la pêche en bateau.....			10,022,196		5,803,769		815,340		1,612,914

— 143 —



DÉSIGNATION DES GENRES DE PÊCHE.	UNITÉS de QUANTITÉ.	LE CROISIC.		NOIRMOUTIER.		L'ÎLE-D'YEU.		AUTRES PORTS.		TOTAUX DE LA 1 <sup>re</sup> SECTION.	
		QUAN- TITÉS.	VALEUR.	QUAN- TITÉS.	VALEUR.	QUAN- TITÉS.	VALEUR.	QUAN- TITÉS.	VALEUR.	QUANTITÉS.	VALEUR.
			francs.		francs.		francs.		francs.		francs.
RÉGION DE L'OcéAN. (Suite.)											
1 <sup>re</sup> SECTION. — Du quartier de Brest au quartier de Noirmoutier. (Suite.)											
Islande.....	Morue.....	Kilogr.	"	"	"	"	"	"	"	"	"
	Rogue.....	Idem.	"	"	"	"	"	"	"	"	"
	Huile.....	Litre.	"	"	"	"	"	"	"	"	"
Féroë et Dogger-Bank.	Morue.....	Kilogr.	"	"	"	"	"	"	"	"	"
	Rogue.....	Idem.	"	"	"	"	"	"	"	"	"
	Huile.....	Litre.	"	"	"	"	"	"	"	"	"
Terre-Neuve...	Morue.....	Kilogr.	"	"	"	"	"	"	"	247,500	438,075
	Rogue.....	Idem.	"	"	"	"	"	"	"	"	"
	Huile.....	Litre.	"	"	"	"	"	"	"	"	"
Poissons divers de la côte occidentale d'Afrique...		Kilogr.	"	"	"	"	"	"	"	"	"
Cabillauds.....		Idem.	"	"	"	"	"	"	"	"	"
Merlus ou Colins.....		Idem.	"	"	"	"	"	"	"	5,463,100	13,621,000
Turbots.....		Idem.	"	"	"	703	3,475	1,330	5,970	16,356	115,397
Barbués.....		Idem.	"	"	"	80	400	"	"	5,810	39,704
Carrelets ou Plies.....		Idem.	845	2,655	3,600	7,315	6,480	24,307	78,687	252,752	272,961
Soles.....		Idem.	1,082	10,951	7,985	62,260	16,448	157,552	109,510	889,667	596,700
Congres.....		Idem.	4,735	11,035	6,730	16,545	5,800	10,000	55,293	116,281	245,396
Raies.....		Idem.	2,952	3,379	19,800	40,075	19,715	35,566	191,048	349,796	3,652,206
Mulets et Bars.....		Idem.	200	1,000	500	2,500	1,076	8,417	50,606	299,495	113,430
	salés.....	Idem.	"	"	"	"	"	"	15,000	22,500	15,000
	frais.....	Idem.	1,750	1,215	"	"	"	"	144,233	107,927	641,181
Harengs.....	salés.....	Idem.	"	"	"	"	"	"	"	"	"
	frais.....	Idem.	"	"	"	"	"	"	"	"	"
Maquereaux.....	salés.....	Idem.	"	"	"	"	"	"	"	"	"
	frais.....	Idem.	59,370	127,478	1,150	3,725	29,690	27,121	516,281	1,145,618	3,368,550
Merlans.....		Idem.	7,895	22,480	1,000	1,500	18,100	33,314	422,094	1,055,070	1,104,759
Sardines.....		Idem.	274,854	454,613	329,826	362,149	451,952	430,115	1,560,837	2,413,382	12,329,740
Sprats.....		Idem.	"	"	"	"	"	"	4,270	14,270	381,010
Anchois.....		Idem.	"	"	"	"	"	"	"	"	6,460
		Idem.	"	"	"	"	"	"	"	"	3,590
Thons.....	blancs ou germons.....	Idem.	17,408	79,042	24,465	116,035	137,789	646,718	39,873	195,344	3,753,982
	francs ou thons rouges.....	Idem.	"	"	"	"	"	"	"	"	10,040
		Idem.	"	"	"	"	"	"	"	"	27,645
Poissons divers.....		Kilogr.	17,496	52,488	26,925	49,750	26,825	48,294	1,185,124	3,775,768	8,592,428
		Idem.	582	1,164	"	"	"	124,763	391,912	141,098	541,025
Crevettes.....	grises ou roses.....	Idem.	18,950	227,400	"	"	300	1,800	19,370	203,680	41,914
	salicoques dites bouquet.....	Idem.	12,965	74,615	173,615	898,130	110,615	619,133	162,749	1,015,547	848,473
Homards.....		Idem.	11,635	103,080	23,885	281,885	14,833	174,164	170,120	1,635,613	762,805
Langoustes.....		Idem.	"	"	"	"	"	"	"	"	251,553
Langoustes de Mauritanie dites langoustes vertes...		Idem.	23,950	20,067	186,200	149,835	239,122	123,354	301,320	253,041	1,233,748
Crabes pouparts ou tourteaux.....		Idem.	"	"	59,900	21,960	7,849	3,081	30,424	28,455	762,078
Crustacés divers.....		Idem.	"	"	"	"	"	"	"	"	1,033,297
Huitres plates.....		Mille.	"	"	"	"	"	1,513	156,370	1,549	160,345
Huitres portugaises.....		Idem.	"	"	"	"	"	"	"	"	"
Moules.....		Hectol.	"	"	2,470	108,460	4,346	88,764	23,849	374,645	28,719
Coquilles de Saint-Jacques.....		Nombre.	"	"	"	"	"	2,994,104	1,604,606	3,048,929	1,637,668
Pétoncles.....		Hectol.	"	"	"	"	"	12,088	416,070	13,288	447,270
Mollusques divers.....		Idem.	"	"	"	"	"	9,002	347,025	9,140	350,069
Oursins.....		Nombre.	"	"	"	"	"	"	"	"	"
Violetes.....		Idem.	"	"	"	"	"	"	"	"	"
Oiseaux de mer.....		Idem.	"	"	"	"	"	1,585	5,375	1,585	5,375
Vers pour appâts.....		Kilogr.	"	"	"	"	"	300	1,500	300	1,500
Corail.....		Idem.	"	"	"	"	"	"	"	"	"
Lichen.....		Idem.	"	"	9,700	1,940	"	150	45	9,850	1,985
Varech.....		M. cube.	"	"	20	700	11,120	26,480	7,430	35,010	28,242
Goémon de sonde.....		Idem.	"	"	"	"	380	1,900	31,863	234,129	46,248
Pailleule.....		Idem.	"	"	"	"	"	"	"	"	"
Sables coquilliers et amendements marins.....		Idem.	"	"	"	"	"	30,457	288,213	37,457	373,533
VALEUR TOTALE des produits de la pêche en mer.....				1,192,665		2,124,794		2,464,255		17,638,076	109,286,413
Saumons.....		Kilogr.	"	"	"	"	"	37,619	646,652	38,309	659,162
Esturgeons.....		Idem.	"	"	"	"	"	"	"	"	"
Aloses.....		Idem.	"	"	"	"	"	54,063	514,007	54,063	514,007
Anguilles.....		Idem.	"	"	"	"	"	72,415	295,222	78,335	323,058
Mulets et Bars.....		Idem.	"	"	"	"	"	12,852	50,732	15,894	82,176
Éperlans.....		Idem.	"	"	"	"	"	30	120	30	120
Poissons divers.....		Idem.	"	"	"	"	"	109,762	373,561	118,128	399,056
Huitres.....	plates.....	Mille.	"	"	"	"	"	471	38,620	1,167	111,876
	portugaises.....	Idem.	"	"	"	"	"	"	"	"	"
Crustacés divers.....		Kilogr.	"	"	"	"	"	12,885	17,565	15,785	22,365
Mollusques divers.....		Hectol.	"	"	"	"	"	926	24,323	946	25,348
VALEUR TOTALE des produits de la pêche en étang et en rivière.....				"		"		"	1,960,802		2,137,168
VALEUR TOTALE des produits de la pêche en bateau.....				1,192,665		2,124,794		2,464,255		19,598,878	111,423,581

PÊCHE EN BATEAU. — 1922.

DÉSIGNATION DES GENRES DE PÊCHE.	UNITÉS de QUANTITÉS.	SAINT-GILLES-SUR-VIE.		LES SABLES-D'OLONNE.	
		QUANTITÉS.	VALEUR.	QUANTITÉS.	VALEUR.
			francs.		francs.
RÉGION DE L'OcéAN. (Suite.)					
2° SECTION. — Du quartier de Saint-Gilles-sur-Vie au quartier de Marennes.					
Islande.....	Morue.....	Kilogr.	"	"	"
	Rogue.....	Idem.	"	"	"
	Huile.....	Litre.	"	"	"
Féroé et Dogger-Bank.	Morue.....	Kilogr.	"	"	"
	Rogue.....	Idem.	"	"	"
	Huile.....	Litre.	"	"	"
Terre-Neuve...	Morue.....	Kilogr.	"	"	"
	Rogue.....	Idem.	"	"	"
	Huile.....	Litre.	"	"	"
Poissons divers de la côte occidentale d'Afrique...		Kilogr.	"	"	"
Cabillauds.....		Idem.	"	"	"
Merlus ou Colins.....		Idem.	"	"	"
Turbots.....		Idem.	1,290	9,420	975
Borbues.....		Idem.	"	"	1,220
Carrelets ou Plics.....		Idem.	15,000	53,800	116,065
Soles.....		Idem.	28,200	249,000	113,525
Congres.....		Idem.	4,550	15,700	3,275
Raies.....		Idem.	12,500	46,100	167,139
Mulets et Bars.....		Idem.	2,950	16,650	"
Harengs.....	salés.....	Idem.	"	"	"
	frais.....	Idem.	"	"	"
Maquereaux.....	salés.....	Idem.	"	"	"
	frais.....	Idem.	13,400	13,700	"
Merlans.....		Idem.	35,000	46,500	179,030
Sardines.....		Idem.	874,950	943,595	1,152,326
Sprats.....		Idem.	"	"	"
Anchois.....		Idem.	"	"	"
Thons.....	blancs ou germons.....	Idem.	"	"	536,295
	francs ou thons rouges.....	Idem.	"	"	2,398,770
Poissons divers.....		Kilogr.	25,900	28,850	532,492
Crevettes.....	grises ou roses.....	Idem.	"	"	17,000
	salicoques dites bouquet.....	Idem.	23,000	207,100	11,050
Homards.....		Idem.	15,550	113,100	4,300
Langoustes.....		Idem.	"	"	"
Langoustes de Mauritanie dites langoustes vertes..		Idem.	"	"	"
Crabes poutards ou tourteaux.....		Idem.	31,100	31,100	174,000
Crustacés divers.....		Idem.	"	"	24,818
Huitres plates.....		Mille.	"	"	"
Huitres portugaises.....		Idem.	"	"	"
Moules.....		Hectol.	420	8,625	"
Coquilles de Saint-Jacques.....		Nombre.	"	"	"
Pétoncles.....		Hectol.	"	"	"
Mollusques divers.....		Idem.	"	"	"
Oursins.....		Nombre.	"	"	"
Violetes.....		Idem.	"	"	"
Oiseaux de mer.....		Idem.	"	"	"
Vers pour appâts.....		Kilogr.	"	"	"
Corail.....		Idem.	"	"	"
Lichen.....		Idem.	"	"	"
Varech.....		M. cube.	"	"	"
Goémon de soude.....		Idem.	"	"	"
Pailleule.....		Idem.	"	"	"
Sables coquilliers et amendements marins.....		Idem.	"	"	"
VALEUR TOTALE des produits de la pêche en mer.....				1,783,240	8,181,011
Saumons.....		Kilogr.	"	"	"
Esturgeons.....		Idem.	"	"	"
Aloses.....		Idem.	"	"	"
Anguilles.....		Idem.	"	"	"
Mulets et Bars.....		Idem.	"	"	"
Éperlans.....		Idem.	"	"	"
Poissons divers.....		Idem.	"	"	"
Huitres.....	plates.....	Mille.	"	"	"
	portugaises.....	Idem.	"	"	"
Crustacés divers.....		Kilogr.	"	"	"
Mollusques divers.....		Hectol.	"	"	"
VALEUR TOTALE des produits de la pêche en étang et en rivière.....				"	"
VALEUR TOTALE des produits de la pêche en bateau.....				1,783,240	8,181,011



PÊCHE EN BATEAU. — 1922.

DÉSIGNATION DES GENRES DE PÊCHE.	UNITÉS de QUANTITÉS.	LA ROCHELLE.		TOTAUX DES AUTRES PORTS.		TOTAUX DE LA 2 <sup>e</sup> SECTION.	
		QUANTITÉS.	VALEUR.	QUANTITÉS.	VALEUR.	QUANTITÉS.	VALEUR.
			francs.		francs.		francs.
RÉGION DE L'OcéAN. (Suite.)							
2 <sup>e</sup> SECTION. — Du quartier de Saint-Gilles-sur-Vie au quartier de Marennes. (Suite.)							
Islande.....	Morue.....	Kilogr.	"	"	"	"	"
	Rogue.....	Idem.	"	"	"	"	"
	Huile.....	Litre.	"	"	"	"	"
Féroë et Dogger-Bank.	Morue.....	Kilogr.	"	"	"	"	"
	Rogue.....	Idem.	"	"	"	"	"
	Huile.....	Litre.	"	"	"	"	"
Terre-Neuve...	Morue.....	Kilogr.	592,558	1,742,640	"	592,558	1,742,640
	Rogue.....	Idem.	"	"	"	"	"
	Huile.....	Litre.	"	"	"	"	"
Poissons divers de la côte occidentale d'Afrique..		Kilogr.	"	"	"	"	"
Cabillauds.....		Idem.	"	"	"	"	"
Merlus ou Colins.....		Idem.	9,991,418	26,348,140	"	9,991,418	26,348,140
Turbots.....		Idem.	"	"	"	2,265	13,320
Barbues.....		Idem.	"	"	"	1,220	4,880
Carrelets ou Plies.....		Idem.	1,000	4,450	31,520	125,425	763,900
Soles.....		Idem.	192,290	1,741,746	84,423	731,915	418,438
Congres.....		Idem.	"	"	"	7,825	27,450
Raies.....		Idem.	1,101,666	2,140,043	95,530	202,030	1,376,835
Mulets et Bars.....		Idem.	"	"	12,690	76,455	15,640
Harengs.....	salés.....	Idem.	"	"	665	3,990	665
	frais.....	Idem.	"	"	150	300	150
Maquereaux.....	salés.....	Idem.	"	"	"	"	"
	frais.....	Idem.	"	"	120	360	13,520
Merlans.....		Idem.	"	"	16,980	45,120	231,010
Sardines.....		Idem.	185,556	420,235	17,252	54,624	2,230,084
Sprats.....		Idem.	"	"	"	"	"
Anchois.....		Idem.	"	"	"	"	"
Thons.....	blancs ou germans.....	Idem.	355,355	1,553,424	"	"	891,650
	francs ou thons rouges.....	Idem.	"	"	"	"	3,952,194
Poissons divers.....		Kilogr.	4,810,029	6,344,677	201,120	753,400	5,569,541
Crevettes.....	grises ou roses.....	Idem.	600	1,200	52,445	95,980	70,045
	salicoques dite bouquet.....	Idem.	240	2,300	14,610	190,140	48,900
Homards.....		Idem.	"	"	3,076	18,800	22,926
Langoustes.....		Idem.	"	"	"	"	"
Langoustes de Mauritanie dites langoustes vertes..		Idem.	6,000	48,000	"	"	6,000
Crabes pouparts ou tourteaux.....		Idem.	205,267	205,267	24,786	20,664	435,153
Crustacés divers.....		Idem.	263,960	263,960	4,471	4,471	293,249
Huitres plates.....		Mille.	"	"	2	500	2
Huitres portugaises.....		Idem.	"	"	4,463	45,152	4,463
Moules.....		Hectol.	"	"	2,933	73,675	3,353
Coquilles de Saint-Jacques.....		Nombre.	"	"	"	"	"
Pétoncles.....		Hectol.	2,015	578,000	334	43,980	2,349
Mollusques divers.....		Idem.	"	"	574	6,710	574
Oursins.....		Nombre.	"	"	"	"	"
Violetes.....		Idem.	"	"	"	"	"
Oiseaux de mer.....		Idem.	"	"	700	4,040	700
Vers pour appâts.....		Kilogr.	"	"	"	"	"
Corail.....		Idem.	"	"	"	"	"
Lichen.....		Idem.	"	"	"	"	"
Varech.....		M. cube.	"	"	"	"	"
Goémon de soude.....		Idem.	"	"	"	"	"
Pailleule.....		Idem.	"	"	"	"	"
Sables coquilliers et amendements marins.....		Idem.	"	"	500	5,000	500
VALEUR TOTALE des produits de la pêche en mer.....				41,394,182		2,502,731	53,861,161
Saumons.....		Kilogr.	"	"	"	"	"
Esturgeons.....		Idem.	"	"	7,640	28,335	7,640
Aloses.....		Idem.	"	"	"	"	"
Anguilles.....		Idem.	"	"	31,950	108,285	31,950
Mulets et Bars.....		Idem.	"	"	16,480	76,740	16,480
Éperlans.....		Idem.	"	"	"	"	"
Poissons divers.....		Idem.	"	"	30,180	97,965	30,180
Huitres.....	plates.....	Mille.	"	"	"	"	"
	portugaises.....	Idem.	"	"	1,223	12,460	1,223
Crustacés divers.....		Kilogr.	"	"	9,000	5,350	9,000
Mollusques divers.....		Hectol.	"	"	1,458	48,145	1,458
VALEUR TOTALE des produits de la pêche en étang et en rivière.....						377,280	377,280
VALEUR TOTALE des produits de la pêche en bateau.....				41,394,182		2,880,011	54,238,444

DÉSIGNATION DES GENRES DE PÊCHE.	UNITÉS de QUANTITÉ.	BORDEAUX.		GUJAN-MESTRAS.		ARCACHON.		SAINT-JEAN- DE-LUZ.	
		QUANTITÉS.	VALEUR.	QUANTITÉS.	VALEUR.	QUANTITÉS.	VALEUR.	QUANTITÉS.	VALEUR.
			francs.		francs.		francs.		francs.
RÉGION DE L'OcéAN. (Suite.)									
3° SECTION. — Du quartier de Pauillac au quartier de Bayonne.									
Islande.....	Morue.....	Kilogr.	620,155	1,240,310	"	"	"	"	"
	Rogue.....	Idem.	"	"	"	"	"	"	"
	Huile.....	Litre.	"	"	"	"	"	"	"
Féroë et Dogger-Bank.	Morue.....	Kilogr.	"	"	"	"	"	"	"
	Rogue.....	Idem.	"	"	"	"	"	"	"
	Huile.....	Litre.	"	"	"	"	"	"	"
Terre-Neuve ..	Morue.....	Kilogr.	1,868,017	4,881,882	"	"	"	"	"
	Rogue.....	Idem.	"	"	"	"	"	"	"
	Huile.....	Litre.	"	"	"	"	"	"	"
Poissons divers de la côte occidentale d'Afrique ...		Kilogr.	"	"	"	"	"	"	"
Cabillauds .....		Idem.	"	"	"	"	"	"	"
Merlus ou Colins.....		Idem.	"	"	"	216,000	1,136,000	79,080	233,565
Turbots.....		Idem.	"	"	"	42,100	350,400	666	4,696
Barbues.....		Idem.	"	"	"	"	"	"	"
Carrelets ou Plies.....		Idem.	"	"	32,500	130,000	30,900	173,700	1,200
Soles.....		Idem.	"	"	9,500	95,000	298,700	3,696,800	60,290
Congres.....		Idem.	"	"	"	"	"	"	5,750
Maies.....		Idem.	"	"	"	"	1,088,100	2,645,000	166,550
Mulets et Bars.....		Idem.	"	"	35,900	179,500	80,000	523,000	10,000
Harengs.....	salés.....	Idem.	"	"	"	"	"	"	"
	frais.....	Idem.	"	"	"	"	"	56,440	63,415
Maquereaux.....	salés.....	Idem.	"	"	"	"	"	"	"
	frais.....	Idem.	"	"	"	9,000	44,500	201,950	610,650
Merlans.....		Idem.	"	"	"	2,960,000	6,080,000	60,800	84,950
Sardines.....		Idem.	"	17,959	511,700	383,295	565,595	1,644,050	3,493,186
Sprats.....		Idem.	"	"	"	"	"	"	"
Anchois.....		Idem.	"	"	"	"	"	35,000	25,000
Thons.....	blancs ou germons.....	Idem.	"	"	"	"	"	"	"
	francs ou thons rouges.....	Idem.	"	"	"	"	"	140,150	427,150
Poissons divers.....		Kilogr.	"	"	46,200	138,600	1,470,000	9,228,200	272,920
Crevettes.....	grises ou roses.....	Idem.	"	"	8,750	43,750	3,000	28,800	440,891
	salicoques dites bouquet.....	Idem.	"	"	"	"	"	400	4,000
Homards.....		Idem.	"	"	"	"	"	800	8,000
Langoustes.....		Idem.	"	"	"	"	410	3,250	3,500
Langoustes de Mauritanie dites langoustes vertes..		Idem.	"	"	"	"	"	10,380	104,000
Crabes poutards ou tourteaux.....		Idem.	"	"	"	4,480	11,610	"	"
Crustacés divers.....		Idem.	"	46,100	46,100	"	"	6,000	6,000
Huitres plates.....		Mille.	"	"	"	"	"	"	"
Huitres portugaises.....		Idem.	"	"	"	"	"	"	"
Moules.....		Hectol.	"	"	"	"	"	"	"
Coquilles de Saint-Jacques.....		Nombre.	"	"	"	"	"	"	"
Pétoncles.....		Hectol.	"	"	"	"	"	"	"
Mollusques divers.....		Idem.	"	"	"	"	"	"	"
Oursins.....		Nombre.	"	"	"	"	"	"	"
Violet.....		Idem.	"	"	"	"	"	"	"
Oiseaux de mer.....		Idem.	"	"	"	"	"	"	"
Vers pour appâts.....		Kilogr.	"	"	"	"	"	"	"
Corail.....		Idem.	"	"	"	"	"	"	"
Lichen.....		Idem.	"	"	"	"	"	"	"
Varech.....		M. cube.	"	"	"	"	"	"	"
Goémon de soude.....		Idem.	"	"	"	"	"	"	"
Pailleule.....		Idem.	"	"	"	"	"	"	"
Sables coquilliers et amendements marins.....		Idem.	"	"	"	"	"	"	"
VALEUR TOTALE des produits de la pêche en mer.....			6,122,192		1,144,650		24,486,855		7,806,566
Saumons.....		Kilogr.	"	"	"	"	"	900	22,500
Esturgeons.....		Idem.	2,500	7,000	"	"	"	"	"
Aloses.....		Idem.	61,500	562,500	"	"	"	"	"
Anguilles.....		Idem.	10,450	47,500	"	"	"	6,350	17,450
Mulets et Bars.....		Idem.	8,700	55,400	"	"	"	7,960	31,840
Éperlans.....		Idem.	"	"	"	"	"	5,200	19,900
Poissons divers.....		Idem.	69,500	344,000	"	"	"	9,500	17,600
Huitres.....	plates.....	Mille.	"	"	"	"	"	"	"
	portugaises.....	Idem.	"	"	"	"	"	"	"
Crustacés divers.....		Kilogr.	"	"	"	"	"	"	"
Mollusques divers.....		Hectol.	"	"	"	"	"	"	"
VALEUR TOTALE des produits de la pêche en étang et en rivière.....			1,016,400						109,290
VALEUR TOTALE des produits de la pêche en bateau.....			7,138,592		1,144,650		24,486,855		7,915,856



DÉSIGNATION DES GENRES DE PÊCHE.	UNITÉS de QUANTITÉ.	AUTRES PORTS.		TOTAUX DE LA 3 <sup>e</sup> SECTION.		TOTAUX DE LA RÉGION DE L'OcéAN.		
		QUANTITÉS.	VALEUR.	QUANTITÉS.	VALEUR.	QUANTITÉS.	VALEUR.	
								francs.
RÉGION DE L'OcéAN. (Fin.)								
3 <sup>e</sup> SECTION. — Du quartier de Pauillac au quartier de Bayonne. (Suite.)								
Islande. . . . .	Morue. . . . .	Kilogr.	"	"	620,155	1,240,310	620,155	1,240,310
Islande. . . . .	Rogue. . . . .	Idem.	"	"	"	"	"	"
	Huile. . . . .	Litre.	"	"	"	"	"	"
	Féroë et Dogger-Bank. . . . .	Morue. . . . .	Kilogr.	"	"	"	"	"
Féroë et Dogger-Bank. . . . .	Rogue. . . . .	Idem.	"	"	"	"	"	"
	Huile. . . . .	Litre.	"	"	"	"	"	"
	Terre-Neuve. . . . .	Morue. . . . .	Kilogr.	"	"	1,868,017	4,881,882	2,708,075
Terre-Neuve. . . . .	Rogue. . . . .	Idem.	"	"	"	"	"	"
	Huile. . . . .	Litre.	"	"	"	"	"	"
	Poissons divers de a côte occidentale d'Afrique. . . . .	Kilogr.	"	"	"	"	"	"
Cabillauds. . . . .	Idem.	"	"	"	"	"	"	
Merlus ou Colins. . . . .	Idem.	"	"	"	295,080	1,369,565	15,749,598	41,338,705
Turbots. . . . .	Idem.	"	"	"	42,766	355,096	61,387	483,813
Barbues. . . . .	Idem.	"	"	"	"	"	7,030	44,584
Carrelets ou Plies. . . . .	Idem.	12,560	37,840	77,160	344,540	513,706	1,926,428	
Soles. . . . .	Idem.	3,245	37,960	371,735	4,470,120	1,386,873	13,462,836	
Congres. . . . .	Idem.	500	1,500	6,250	18,600	259,471	735,031	
Raies. . . . .	Idem.	320	640	1,254,570	2,775,415	6,283,611	10,553,195	
Mulets et Bars. . . . .	Idem.	42,935	205,055	168,835	941,955	297,905	1,708,377	
Harengs. . . . .	salés. . . . .	Idem.	"	"	"	15,665	26,490	
	frais. . . . .	Idem.	20,836	17,710	77,276	81,125	718,607	436,654
	Maquereaux. . . . .	Idem.	"	"	"	"	"	"
Maquereaux. . . . .	salés. . . . .	Idem.	"	"	"	"	"	
	frais. . . . .	Idem.	51,096	149,840	262,046	804,990	3,644,116	7,189,165
Merlans. . . . .	Idem.	21,000	53,000	3,041,800	6,217,950	4,377,569	9,710,757	
Sardines. . . . .	Idem.	90,006	107,380	2,136,000	4,677,861	16,696,134	25,100,458	
Sprats. . . . .	Idem.	"	"	"	"	381,010	163,990	
Anchois. . . . .	Idem.	"	"	35,000	25,000	41,460	28,590	
Thons. . . . .	blancs ou germans. . . . .	Idem.	"	"	"	4,645,632	21,323,790	
	francs ou thons rouges. . . . .	Idem.	"	"	140,150	427,150	159,190	454,795
Poissons divers. . . . .	Kilogr.	183,055	594,870	1,972,175	11,064,460	16,134,144	36,998,415	
Crevettes. . . . .	grises ou roses. . . . .	Idem.	6,000	36,000	459,241	906,379	670,334	1,629,584
	salicoques dites bouquet. . . . .	Idem.	"	"	400	4,000	91,214	990,703
	Homards. . . . .	Idem.	4,475	43,050	5,275	51,050	876,674	4,887,649
Langoustes. . . . .	Idem.	4,740	52,270	8,650	72,220	771,455	7,320,774	
Langoustes de Manritanie dites langoustes vertes. . . . .	Idem.	"	"	10,380	104,000	267,933	1,858,584	
Crabes pouparts ou tourteaux. . . . .	Idem.	2,186	3,750	4,436	10,800	1,673,337	1,239,702	
Crustacés divers. . . . .	Idem.	1,721	933	56,051	57,613	1,111,378	1,418,959	
Huitres plates. . . . .	Mille.	"	"	"	"	1,551	160,845	
Huitres portugaises. . . . .	Idem.	"	"	"	"	4,463	45,152	
Moules. . . . .	Hectol.	"	"	"	"	32,072	657,189	
Coquilles de Saint-Jacques. . . . .	Nombre.	"	"	"	"	3,048,929	1,637,668	
Pétoncles. . . . .	Hectol.	"	"	"	"	15,637	1,069,250	
Mollusques divers. . . . .	Idem.	1,412	27,956	1,412	27,956	11,126	384,735	
Oursins. . . . .	Nombre.	"	"	"	"	"	"	
Violet. . . . .	Idem.	"	"	"	"	"	"	
Oiseaux de mer. . . . .	Idem.	410	615	410	615	2,695	10,030	
Vers pour appâts. . . . .	Kilogr.	"	"	"	"	300	1,500	
Corail. . . . .	Idem.	"	"	"	"	"	"	
Lichen. . . . .	Idem.	"	"	"	"	9,850	1,985	
Varech. . . . .	M. cube.	"	"	"	"	28,242	104,788	
Goémon de soude. . . . .	Idem.	"	"	"	"	46,248	291,619	
Pailleule. . . . .	Idem.	"	"	"	"	"	"	
Sables coquilliers et amendements marins. . . . .	Idem.	116	580	116	580	38,073	379,113	
VALEUR TOTALE des produits de la pêche en mer. . . . .			1,370,969		40,931,232		204,078,809	
Saumons. . . . .	Kilogr.	24,551	467,528	25,451	490,028	63,760	1,149,190	
Esturgeons. . . . .	Idem.	14,250	58,500	16,750	65,500	24,390	93,835	
Aloses. . . . .	Idem.	81,521	504,349	143,021	1,066,849	197,084	1,580,856	
Anguilles. . . . .	Idem.	50,324	226,497	67,124	291,417	177,409	722,790	
Mulets et Bars. . . . .	Idem.	95,289	509,607	111,949	596,847	144,323	755,763	
Éperlans. . . . .	Idem.	"	"	5,200	19,900	5,230	20,020	
Poissons divers. . . . .	Idem.	740,325	1,155,807	819,325	1,517,407	967,633	2,014,428	
Huitres. . . . .	plates. . . . .	Mille.	"	"	"	1,167	111,876	
	portugaises. . . . .	Idem.	"	"	"	1,223	12,460	
Crustacés divers. . . . .	Kilogr.	8,070	26,970	8,070	26,970	32,855	54,685	
Mollusques divers. . . . .	Hectol.	"	"	"	"	2,404	73,493	
VALEUR TOTALE des produits de la pêche en étang et en rivière. . . . .			2,940,258		4,074,948		6,589,396	
VALEUR TOTALE des produits de la pêche en bateau. . . . .			4,302,227		45,006,180		210,668,205	



DÉSIGNATION DES GENRES DE PÊCHE.	UNITÉS de QUANTITÉS.	SAINT-LAURENT- DE-LA SALANQUE.		AGDE.		CETTE.		PALAVAS.		AIGUES-MORTES.		
		QUAN- TITÉS.	VALEUR.	QUAN- TITÉS.	VALEUR.	QUAN- TITÉS.	VALEUR.	QUAN- TITÉS.	VALEUR.	QUAN- TITÉS.	VALEUR.	
			francs		francs		francs.		francs.		francs.	
RÉGION DE LA MÉDITERRANÉE (FRANCE ET CORSE).												
Islande.....	{ Morue.....	Kilogr.	"	"	"	"	"	"	"	"	"	
	{ Rogue.....	Idem.	"	"	"	"	"	"	"	"	"	
	{ Huile.....	Litre.	"	"	"	"	"	"	"	"	"	
Féroë <sup>o</sup> et Dogger-Bank.	{ Morue.....	Kilogr.	"	"	"	"	"	"	"	"	"	
	{ Rogue.....	Idem.	"	"	"	"	"	"	"	"	"	
	{ Huile.....	Litre.	"	"	"	"	"	"	"	"	"	
Terre-Neuve..	{ Morue.....	Kilogr.	"	"	"	"	"	"	"	"	"	
	{ Rogue.....	Idem.	"	"	"	"	"	"	"	"	"	
	{ Huile.....	Litre.	"	"	"	"	"	"	"	"	"	
Poissons divers de la côte occidentale d'Afrique...		Kilogr.	"	"	"	"	"	"	"	"	"	
Caillauds.....		Idem.	"	"	"	"	"	"	"	"	"	
Merlus ou Colins.....		Idem.	"	"	"	15,575	70,050	"	"	"	"	
Turbots.....		Idem.	"	"	"	2,255	19,267	"	"	882	5,836	
Barbues.....		Idem.	"	"	"	"	"	"	"	"	"	
Carrelets ou Plies.....		Idem.	"	"	"	"	"	150	750	2,263	15,959	
Soles.....		Idem.	"	975	11,700	2,680	41,200	215	2,580	2,431	22,209	
Congres.....		Idem.	"	"	"	2,180	5,125	10	40	"	"	
Rares.....		Idem.	"	"	"	16,950	43,113	1,134	2,947	1,913	6,652	
Mulets et Bars.....		Idem.	36,345	160,800	19,800	198,000	17,800	146,200	2,315	14,960	7,730	36,940
Harengs.....	{ salés.....	Idem.	"	"	"	"	"	"	"	"	"	
	{ frais.....	Idem.	"	"	"	"	"	"	"	"	"	
Maquereaux...	{ salés.....	Idem.	"	"	"	"	"	"	"	"	"	
	{ frais.....	Idem.	43,180	175,162	4,700	37,600	41,830	172,087	4,625	30,400	44,747	162,044
Merlans.....		Idem.	"	"	6,600	52,800	13,000	57,025	"	"	12,030	72,558
Sardines.....		Idem.	106,130	117,840	"	"	103,500	196,750	1,000	3,000	"	"
Sprats.....		Idem.	"	"	"	"	"	"	"	"	"	"
Anchois.....		Idem.	"	"	"	"	"	"	"	"	"	"
Thons.....	{ blancs ou germons.....	Idem.	"	"	"	"	"	"	"	"	"	
	{ francs ou thons rouges.....	Idem.	"	"	14,700	117,600	211,205	1,208,608	30,650	172,665	13,516	133,960
Poissons divers.....		Idem.	78,345	342,570	85,000	680,000	61,800	271,950	8,875	60,676	92,219	453,685
Crevettes.....	{ grises ou roses.....	Kilogr.	"	"	"	"	"	"	"	"	"	
	{ salicoques dites bouquet.....	Idem.	"	"	"	"	"	"	"	"	"	
Homards.....		Idem.	"	"	"	"	"	"	"	"	"	
Langoustes.....		Idem.	1,058	22,067	500	9,000	"	"	420	8,400	"	
Langoustes de Mauritanie dites langoustes vertes...		Idem.	"	"	"	"	"	"	"	"	"	
Crabes pouparts ou tourteaux.....		Idem.	"	"	"	"	"	"	"	"	"	
Crustacés divers.....		Idem.	"	"	"	"	"	"	"	"	"	
Huitres plates.....		Mille.	"	"	"	"	"	"	"	"	"	
Huitres portugaises.....		Idem.	"	"	"	"	"	"	"	"	"	
Moules.....		Hectol.	"	"	"	"	"	"	"	"	"	
Coquilles de Saint-Jacques.....		Nombre.	"	"	"	"	"	"	"	"	"	
Pétoncles.....		Hectol.	"	"	"	"	"	"	"	"	"	
Mollusques divers.....		Idem.	"	"	"	"	"	"	"	"	"	
Oursins.....		Nombre.	"	"	"	"	"	"	"	"	"	
Violetes.....		Idem.	"	"	"	535,500	71,563	41,400	4,140	"	"	
Oiseaux de mer.....		Idem.	"	"	"	"	"	"	"	"	"	
Vers pour appâts.....		Kilogr.	"	"	"	"	"	"	"	"	"	
Corail.....		Idem.	"	"	"	"	"	"	"	"	"	
Lichen.....		Idem.	"	"	"	"	"	"	"	"	"	
Varech.....		M. cube.	"	"	"	"	"	"	"	"	"	
Goémon de soude.....		Idem.	"	"	"	"	"	"	"	"	"	
Pailleule.....		Idem.	"	"	"	"	"	"	"	"	"	
Sables coquilliers et amendements marins.....		Idem.	"	"	"	"	"	"	"	"	"	
VALEUR TOTALE des produits de la pêche en mer.....			818,439		1,106,700		2,302,938		300,558		909,843	
Saumons.....		Kilogr.	"	"	"	"	"	"	"	"	"	
Esturgeons.....		Idem.	"	"	"	"	"	"	"	"	"	
Aloses.....		Idem.	"	"	200	1,200	"	"	"	"	"	
Anguilles.....		Idem.	91,316	273,948	2,280	11,400	82,050	206,750	286,450	200,610	13,750	27,500
Mulets et Bars.....		Idem.	44,438	192,353	11,300	113,000	26,900	215,200	98,320	428,408	6,100	32,200
Éperlans.....		Idem.	"	"	"	"	"	"	"	"	"	
Poissons divers.....		Idem.	31,475	139,314	6,200	62,000	47,325	342,375	102,370	247,613	9,750	46,250
Huitres.....	{ plates.....	Mille.	"	"	"	"	73	10,800	"	"	"	
	{ portugaises.....	Idem.	"	"	"	"	"	"	"	"	"	
Crustacés divers.....		Kilogr.	"	"	"	"	"	116,050	96,606	"	"	
Mollusques divers.....		Hectol.	"	"	"	"	803	82,255	"	"	"	
VALEUR TOTALE des produits de la pêche en étang et en rivière.....			605,615		187,600		857,380		973,237		105,950	
VALEUR TOTALE des produits de la pêche en bateau.....			1,424,054		1,294,300		3,160,318		1,273,795		1,015,793	



DÉSIGNATION DES GENRES DE PÊCHE.	UNITÉS de QUANTITÉ.	MARTIGUES.		MARSEILLE.		AUTRES PORTS.		TOTAUX DE LA RÉGION DE LA MÉDITERRANÉE.	
		QUANTITÉS.	VALEUR.	QUANTITÉS.	VALEUR.	QUANTITÉS.	VALEUR.	QUANTITÉS.	VALEUR.
			francs.		francs.		francs.		francs.
RÉGION DE LA MÉDITERRANÉE (FRANCE ET CORSE). [Fin.]									
Islande.....	Morue.....	Kilogr.	"	"	"	"	"	"	"
	Rogue.....	Idem.	"	"	"	"	"	"	"
	Huile.....	Litre.	"	"	"	"	"	"	"
Féroë et Dogger-Bank.	Morue.....	Kilogr.	"	"	"	"	"	"	"
	Rogue.....	Idem.	"	"	"	"	"	"	"
	Huile.....	Litre.	"	"	"	"	"	"	"
Terre-Neuve..	Morue.....	Kilogr.	"	"	"	"	"	"	"
	Rogue.....	Idem.	"	"	"	"	"	"	"
	Huile.....	Litre.	"	"	"	"	"	"	"
Poissons divers de la côte occidentale d'Afrique...		Kilogr.	"	"	332,000	664,000	"	"	332,000 664,000
Cabillauds.....		Idem.	"	"	"	"	"	"	"
Merlus ou Colins.....		Idem.	"	"	"	"	600	4,750	16,175 74,800
Turbots.....		Idem.	1,970	14,200	52	312	3,916	36,121	9,075 75,736
Barbues.....		Idem.	"	"	"	"	470	5,710	470 5,710
Carrelets ou Plies.....		Idem.	"	"	"	"	4,098	26,088	6,511 42,797
Soles.....		Idem.	23,102	276,075	4,202	42,020	13,848	141,205	47,453 536,989
Congres.....		Idem.	"	"	8,800	53,100	48,443	258,229	59,433 316,494
Raies.....		Idem.	15,743	72,155	310	620	63,757	172,031	99,807 297,518
Mulets et Bars.....		Idem.	99,181	684,113	"	"	148,432	943,964	331,603 2,184,977
Harengs.....	salés.....	Idem.	"	"	"	"	"	"	"
	frais.....	Idem.	"	"	"	"	"	"	"
Maquereaux....	salés.....	Idem.	"	"	"	"	400	4,000	400 4,000
	frais.....	Idem.	34,867	156,280	89,500	805,500	102,735	612,993	336,184 2,152,066
Merlans.....		Idem.	13,978	117,780	23,825	236,300	18,712	86,038	88,145 622,501
Sardines.....		Idem.	56,105	132,530	281,000	1,405,000	957,540	2,840,932	1,505,275 4,705,052
Sprats.....		Idem.	"	"	"	"	"	"	"
Anchois.....		Idem.	"	"	"	"	233,439	758,057	233,439 758,057
Thons.....	blancs ou germons.....	Idem.	"	"	"	"	3,670	18,815	3,670 18,815
	francs ou thons rouges.....	Idem.	16,254	95,927	10,300	72,100	18,044	134,945	314,669 1,935,805
Poissons divers..		Idem.	90,007	604,362	365,130	1,458,390	1,271,512	6,294,030	2,053,888 10,165,663
Crevettes.....	grises ou roses.....	Kilogr.	"	"	"	"	3,925	35,955	3,925 35,955
	salicoques dites bouquet.....	Idem.	"	"	"	"	455	7,901	455 7,901
Homards.....		Idem.	"	"	"	"	1,506	13,600	1,506 13,600
Langoustes.....		Idem.	500	9,640	13,100	262,000	70,534	844,608	86,112 1,155,715
Langoustes de Mauritanie dites langoustes vertes...		Idem.	"	"	"	"	"	"	"
Crabes poutiers ou tourteaux.....		Idem.	3,170	3,170	"	"	2,150	2,150	5,320 5,320
Crustacés divers.....		Idem.	"	"	"	"	1,730	34,120	1,730 34,120
Huitres plates.....		Mille.	"	"	"	"	"	"	"
Huitres portugaises.....		Idem.	"	"	"	"	"	"	"
Moules.....		Hectol.	"	"	"	"	1,059	51,660	1,059 51,660
Coquilles de Saint-Jacques.....		Nombre.	"	"	"	"	"	"	"
Pétoncles.....		Hectol.	"	"	"	"	"	"	"
Mollusques divers.....		Idem.	"	"	"	"	1,036	16,712	1,036 16,712
Oursins.....		Nombre.	15,000	1,500	240,000	19,200	2,803,117	130,806	3,058,117 151,506
Violetes.....		Idem.	"	"	189,000	18,900	5,306,740	518,125	6,072,640 612,728
Oiseaux de mer.....		Idem.	"	"	"	"	15,177	70,710	15,177 70,710
Vers pour appâts.....		Kilogr.	"	"	5,220	104,400	"	"	5,220 104,400
Corail.....		Idem.	"	"	"	"	"	"	"
Lichen.....		Idem.	"	"	"	"	"	"	"
Varech.....		M. cube.	"	"	"	"	"	"	"
Goémon de soude.....		Idem.	"	"	290	11,600	"	"	290 11,600
Pailleule.....		Idem.	"	"	"	"	"	"	"
Sables coquilliers et amendements marins.....		Idem.	"	"	"	"	"	"	"
VALEUR TOTALE des produits de la pêche en mer..			2,167,732		5,153,442		14,073,255		26,832,907
Saumons.....		Kilogr.	"	"	"	"	"	"	"
Esturgeons.....		Idem.	"	"	"	"	"	"	"
Aloses.....		Idem.	"	"	"	"	500	1,400	700 2,600
Anguilles.....		Idem.	24,440	86,700	"	"	311,144	928,146	811,390 1,735,054
Mulets et Bars.....		Idem.	75,980	661,648	"	"	194,946	1,380,913	457,984 3,023,722
Éperlans.....		Idem.	"	"	"	"	"	"	"
Poissons divers.....		Idem.	55,244	353,102	"	"	246,031	835,181	498,395 2,025,835
Huitres.....	plates.....	Mille.	"	"	"	"	79	7,900	152 18,700
	portugaises.....	Idem.	"	"	"	"	"	"	"
Crustacés divers.....		Kilogr.	"	"	"	"	"	"	"
Mollusques divers.....		Hectol.	3,250	53,060	"	"	5,634	295,500	9,687 110,050 96,606
VALEUR TOTALE des produits de la pêche en étang et en rivière.....			1,154,510				3,449,040		7,333,332
VALEUR TOTALE des produits de la pêche en bateau.....			3,322,242		5,153,442		17,522,295		34,166,239

PÊCHE EN BATEAU. — 1922.

DÉSIGNATION DES GENRES DE PÊCHE	UNITÉS de QUANTITÉ.	BÔNE.		PHILIPPEVILLE.		ALGER.		ARZEW.	
		QUANTITÉS.	VALEUR.	QUANTITÉS.	VALEUR.	QUANTITÉS.	VALEUR.	QUANTITÉS.	VALEUR.
			francs.		francs.		francs.		francs.
RÉGION DE L'ALGÉRIE.									
Islande.....	Morue.....	Kilogr.	"	"	"	"	"	"	"
	Rogue.....	Idem.	"	"	"	"	"	"	"
	Huile.....	Litre.	"	"	"	"	"	"	"
Féroë et Dogger-Bank.	Morue.....	Kilogr.	"	"	"	"	"	"	"
	Rogue.....	Idem.	"	"	"	"	"	"	"
	Huile.....	Litre.	"	"	"	"	"	"	"
Terre-Neuve...	Morue.....	Kilogr.	"	"	"	"	"	"	"
	Rogue.....	Idem.	"	"	"	"	"	"	"
	Huile.....	Litre.	"	"	"	"	"	"	"
Poissons divers de la côte occidentale d'Afrique...		Kilogr.	"	"	"	"	"	"	"
Cabillauds.....		Idem.	"	"	"	"	"	"	"
Merlus ou Colins.....		Idem.	"	"	"	"	"	"	"
Turbots.....		Idem.	"	"	"	"	"	"	"
Barbues.....		Idem.	"	"	"	"	"	"	"
Carrelets ou Plies.....		Idem.	"	"	"	"	"	"	"
Soles.....		Idem.	5,370	32,000	4,536	31,354	3,530	41,890	23,250
Congres.....		Idem.	"	"	6,101	17,621	1,200	3,750	"
Raies.....		Idem.	"	"	33,650	67,300	12,350	50,775	233,740
Mulets et Bars.....		Idem.	18,300	47,800	8,217	21,153	8,980	31,740	"
Harengs.....	salés.....	Idem.	"	"	"	"	"	"	"
	frais.....	Idem.	"	"	"	"	"	"	"
Maquereaux...	salés.....	Idem.	"	"	"	"	"	"	"
	frais.....	Idem.	43,000	104,535	326,372	197,935	111,920	303,920	59,190
Merlans.....		Idem.	18,330	47,925	114,122	366,073	598,000	1,391,500	141,170
Sardines.....		Idem.	135,200	96,705	338,465	180,555	711,000	939,650	150,050
Sprats.....		Idem.	"	"	"	"	"	"	"
Anchois.....		Idem.	7,000	8,400	28,290	32,826	48,800	66,520	"
Thons.....	blancs ou germons.....	Idem.	"	"	"	"	"	"	"
	francs ou thons rouges.....	Idem.	"	"	65,407	115,928	44,650	291,750	4,952
Poissons divers.....		Idem.	218,900	723,350	163,815	653,219	1,524,574	4,995,506	1,087,370
Crevettes.....	grises ou roses.....	Kilogr.	6,340	66,300	33,580	137,043	40,381	280,860	92,970
	salicoques dites bouquet.....	Idem.	"	"	"	"	"	"	"
Homards.....		Idem.	"	"	"	"	"	"	"
Langoustes.....		Idem.	6,570	67,700	4,950	51,323	"	"	2,250
Langoustes de Mauritanie dites langoustes vertes...		Idem.	"	"	"	"	"	"	"
Crabes pouparts ou tourteaux.....		Idem.	"	"	"	"	"	"	"
Crustacés divers.....		Idem.	"	"	749	5,207	"	"	"
Huitres plates.....		Mille.	"	"	"	"	"	"	"
Huitres portugaises.....		Idem.	"	"	"	"	"	"	"
Moules.....		Hectol.	"	"	22	1,282	"	"	"
Coquilles de Saint-Jacques.....		Nombre.	"	"	"	"	"	"	"
Pétoncles.....		Hectol.	"	"	"	"	"	"	"
Mollusques divers.....		Idem.	"	"	28	3,055	"	"	"
Oursins.....		Nombre.	"	"	7,150	357	"	"	"
Violetes.....		Idem.	"	"	"	"	"	"	"
Oiseaux de mer.....		Idem.	"	"	"	"	"	"	"
Vers pour appâts.....		Kilogr.	"	"	"	"	"	"	"
Corail.....		Idem.	85	5,100	"	"	"	"	"
Lichen.....		Idem.	"	"	"	"	"	"	"
Varech.....		M. cube.	"	"	"	"	"	"	"
Goémon de soude.....		Idem.	"	"	"	"	"	"	"
Pailleule.....		Idem.	"	"	"	"	"	"	"
Sables coquilliers et amendements marins.....		Idem.	"	"	"	"	"	"	"
VALEUR TOTALE des produits de la pêche en mer.....			1,199,815		1,882,231		8,397,861		3,846,775
Saumons.....		Kilogr.	"	"	"	"	"	"	"
Esturgeons.....		Idem.	"	"	"	"	"	"	"
Aloses.....		Idem.	"	"	"	"	"	"	"
Anguilles.....		Idem.	"	"	"	"	"	"	"
Mulets et Bars.....		Idem.	"	"	"	"	"	"	"
Éperlans.....		Idem.	"	"	"	"	"	"	"
Poissons divers.....		Idem.	"	"	"	"	"	"	"
Huitres.....	plates.....	Mille.	"	"	"	"	"	"	"
	portugaises.....	Idem.	"	"	"	"	"	"	"
Crustacés divers.....		Kilogr.	"	"	"	"	"	"	
Mollusques divers.....		Hectol.	"	"	"	"	"	"	
VALEUR TOTALE des produits de la pêche en étang et en rivière.....			"	"	"	"	"	"	"
VALEUR TOTALE des produits de la pêche en bateau.....			1,199,815		1,882,231		8,397,861		3,846,775



DÉSIGNATION DES GENRES DE PÊCHE.	UNITÉS de QUANTITÉ.	ORAN.		AUTRES PORTS.		TOTAUX DE LA RÉGION DE L'ALGÉRIE.		TOTAUX GÉNÉRAUX DE LA FRANCE ET DE L'ALGÉRIE.	
		QUANTITÉS.	VALEUR.	QUANTITÉS.	VALEUR.	QUANTITÉS.	VALEUR.	QUANTITÉS.	VALEUR.
RÉGION DE L'ALGÉRIE. (Fin.)									
Islande.....	Morue.....	Kilogr.	"	"	"	"	"	5,778,807	12,165,502
	Rogue.....	Idem.	"	"	"	"	"	58,389	49,969
	Huile.....	Baril.	"	"	"	"	"	34,620	21,201
Féroé et Dogger-Bank.	Morue.....	Kilogr.	"	"	"	"	"	123,513	222,323
	Rogue.....	Idem.	"	"	"	"	"	25,313	10,123
	Huile.....	Baril.	"	"	"	"	"	1,100	1,100
Terre-Neuve...	Morue.....	Kilogr.	"	"	"	"	"	37,777,346	93,430,056
	Rogue.....	Idem.	"	"	"	"	"	25,196	19,654
	Huile.....	Baril.	"	"	"	"	"	22,904	35,295
Poissons divers de la côte occidentale d'Afrique...		Kilogr.	"	"	"	"	"	332,000	664,000
Cabillauds.....		Idem.	"	"	"	"	"	1,046,683	2,393,077
Merlus ou Colins.....		Idem.	"	"	"	"	"	17,492,037	46,619,761
Turbots.....		Idem.	5,475	21,900	"	"	5,475	21,900	686,923
Barbues.....		Idem.	"	"	"	"	"	316,406	1,871,651
Carrelets ou Plies.....		Idem.	15,500	46,500	1,060	2,000	16,560	48,500	3,564,379
Soles.....		Idem.	12,200	98,000	27,163	95,894	76,049	441,043	2,239,777
Congres.....		Idem.	16,000	32,000	2,137	5,646	25,438	59,017	1,196,702
Raies.....		Idem.	31,000	62,000	77,350	88,865	388,090	502,680	12,200,557
Mulets et Bars.....		Idem.	9,500	28,500	8,974	28,872	53,971	158,065	844,796
Harengs.....	salés.....	Idem.	"	"	"	"	"	9,082,849	7,849,266
	frais.....	Idem.	"	"	"	"	"	25,214,830	28,215,429
Maquereaux.....	salés.....	Idem.	"	"	"	"	"	717,181	1,436,426
	frais.....	Idem.	226,000	226,000	192,663	281,807	959,145	1,232,577	14,527,248
Merlans.....		Idem.	91,830	275,490	362,361	769,397	1,325,813	3,230,095	9,332,744
Sardines.....		Idem.	490,000	490,000	1,180,662	714,583	3,005,377	2,571,543	21,302,356
Sprats.....		Idem.	"	"	"	"	"	859,047	297,623
Anchois.....		Idem.	452,500	452,500	500,775	297,930	1,037,365	858,185	1,312,264
Thons.....	blancs ou germons.....	Idem.	"	"	"	"	"	4,690,104	21,523,923
	francs ou thons rouges.....	Idem.	223,000	669,000	115,390	303,150	453,399	1,404,588	978,808
Poissons divers.....		Idem.	1,383,005	1,963,510	977,944	2,399,794	5,355,608	13,086,079	38,795,079
Crevettes.....	grises ou roses.....	Kilogr.	57,000	199,500	38,434	131,894	268,705	1,229,377	1,310,704
	salicoques dites bouquet.....	Idem.	"	"	"	"	"	"	3,827,359
Homards.....		Idem.	"	"	"	"	"	106,929	1,118,184
Langoustes.....		Idem.	2,500	15,000	2,533	27,228	5,033	42,228	1,130,038
Langoustes de Mauritanie dites langoustes vertes...		Idem.	9,100	72,800	3,303	36,774	26,173	262,347	1,153,403
Crabes poulpards ou tourteaux.....		Idem.	"	"	"	"	"	274,187	1,905,489
Crustacés divers.....		Idem.	3,750	15,000	"	"	3,750	15,000	1,956,493
Huitres plates.....		Mille.	"	"	612	3,252	1,391	8,459	1,431,954
Huitres portugaises.....		Idem.	"	"	"	"	"	9,443	1,008,735
Moules.....		Hectol.	775	15,500	975	10,265	1,772	27,047	32,132
Coquilles de Saint-Jacques.....		Nombre.	"	"	"	"	"	4,463	45,152
Pétoncles.....		Hectol.	"	"	"	"	"	3,304,279	1,763,438
Mollusques divers.....		Idem.	"	"	"	"	"	15,637	1,084,800
Oursins.....		Nombre.	"	"	10	1,050	38	4,105	17,138
Violet.....		Idem.	"	"	43,450	1,042	50,600	1,399	3,124,717
Oiseaux de mer.....		Idem.	"	"	"	"	"	6,074,186	614,568
Vers pour apprêts.....		Kilogr.	"	"	"	"	"	20,254	90,536
Corail.....		Idem.	"	"	"	"	"	11,983	123,591
Lichen.....		Idem.	"	"	1,035	62,100	1,120	67,200	1,120
Varech.....		M. cube.	"	"	"	"	"	61,050	22,645
Goémon de soude.....		Idem.	"	"	"	"	"	164,861	1,536,134
Pailleule.....		Idem.	"	"	"	"	"	229,698	2,278,307
Sables coquilliers et amendements marins.....		Idem.	"	"	"	"	"	14,510	130,360
VALEUR TOTALE des produits de la pêche en mer.....			4,683,200		5,261,552		25,271,434		501,433,536
Saumons.....		Kilogr.	"	"	"	"	"	66,073	1,195,863
Esturgeons.....		Idem.	"	"	"	"	"	24,390	93,835
Aloses.....		Idem.	"	"	6,430	6,430	6,430	6,430	204,217
Anguilles.....		Idem.	"	"	"	"	"	1,067,176	2,729,386
Mulets et Bars.....		Idem.	"	"	"	"	"	630,398	3,951,058
Éperlans.....		Idem.	"	"	"	"	"	27,465	108,300
Poissons divers.....		Idem.	"	"	"	"	"	2,178	191,816
Huitres.....	plates.....	Mille.	"	"	9,720	14,580	9,720	14,580	1,725,940
	portugaises.....	Idem.	"	"	"	"	"	"	4,579,685
Crustacés divers.....		Kilogr.	"	"	"	"	"	1,223	12,460
Mollusques divers.....		Hectol.	"	"	"	"	"	156,325	171,261
VALEUR TOTALE des produits de la pêche en étang et en rivière.....			"		21,010		21,010		511,630
VALEUR TOTALE des produits de la pêche en bateau.....			4,683,200		5,282,562		25,292,444		15,135,220
									516,568,754

PÊCHES MARITIMES. — 1922.

VII

PÊCHE À PIED.



PÊCHE À PIED.

DÉSIGNATION DES PRODUITS PÊCHÉS.	UNITÉS de QUANTITÉ.	DUNKERQUE.		CALAIS.		BOULOGNE- SUR-MER.			
		QUANTI- TÉS.	VALEUR.	QUANTI- TÉS.	VALEUR.	QUANTI- TÉS.	VALEUR.		
		francs.		francs.		francs.			
RÉGION DE LA MER DU NORD									
Harengs frais .....	Kilogr.	"	"	"	"	4,500	9,000		
Maquereaux frais.....	Idem.	"	"	"	"	"	"		
Sardines.....	Idem.	"	"	"	"	"	"		
Poissons divers.....	Idem.	43,000	146,000	71,710	157,762	20,097	56,437		
Crevettes ..	}	grises ou roses .....	Idem.	6,100	33,500	2,715	10,860	2,540	7,156
		salicoques dites bouquet..	Idem.	"	"	"	"	"	"
Homards et langoustes .....	Idem.	"	"	"	"	241	1,822		
Crustacés divers.....	Idem.	"	"	"	"	239	224		
Huitres ...	}	plates.....	Mille.	"	"	"	"	"	
		portugaises .....	Idem.	"	"	"	"	"	
Moules.....	Hectol.	750	16,500	58	2,320	785	15,700		
Coquilles de Saint-Jacques .....	Nombre.	"	"	"	"	"	"		
Mollusques divers.....	Hectol.	"	"	"	"	"	"		
Oursins.....	Nombre.	"	"	"	"	"	"		
Violetes.....	Idem.	"	"	"	"	"	"		
Oiseaux de mer.....	Idem.	"	"	324	1,296	"	"		
Vers pour appâts.....	Kilogr.	6,300	18,900	12,706	38,118	3,370	9,514		
Lichen.....	Idem.	"	"	"	"	"	"		
Varech, goémon, pailleule.....	M. cube.	"	"	"	"	"	"		
Sables coquilliers, amendements marins.	Idem.	"	"	"	"	"	"		
Saumons.....	Kilogr.	"	"	265	3,975	274	3,213		
<b>TOTAUX.....</b>			<b>214,900</b>		<b>214,331</b>		<b>103,096</b>		

— 1922.

ÉTAPLES.		BERCK- SUR-MER.		LE CROTOY.		SAINT-VALÉRY SUR-SOMME.		LE TRÉPORT.		DIEPPE.		SAINT-VALÉRY EN-CAUX.	
QUANTI- TÉS.	VA- LEUR.	QUANTI- TÉS.	VA- LEUR.	QUANTI- TÉS.	VA- LEUR.	QUANTI- TÉS.	VA- LEUR.	QUANTI- TÉS.	VA- LEUR.	QUANTI- TÉS.	VA- LEUR.	QUANTI- TÉS.	VA- LEUR.
francs.		francs.		francs.		francs.		francs.		francs.		francs.	
ET DE LA MANCHE.													
"	"	1,000	3,000	12,200	18,300	"	"	850	1,360	3,200	4,800	"	"
"	"	3,000	6,000	10,000	18,000	"	"	540	2,160	"	"	"	"
"	"	"	"	"	"	"	"	"	"	"	"	"	"
3,500	7,500	12,500	50,000	45,000	45,000	47,103	37,682	2,250	5,850	18,520	64,820	11,000	38,500
10,000	20,000	15,000	45,000	"	"	"	"	530	2,650	6,200	31,000	500	2,750
"	"	"	"	"	"	"	"	"	"	8,450	50,700	2,000	14,000
"	"	"	"	"	"	"	"	"	"	"	"	1,500	13,500
"	"	"	"	"	"	"	"	"	"	8,650	17,300	4,500	13,500
"	"	"	"	"	"	"	"	"	"	"	"	"	"
"	"	"	"	"	"	"	"	910	14,560	7,200	115,200	1,500	18,750
"	"	"	"	"	"	"	"	"	"	"	"	"	"
1,000	15,000	7,150	143,000	120,000	1,800,000	2,800	28,000	90	1,620	680	12,240	140	6,300
"	"	"	"	"	"	"	"	"	"	"	"	"	"
"	"	"	"	"	"	"	"	"	"	"	"	"	"
"	"	"	"	"	"	"	"	"	"	"	"	"	"
4,000	12,000	18,000	63,000	80,000	100,000	"	"	1,820	4,550	4,200	10,500	"	"
"	"	"	"	"	"	"	"	"	"	"	"	"	"
"	"	"	"	"	"	"	"	"	"	350	1,750	500	7,500
"	"	"	"	"	"	"	"	"	"	"	"	"	"
"	"	"	"	"	"	"	"	"	"	520	7,500	"	"
	54,500		310,000		1,981,300		65,682		32,750		315,810		114,800

PÊCHE À PIED.

DÉSIGNATION DES PRODUITS PÊCHÉS.	UNITÉS de QUANTITÉ.	HONFLEUR.		TROUVILLE.		DIVES. SUR-MER.		
		QUANTI- TÉS.	VALEUR.	QUANTI- TÉS.	VALEUR.	QUANTI- TÉS.	VALEUR.	
		francs.		francs.		francs.		
RÉGION DE LA MER DU NORD								
Harengs frais.....	Kilogr.	"	"	"	"	"	"	
Maquereaux frais.....	Idem.	"	"	"	"	"	"	
Sardines.....	Idem.	"	"	"	"	"	"	
Poissons divers.....	Idem.	2,750	2,200	13,240	15,226	1,690	5,070	
Crevettes... {	Idem.	grises ou roses.....	2,350	2,115	3,055	29,000	3,750	18,750
		salicoques dites bouquet..	"	"	"	"	"	"
Homards et langoustes.....	Idem.	"	"	"	"	"	"	
Crustacés divers.....	Idem.	"	"	2,600	4,000	"	"	
Huitres... {	Mille.	plates.....	"	"	"	"	"	
		portugaises.....	"	"	"	"	"	
Moules.....	Hectol.	35,230	191,380	7,835	96,624	120	3,600	
Coquilles de Saint-Jacques.....	Nombre.	"	"	"	"	"	"	
Mollusques divers.....	Hectol.	125	1,250	200	1,000	2,110	42,200	
Oursins.....	Nombre.	"	"	"	"	"	"	
Violets.....	Idem.	"	"	"	"	"	"	
Oiseaux de mer.....	Idem.	"	"	"	"	"	"	
Vers pour appâts.....	Kilogr.	"	"	"	"	"	"	
Lichen.....	Idem.	"	"	"	"	"	"	
Varech, goémon, pailleule.....	M. cube.	"	"	"	"	"	"	
Sables coquilliers, amendements marins.	Idem.	"	"	"	"	"	"	
Saumons.....	Kilogr.	"	"	"	"	"	"	
TOTAUX.....			196,945		145,850		69,620	

— 1922. (Suite.)

OUISTREHAM.		COURSEULLES.		GRANDCAMP- LES-BAINS.		SAINT-VAAST- LA HOUGUE.		FERMANVILLE.		CHERBOURG.	
QUANTI- TÉS.	VALEUR.	QUANTI- TÉS.	VALEUR.	QUANTI- TÉS.	VALEUR.	QUANTI- TÉS.	VALEUR.	QUANTI- TÉS.	VALEUR.	QUANTI- TÉS.	VALEUR.
francs.		francs.		francs.		francs.		francs.		francs.	
ET DE LA MANCHE. (Suite.)											
500	1,500	1,800	5,400	"	"	10,000	17,500	"	"	"	"
"	"	"	"	"	"	1,000	4,000	"	"	"	"
"	"	"	"	"	"	"	"	"	"	"	"
3,000	6,000	1,450	2,900	30,000	30,000	10,000	30,000	"	"	3,900	5,850
4,000	12,000	630	3,150	5,000	25,000	2,000	20,000	"	"	700	8,400
"	"	"	"	8,000	64,000	"	"	"	"	"	"
"	"	905	5,430	4,000	32,000	500	4,000	"	"	"	"
"	"	2,300	4,600	12,000	24,000	"	"	"	"	4,000	6,000
"	"	"	"	"	"	"	"	"	"	"	"
"	"	"	"	"	"	"	"	"	"	"	"
1,200	16,800	300	7,500	"	"	"	"	"	"	"	"
"	"	"	"	"	"	"	"	"	"	"	"
200	1,200	"	"	13,000	130,000	3,000	60,000	"	"	120	12,000
"	"	"	"	"	"	"	"	"	"	"	"
"	"	"	"	"	"	"	"	"	"	"	"
"	"	"	"	"	"	"	"	"	"	"	"
500	1,000	1,200	2,400	"	"	800	640	80	160	1,000	2,500
"	"	"	"	"	"	"	"	6,200	7,750	6,000	6,000
"	"	4,000	6,000	40,000	200,000	40,000	220,000	10,000	50,000	7,500	63,000
"	"	2,400	3,600	10,000	60,000	5,000	20,000	5,000	25,000	12,000	96,000
"	"	"	"	"	"	"	"	"	"	"	"
	38,500		40,980		565,000		376,140		82,910		199,750



PÊCHE À PIED.

DÉSIGNATION DES PRODUITS PÊCHÉS.	UNITÉS de QUANTITÉ.	OMONVILLE- LA-ROGUE.		CARTERET.		BLAINVILLÉ.	
		QUANTI- TÉS.	VALEUR.	QUANTI- TÉS.	VALEUR.	QUANTI- TÉS.	VALEUR.
		francs.		francs.		francs.	
RÉGION DE LA MER DU NORD							
Harengs frais .....	Kilogr.	6,000	12,000	100	450	2,500	5,000
Maquereaux frais.....	<i>Idem.</i>	"	"	"	"	4,000	16,000
Sardines .....	<i>Idem.</i>	"	"	"	"	"	"
Poissons divers.....	<i>Idem.</i>	20,000	40,000	800	4,000	30,000	150,000
Crevettes... {	<i>Idem.</i>	grises ou roses.....	"	"	"	2,000	16,000
		salicoques dites bouquet..	"	"	"	"	"
Homards et langoustes.....	<i>Idem.</i>	"	"	"	"	600	6,000
Crustacés divers.....	<i>Idem.</i>	10,000	20,000	"	"	"	"
Huitres... {	<i>Idem.</i>	plates.....	Mille.	"	"	600	54,000
		portugaises .....	"	"	"	"	"
Moules.....	Hectol.	"	"	"	"	"	"
Coquilles de Saint-Jacques.....	Nombre.	"	"	"	"	"	"
Mollusques divers .....	Hectol.	"	"	"	"	1,000	25,000
Oursins.....	Nombre.	"	"	"	"	"	"
Violet. ....	<i>Idem.</i>	"	"	"	"	"	"
Oiseaux de mer.....	<i>Idem.</i>	"	"	"	"	"	"
Vers pour appâts.....	Kilogr.	"	"	"	"	350	700
Lichen.....	<i>Idem.</i>	7,000	17,500	"	"	15,000	8,400
Varech, goémon, pailleule .....	M. cube.	"	"	"	"	25,000	250,000
Sables coquilliers, amendements marins.	<i>Idem.</i>	"	"	"	"	3,000	24,000
Saumons.....	Kilogr.	"	"	"	"	"	"
TOTAUX .....			89,500		4,450		555,100

— 1922. (Suite.)

DÉSIGNATION DES PRODUITS PÊCHÉS.	UNITÉS de QUANTITÉ.	REGNÉVILLE.		GRANVILLE.		CANCALE.		SAINT-MALO.		SAINT-JACUT.		DAHOUET- PLENEUF.		
		QUANTI- TÉS.	VALEUR.	QUANTI- TÉS.	VALEUR.	QUANTI- TÉS.	VALEUR.	QUANTI- TÉS.	VALEUR.	QUANTI- TÉS.	VALEUR.	QUANTI- TÉS.	VALEUR.	
		francs.		francs.		francs.		francs.		francs.		francs.		
ET DE LA MANCHE. ( Suite. )														
"	"	"	"	"	"	300	300	"	"	600	600	"	"	
"	"	"	"	"	"	250	500	"	"	1,150	2,300	2,800	11,200	
"	"	"	"	"	"	"	"	"	"	"	"	"	"	
"	"	22,580	135,480	20,000	20,000	4,000	4,000	2,050	8,200	11,915	11,915	5,000	15,000	
Crevettes... {	<i>Idem.</i>	grises ou roses.....	9,890	59,340	10,000	30,000	200	200	720	3,600	380	1,900	800	6,400
		salicoques dites bouquet..	1,500	15,000	2,000	20,000	500	1,000	"	"	"	"	"	"
Homards et langoustes.....	<i>Idem.</i>	600	7,200	800	7,688	50	350	1,240	12,400	680	4,080	300	2,400	
Crustacés divers.....	<i>Idem.</i>	15,500	62,000	1,500	15,000	100	100	"	"	2,060	4,120	3,000	6,000	
Huitres... {	<i>Idem.</i>	plates.....	1,450	21,000	20	2,700	500	42,500	"	"	"	"	"	"
		portugaises .....	"	"	"	"	"	"	"	"	"	"	"	"
Moules.....	Hectol.	"	"	"	"	10	100	"	"	135	1,350	800	3,200	
Coquilles de Saint-Jacques.....	Nombre.	"	"	"	"	"	"	"	"	"	"	"	"	
Mollusques divers .....	Hectol.	950	9,500	1,000	50,000	30	300	"	"	7,650	30,600	700	1,400	
Oursins.....	Nombre.	"	"	"	"	"	"	"	"	"	"	"	"	
Violet. ....	<i>Idem.</i>	"	"	"	"	"	"	"	"	"	"	"	"	
Oiseaux de mer.....	<i>Idem.</i>	600	1,200	"	"	"	"	"	"	"	"	"	"	
Vers pour appâts.....	Kilogr.	1,350	5,400	2,000	6,000	"	"	"	"	405	405	"	"	
Lichen.....	<i>Idem.</i>	"	"	"	"	"	"	"	"	"	"	"	"	
Varech, goémon, pailleule .....	M. cube.	"	"	1,200	18,000	100	1,000	790	4,950	650	3,900	3,500	35,000	
Sables coquilliers, amendements marins.	<i>Idem.</i>	200,000	800,000	1,000	10,000	"	"	"	"	940	2,820	2,000	4,000	
Saumons.....	Kilogr.	520	10,400	500	7,500	"	"	"	"	"	"	"	"	
TOTAUX .....			1,126,520		186,888		50,350		29,150		63,990		84,600	

PÊCHE À PIED.

DÉSIGNATION DES PRODUITS PÊCHÉS.	UNITÉS de QUANTITÉ.	PAIMPOL.		PLEUBIAN.		TRÉGUIER.	
		QUANTI- TÉS.	VALEUR.	QUANTI- TÉS.	VALEUR.	QUANTI- TÉS.	VALEUR.
		francs.		francs.		francs.	
RÉGION DE LA MER DU NORD							
Harengs frais.....	Kilogr.	"	"	"	"	"	"
Maquereaux frais.....	Idem.	"	"	"	"	"	"
Sardines.....	Idem.	"	"	"	"	"	"
Poissons divers.....	Idem.	"	"	2,000	4,000	1,700	3,400
Crevettes... {	Idem.	1,400	5,600	500	2,000	300	1,200
salicoques dites bouquet..	Idem.	"	"	"	"	470	2,820
Homards et langoustes.....	Idem.	"	"	500	2,000	150	1,200
Crustacés divers.....	Idem.	"	"	2,000	1,000	275	550
Huitres... {	Mille.	60	4,800	"	"	175	21,000
portugaises.....	Idem.	"	"	"	"	"	"
Moules.....	Hectol.	"	"	"	"	20	800
Coquilles de Saint-Jacques.....	Nombre.	"	"	"	"	"	"
Mollusques divers.....	Hectol.	225	4,500	200	6,000	130	10,400
Oursins.....	Nombre.	"	"	"	"	"	"
Violetes.....	Idem.	"	"	"	"	"	"
Oiseaux de mer.....	Idem.	"	"	"	"	"	"
Vers pour appâts.....	Kilogr.	"	"	"	"	"	"
Lichen.....	Idem.	"	"	6,000	3,600	100	50
Varech, goémon, pailleule.....	M. cube.	2,200	22,000	8,000	80,000	4,500	36,000
Sables coquilliers, amendements marins.	Idem.	"	"	"	"	300	2,400
Saumons.....	Kilogr.	"	"	"	"	"	"
TOTAUX.....			36,900		98,600		79,820

— 1922. (Suite.)

DÉSIGNATION DES PRODUITS PÊCHÉS.	UNITÉS de QUANTITÉ.	PORT-BLANC.		PERROS-GUIREC.		LANNION.		PLOUGASNOU.		MORLAIX.		ROSCOFF.	
		QUANTI- TÉS.	VALEUR.	QUANTI- TÉS.	VALEUR.	QUANTI- TÉS.	VALEUR.	QUANTI- TÉS.	VALEUR.	QUANTI- TÉS.	VALEUR.	QUANTI- TÉS.	VALEUR.
		francs.		francs.		francs.		francs.		francs.		francs.	
ET DE LA MANCHE. (Suite.)													
"	"	"	"	"	"	"	"	"	"	"	"	"	"
"	"	"	"	"	"	"	"	"	"	"	"	"	"
"	"	"	"	"	"	"	"	"	"	"	"	"	"
"	"	1,500	6,000	850	1,700	10,000	20,000	1,800	3,600	140	210	"	"
"	"	300	1,800	160	1,120	"	"	250	750	1,500	4,500	1,600	12,800
"	"	"	"	70	770	500	5,000	"	"	"	"	"	"
"	"	500	4,000	250	2,500	600	3,000	85	510	40	200	"	"
"	"	500	1,000	570	741	1,500	750	190	190	1,000	1,500	"	"
"	"	"	"	"	"	"	"	"	"	"	"	"	"
"	"	"	"	"	"	"	"	"	"	"	"	"	"
"	"	200	6,000	30	810	"	"	85	2,550	100	4,000	"	"
"	"	"	"	"	"	"	"	"	"	"	"	"	"
"	"	"	"	"	"	"	"	"	"	"	"	"	"
"	"	2,500	75,000	20	360	300	7,500	15	1,200	"	"	1,500	30,000
"	"	"	"	2,000	100	15,000	750	40,000	2,000	"	"	"	"
"	"	"	"	"	"	"	"	"	"	"	"	"	"
"	"	"	"	"	"	"	"	"	"	"	"	"	"
"	"	"	"	"	"	"	"	1,250	500	750	1,500	"	"
"	"	300	9,000	"	"	"	"	"	"	500	500	"	"
"	"	15,000	375,000	4,500	81,000	8,000	16,000	8,000	48,000	10,000	60,000	30,000	300,000
"	"	600	9,000	600	12,000	800	12,000	"	"	"	"	"	"
"	"	10	60	"	"	400	8,000	78	780	"	"	"	"
TOTAUX.....			486,860		101,101		73,000		60,080		72,410		342,800



PÊCHE A PIED.

DÉSIGNATION DES PRODUITS PÊCHÉS.	UNITÉS de QUANTITÉ.	PLOUNÉOUR- TREZ.		PLOUGUERNEAU.		L'ABER-WRACH.	
		QUANTI- TÉS.	VALEUR.	QUANTI- TÉS.	VALEUR.	QUANTI- TÉS.	VALEUR.
			francs.		francs.		francs.
RÉGION DE LA MER DU NORD							
Harengs frais .....	Kilogr.	"	"	"	"	"	"
Maquereaux frais .....	Idem.	"	"	"	"	"	"
Sardines .....	Idem.	"	"	"	"	"	"
Poissons divers .....	Idem.	5,000	7,500	2,000	6,000	6,700	13,400
Crevettes. {	Idem.	6,000	18,000	"	"	"	"
Crevettes. {	Idem.	"	"	6,000	36,000	1,500	15,000
Homards et langoustes.....	Idem.	"	"	"	"	"	"
Crustacés divers.....	Idem.	"	"	1,000	10,000	"	"
Huîtres... {	Mille.	"	"	"	"	"	"
Huîtres... {	Idem.	"	"	"	"	"	"
Moules.....	Hectol.	95	665	"	"	"	"
Coquilles de Saint-Jacques .....	Nombre.	"	"	"	"	"	"
Mollusques divers .....	Hectol.	90	360	"	"	"	"
Oursins.....	Nombre.	"	"	"	"	"	"
Violetes.....	Idem.	"	"	"	"	"	"
Oiseaux de mer.....	Idem.	"	"	"	"	"	"
Vers pour appâts.....	Kilogr.	400	400	2,000	4,000	720	720
Lichen.....	Idem.	"	"	18,000	18,000	6,000	3,000
Varech, goémon, pailleule.....	M. cube.	8,000	48,000	70,000	350,000	8,500	68,000
Sables coquilliers, amendements marins.	Idem.	5,000	5,000	"	"	"	"
Saumons .....	Kilogr.	"	"	"	"	"	"
TOTAUX .....			79,925		424,000		100,120

— 1922. (Suite.)

PORSPODER.		ÎLE MOLÈNE.		LE CONQUET.		AUTRES SYNDICATS.		TOTAUX DE LA RÉGION.	
QUANTI- TÉS.	VALEUR.	QUANTI- TÉS.	VALEUR.	QUANTI- TÉS.	VALEUR.	QUANTI- TÉS.	VALEUR.	QUANTITÉS.	VALEUR.
	francs.		francs.		francs.		francs.		francs.
ET DE LA MANCHE. (Fin.)									
"	"	"	"	"	"	15,270	27,540	58,820	106,750
"	"	"	"	"	"	30,620	59,694	53,360	119,854
"	"	"	"	"	"	100	200	100	200
"	"	5,300	5,300	"	"	40,597	83,759	534,642	1,250,261
1,350	8,100	"	"	120	900	9,069	47,826	111,609	493,367
"	"	100	600	"	"	3,000	17,475	34,090	242,365
"	"	300	1,500	"	"	5,788	20,559	19,629	132,339
625	1,875	1,200	600	325	325	8,507	20,076	84,141	215,451
"	"	"	"	"	"	41	3,210	2,846	149,210
"	"	"	"	200	6,000	1,612	16,748	39,175	541,157
"	"	"	"	"	"	10,000	5,100	10,000	5,100
1,150	2,875	"	"	225	2,250	1,793	34,861	197,093	2,515,916
"	"	"	"	"	"	"	"	57,000	2,850
"	"	"	"	"	"	"	"	"	"
"	"	100	100	"	"	80	800	1,104	3,396
12,750	76,500	3,000	1,500	"	"	120,921	241,415	279,872	602,352
"	"	"	"	"	"	"	"	65,100	73,800
7,500	90,000	800	8,000	9,500	95,000	16,428	159,060	343,718	2,697,160
"	"	"	"	"	"	5,170	36,220	253,810	1,122,040
"	"	"	"	"	"	"	"	2,567	41,428
.....	179,350	.....	17,600	.....	104,475	.....	774,543	.....	10,344,996

PÊCHE A PIED.

DESIGNATION DES PRODUITS PÊCHÉS.	UNITÉS de QUANTITÉ.	BREST.		AUDIERNE.		LOCTUDY ET PONT-L'ABBÉ.	
		QUANTI- TÉS.	VALEUR.	QUANTI- TÉS.	VALEUR.	QUANTI- TÉS.	VALEUR.
			francs.		francs.		francs.
RÉGION DE							
Harengs frais.....	Kilogr.	"	"	"	"	"	"
Maquereaux frais.....	Idem.	"	"	"	"	"	"
Sardines.....	Idem.	"	"	"	"	"	"
Poissons divers.....	Idem.	"	"	"	"	"	"
Crevettes.. { grises ou roses.....	Idem.	1,580	18,960	"	"	500	2,000
	{ salicoques dites bouquet..	Idem.	"	"	"	"	"
Homards et langoustes.....	Idem.	"	"	"	"	97	576
Crustacés divers.....	Idem.	"	"	"	"	300	225
Huitres... { plates.....	Mille.	"	"	"	"	"	"
	{ portugaises.....	Idem.	"	"	"	"	"
Moules.....	Hectol.	"	"	"	"	500	7,500
Coquilles de Saint-Jacques.....	Nombre.	"	"	"	"	300	225
Mollusques divers.....	Hectol.	5,870	211,320	"	"	1,694	44,065
Oursins.....	Nombre.	"	"	"	"	"	"
Violetes.....	Idem.	"	"	"	"	"	"
Oiseaux de mer.....	Idem.	"	"	"	"	"	"
Vers pour appâts.....	Kilogr.	"	"	"	"	"	"
Lichen.....	Idem.	"	"	12,000	48,000	"	"
Varech, goémon, pailleule.....	M. cube.	"	"	40,000	320,000	5,350	21,400
Sables coquilliers, amendements marins.	Idem.	"	"	"	"	"	"
Saumons.....	Kilogr.	"	"	"	"	"	"
TOTAUX.....			230,280		368,000		75,991

1922. (Suite.)

QUANTITÉS.	VALEUR.	QUIMPER.		CONCARNEAU.		DOËLAN.		PORT-LOUIS.		QUIBERON.	
		QUANTI- TÉS.	VALEUR.	QUANTI- TÉS.	VALEUR.	QUANTI- TÉS.	VALEUR.	QUANTI- TÉS.	VALEUR.	QUANTI- TÉS.	VALEUR.
			francs.		francs.		francs.		francs.		francs.
L'OCÉAN.											
"	"	"	"	"	"	"	"	"	"	"	"
"	"	"	"	"	"	"	"	"	"	"	"
"	"	"	"	"	"	"	"	"	"	"	"
2,000	6,000	2,900	7,250	1,090	2,540	2,500	5,000	2,200	15,400		
"	"	1,200	9,600	"	"	4,000	32,000	"	"		
2,000	12,000	"	"	1,600	8,300	"	"	"	"		
"	"	"	"	"	"	"	"	"	"	150	900
1,000	250	"	"	"	"	"	"	"	"	"	"
"	"	"	"	"	"	"	"	"	"	400	18,000
"	"	"	"	"	"	"	"	"	"	"	"
"	"	"	"	12	1,200	"	"	"	"	"	"
"	"	"	"	"	"	"	"	"	"	"	"
"	"	75	5,600	17	3,750	1,500	90,000	"	"	"	"
"	"	"	"	"	"	"	"	"	"	"	"
"	"	"	"	"	"	"	"	"	"	"	"
"	"	"	"	"	"	"	"	"	"	4,800	4,800
"	"	"	"	"	"	"	"	"	"	4,800	4,800
"	"	"	"	"	"	"	"	"	"	3,600	3,600
1,500	15,000	32,000	1 8,000	20,000	100,000	2,800	11,200	2,800	33,600		
200	2,000	9,500	76,000	20,000	200,000	"	"	"	"		
"	"	"	"	"	"	"	"	"	"	"	"
"	"	"	"	"	"	"	"	"	"	"	"
	35,250		246,450		315,700		143,000		71,500		



PÊCHE À PIED

DÉSIGNATION DES PRODUITS PÊCHÉS.	UNITÉS de QUANTITÉ.	AURAY.		DAMGAN		LA ROCHE-BERNARD	
		QUANTI- TÉS.	VALEUR.	QUANTI- TÉS.	VALEUR.	QUANTI- TÉS.	VALEUR.
			francs.		francs.		francs.
Harengs frais.....	Kilogr.	"	"	"	"	"	"
Maquereaux frais.....	Idem.	"	"	"	"	"	"
Sardines.....	Idem.	"	"	"	"	"	"
Poissons divers.....	Idem.	5,400	14,820	650	1,950	"	"
Crevettes. . . { grises ou roses.....	Idem.	1,320	9,240	185	1,110	"	"
	Idem.	"	"	"	"	435	2,958
Homards et langoustes.....	Idem.	350	2,800	90	810	"	"
Crustacés divers.....	Idem.	2,000	5,000	120	240	"	"
Huitres. . . { plates.....	Mille.	"	"	"	"	"	"
	Idem.	"	"	"	"	"	"
Moules.....	Hectol.	10	450	200	8,000	2,375	27,075
Coquilles de Saint-Jacques.....	Nombre.	"	"	"	"	"	"
Mollusques divers.....	Hectol.	300	30,000	325	21,125	30	1,849
Oursins.....	Nombre.	"	"	"	"	"	"
Violetes.....	Idem.	"	"	"	"	"	"
Oiseaux de mer.....	Idem.	"	"	"	"	771	2,390
Vers pour appâts.....	Kilogr.	"	"	"	"	"	"
Lichen.....	Idem.	"	"	"	"	"	"
Varech, goémon, pailleule.....	M. cube.	3,500	35,000	750	3,750	880	1,760
Sables coquilliers, amendements marins.	Idem.	"	"	"	"	"	"
Saumons.....	Kilogr.	"	"	"	"	"	"
TOTAUX.....			97,310		36,985		36,032

RÉGION DE L'Océan. (Suite.)

— 1922. (Suite.)

DÉSIGNATION DES PRODUITS PÊCHÉS.	UNITÉS de QUANTITÉ.	LA TURBALLE.		LE CROISIC.		LE POULIGUEN.		PAIMBOEUF.		PORNIC.	
		QUANTI- TÉS.	VALEUR.	QUANTI- TÉS.	VALEUR.	QUANTI- TÉS.	VALEUR.	QUANTI- TÉS.	VALEUR.	QUANTI- TÉS.	VALEUR.
			francs.		francs.		francs.		francs.		francs.
Harengs frais.....	Kilogr.	"	"	"	"	"	"	"	"	"	"
Maquereaux frais.....	Idem.	"	"	"	"	"	"	"	"	"	"
Sardines.....	Idem.	"	"	"	"	"	"	"	"	"	"
Poissons divers.....	Idem.	215	322	700	2,100	200	700	2,500	10,000	3,500	6,300
Crevettes. . . { grises ou roses.....	Idem.	210	630	"	"	1,100	9,350	3,800	11,400	26,000	78,000
	Idem.	"	"	"	"	"	"	"	"	300	2,400
Homards et langoustes.....	Idem.	"	"	"	"	"	"	"	"	"	"
Crustacés divers.....	Idem.	275	69	"	"	"	"	"	"	3,000	4,500
Huitres. . . { plates.....	Mille.	"	"	"	"	"	"	"	"	"	"
	Idem.	"	"	"	"	"	"	"	"	"	"
Moules.....	Hectol.	"	"	150	3,000	600	9,000	"	"	42,000	840,000
Coquilles de Saint-Jacques.....	Nombre.	"	"	"	"	"	"	"	"	"	"
Mollusques divers.....	Hectol.	"	"	25,000	300,000	15	3,000	"	"	"	"
Oursins.....	Nombre.	"	"	"	"	"	"	"	"	"	"
Violetes.....	Idem.	"	"	"	"	"	"	"	"	"	"
Oiseaux de mer.....	Idem.	"	"	"	"	"	"	"	"	1,200	3,600
Vers pour appâts.....	Kilogr.	15	67	"	"	"	"	"	"	"	"
Lichen.....	Idem.	"	"	"	"	"	"	"	"	"	"
Varech, goémon, pailleule.....	M. cube.	1,200	30,000	3,000	15,000	11,000	77,000	1,000	4,000	"	"
Sables coquilliers, amendements marins.	Idem.	"	"	"	"	"	"	"	"	"	"
Saumons.....	Kilogr.	"	"	"	"	"	"	2,500	50,000	100	1,500
TOTAUX.....			31,088		320,100		99,050		75,400		936,300

PÊCHE À PIED.

— 1922. (Suite.)

DÉSIGNATION DES PRODUITS PÊCHÉS.	UNITÉS de QUANTITÉ.	NOIRMOUTIER.		BARBÂTRE.		BEAUVOIR-SUR-MER.		SAINT-GILLES-SUR-VIE.		LES SABLES-D'OLONNE.		MARANS.		LA ROCHELLE.		S <sup>t</sup> -MARTIN-DE-RÉ ET LOIX.	
		QUANTITÉS.	VALEUR.	QUANTITÉS.	VALEUR.	QUANTITÉS.	VALEUR.	QUANTITÉS.	VALEUR.	QUANTITÉS.	VALEUR.	QUANTITÉS.	VALEUR.	QUANTITÉS.	VALEUR.	QUANTITÉS.	VALEUR.
			francs.		francs.		francs.		francs.		francs.		francs.		francs.		francs.
RÉGION DE L'Océan. (Suite.)																	
Harengs frais.....	Kilogr.	"	"	"	"	"	"	"	"	"	"	"	"	2,520	5,040	"	"
Maquereaux frais.....	Idem.	"	"	"	"	"	"	"	"	"	"	"	"	"	"	"	"
Sardines.....	Idem.	"	"	"	"	"	"	"	"	"	"	"	"	"	"	"	"
Poissons divers.....	Idem.	14,200	26,270	700	1,750	"	"	"	"	60,000	180,000	40,000	120,000	6,300	12,600	2,500	5,000
Crevettes... {	Idem.	grises ou roses.....	4,100	32,800	800	1,920	3,300	3,375	"	"	"	"	"	4,200	12,600	"	"
		salicoques dites bouquet..	"	"	"	"	"	"	1,800	12,600	"	"	"	"	2,600	26,000	800
Homards et langoustes.....	Idem.	80	640	"	"	"	"	800	5,600	"	"	"	"	"	"	"	"
Crustacés divers.....	Idem.	17,800	6,230	"	"	"	"	6,000	6,000	6,000	18,000	20,000	30,000	6,800	13,600	1,200	600
Huitres... {	Mille.	plates.....	"	"	"	"	"	"	"	"	"	"	"	"	"	"	"
		portugaises.....	40	3,200	"	"	"	"	"	"	"	6,000	90,000	75,000	900,000	10,000	80,000
Moules.....	Hectol.	510	25,500	850	8,500	"	"	"	"	"	"	"	"	3,000	60,000	"	"
Coquilles de Saint-Jacques.....	Nombre.	"	"	"	"	"	"	"	"	"	"	"	"	"	"	"	"
Mollusques divers.....	Hectol.	30	6,000	500	9,375	372	9,300	"	"	600	14,400	1,500	37,500	"	"	150	7,500
Oursins.....	Nombre.	"	"	"	"	"	"	"	"	"	"	"	"	"	"	"	"
Violets.....	Idem.	"	"	"	"	"	"	"	"	"	"	"	"	"	"	"	"
Oiseaux de mer.....	Idem.	"	"	"	"	"	"	"	"	"	"	1,400	8,400	"	"	"	"
Vers pour appâts.....	Kilogr.	"	"	"	"	"	"	"	"	"	"	"	"	"	"	"	"
Lichen.....	Idem.	"	"	"	"	"	"	"	"	"	"	"	"	"	"	"	"
Varech, goémon, pailleule.....	M. cube.	28,700	189,600	700	7,000	"	"	10,000	50,000	15,000	105,000	"	"	"	"	2,500	7,500
Sables coquilliers, amendements marins.	Idem.	"	"	"	"	"	"	"	"	"	"	"	"	"	"	"	"
Saumons.....	Kilogr.	"	"	"	"	"	"	"	"	"	"	"	"	"	"	"	"
<b>TOTAUX.....</b>			<b>290,240</b>		<b>28,545</b>		<b>12,675</b>		<b>74,200</b>		<b>317,400</b>		<b>285,900</b>		<b>1,029,840</b>		<b>104,600</b>





DÉSIGNATION DES PRODUITS PÊCHÉS.	UNITÉS de QUANTITÉ.	ARÈS.		GUJAN-MESTRAS.		LA TESTE.		ARCACHON.		BAYONNE.		AUTRES SYNDICATS.		TOTAUX DE LA RÉGION.	
		QUANTITÉS.	VALEUR.	QUANTITÉS.	VALEUR.	QUANTITÉS.	VALEUR.	QUANTITÉS.	VALEUR.	QUANTITÉS.	VALEUR.	QUANTITÉS.	VALEUR.	QUANTITÉS.	VALEUR.
			francs.		francs.		francs.		francs.		francs.		francs.		francs.
RÉGION DE L'Océan. (Fin.)															
Harengs frais.....	Kilogr.	"	"	"	"	"	"	"	"	"	"	"	"	2,520	5,040
Maquereaux frais.....	Idem.	"	"	"	"	"	"	"	"	"	"	"	"	"	"
Sardines .....	Idem.	"	"	"	"	"	"	"	"	"	"	"	"	"	"
Poissons divers.....	Idem.	"	"	"	"	"	"	"	"	15,000	48,000	39,525	100,519	232,370	697,521
Crevettes... { grises ou roses.....	Idem.	"	"	2,000	10,000	380	4,560	9,000	72,000	5,000	25,000	7,555	31,305	87,280	394,650
{ salicoques dites bouquet..	Idem.	"	"	"	"	"	"	"	"	"	"	4,490	17,370	17,025	100,628
Homards et langoustes.....	Idem.	"	"	"	"	"	"	"	"	"	"	230	1,580	1,837	12,906
Crustacés divers.....	Idem.	"	"	8,000	8,000	640	192	10,000	5,000	"	"	9,465	7,850	132,400	146,356
Huitres... { plates.....	Mille.	"	"	"	"	"	"	"	"	"	"	17	1,750	417	19,750
{ portugaises.....	Idem.	50	2,000	"	"	50	2,000	"	"	"	"	235,945	2,231,250	453,785	4,735,700
Moules.....	Hectol.	"	"	"	"	460	13,800	"	"	"	"	2,723	48,525	55,890	1,105,850
Coquilles de Saint-Jacques.....	Nombre.	"	"	"	"	"	"	"	"	"	"	"	"	300	225
Mollusques divers.....	Hectol.	"	"	1,000	10,000	620	12,400	4,000	40,000	"	"	2,108	97,055	71,361	1,282,739
Oursins.....	Nombre.	"	"	"	"	"	"	"	"	"	"	"	"	"	"
Violetes.....	Idem.	"	"	"	"	"	"	"	"	"	"	"	"	"	"
Oiseaux de mer.....	Idem.	"	"	"	"	"	"	"	"	"	"	300	450	3,671	14,840
Vers pour appâts.....	Kilogr.	"	"	"	"	"	"	"	"	"	"	350	2,200	8,765	10,667
Lichen.....	Idem.	"	"	"	"	"	"	"	"	"	"	3,800	11,400	15,800	59,400
Varech, goémon, pailleule.....	M. cube.	"	"	"	"	"	"	"	"	"	"	33,736	283,035	244,416	1,541,845
Sables coquilliers, amendements marins.	Idem.	"	"	"	"	"	"	"	"	"	"	30	120	31,730	288,120
Saumons.....	Kilogr.	"	"	"	"	"	"	"	"	"	"	1,226	18,390	3,826	69,890
TOTAUX.....			2,000		28,000		32,952		117,000		73,000		2,852,799		10,486,127



PÊCHE A PIED.

— 1922. (Suite et fin.)

DÉSIGNATION DES PRODUITS PÊCHÉS.	UNITÉS de QUANTITÉ.	MANCHE.		OCÉAN.		MEDITERRANÉE.		ALGÉRIE.		TOTAUX GÉNÉRAUX de LA PÊCHE À PIED.		
		QUANTITÉS.	VALEUR.	QUANTITÉS.	VALEUR.	QUANTITÉS.	VALEUR.	QUANTITÉS.	VALEUR.	QUANTITÉS.	VALEUR.	
												francs.
<b>RÉCAPITULATION.</b>												
Harengs frais.....	Kilogr.	58,820	106,750	2,520	5,040	"	"	"	"	61,340	111,790	
Maquereaux frais.....	Idem.	53,360	119,854	"	"	"	"	"	"	53,360	119,854	
Sardines.....	Idem.	100	200	"	"	"	"	"	"	100	200	
Poissons divers.....	Idem.	534,642	1,250,261	232,370	697,521	2,239	7,367	1,635	1,635	770,886	1,956,784	
Crevettes.....	Idem.	grises ou roses.....	111,609	493,367	87,280	394,650	"	"	"	"	198,889	888,017
		salicoques dites bouquet.....	34,090	242,365	17,025	100,628	"	"	"	"	51,115	342,993
Homards et langoustes.....	Idem.	19,629	132,339	1,837	12,906	"	"	"	"	21,466	145,245	
Crustacés divers.....	Idem.	84,141	215,451	132,400	146,356	180	180	"	"	216,721	361,987	
Huîtres.....	Mille.	plates.....	2,846	149,210	417	19,750	"	"	"	"	3,263	168,960
		portugaises.....	"	"	453,785	4,735,700	"	"	"	"	453,785	4,735,700
Moules.....	Hectol.	39,175	541,157	55,890	1,105,850	30	600	"	"	95,095	1,647,607	
Coquilles de Saint-Jacques.....	Nombre.	10,000	5,100	300	225	"	"	"	"	10,300	5,325	
Mollusques divers.....	Hectol.	197,093	2,545,916	71,361	1,282,739	76	5,904	"	"	268,530	3,834,559	
Oursins.....	Nombre.	57,000	2,850	"	"	6,000	250	1,500	300	63,500	3,400	
Violet.....	Idem.	"	"	"	"	"	"	"	"	"	"	
Oiseaux de mer.....	Idem.	1,104	3,396	3,671	14,840	"	"	"	"	4,775	18,236	
Vers pour appâts.....	Kilogr.	279,872	602,352	8,765	10,667	"	"	"	"	288,637	613,019	
Lichen.....	Idem.	65,100	73,800	15,800	59,400	"	"	"	"	80,900	133,200	
Varech, goémon, pailleule.....	Mètre cube.	343,718	2,697,160	244,416	1,541,845	"	"	"	"	588,134	4,239,005	
Sables coquilliers, amendements marins.....	Idem.	253,810	1,122,040	31,730	288,120	"	"	"	"	285,540	1,410,160	
Saumons.....	Kilogr.	2,567	41,428	3,826	69,890	"	"	"	"	6,393	111,318	
<b>TOTAUX.....</b>			<b>10,344,996</b>		<b>10,486,127</b>		<b>14,301</b>		<b>1,935</b>		<b>20,847,359</b>	

VIII, IX ET X

OSTRÉICULTURE

---

MYTILICULTURE ET ÉTABLISSEMENTS COQUILLIERS

---

RÉSERVOIRS À POISSONS ET À CRUSTACÉS



OSTRÉICULTURE. —

PORTS ou SYNDICATS.	ÉTABLISSEMENTS.			EXIS- TANT dans les ÉTABLISSE- MENTS au 30 juin 1921.	ENTRÉES.				HUI- TRES NÉES dans les éta- blisse- ments.	
	NATURE.	NOMBRE.	SUPERFICIE.		QUANTI- TÉS prove- nant de la pêche.	QUANTI- TÉS provenant d'autres éta- blisse- ments français.	QUANTI- TÉS impor- tées de l'étran- ger.	TOTAL des quantités entrées.		
										Mille.
			h. a. c.	Mille.	Mille.	Mille.	Mille.	Mille.	Mille.	
RÉGION DE LA MER DU NORD										
Boulogne-sur-Mer .	Parc à huitres.	1	3 75 00	15,9	"	29	15	44	"	
Ouistreham.....	Idem.	1	64 00	2	"	6,2	"	6,2	"	
Courseulles.....	Parcs	13	1 88 84	130	"	1,421	"	1,421	"	
	sur propriétés privées.									
S <sup>t</sup> -Vaast-la-Hougue.	Parcs.	58	22 89 31	3,746	3,403	"	"	3,403	"	
Blainville.....	Idem.	1	15 00	30	100	"	"	100	"	
Granville.....	Idem.	11	1 55 74	72	300	"	"	300	"	
Cancale.....	Parcs et étalags.	1,322	47 15 75	13,521	6,777	"	"	6,777	"	
Paimpol.....	Parcs d'huitres.	13	8 00 00	1,347	90	"	"	90	240	
Tréguier.....	Idem.	5	1 46 00	1,432	850	"	"	850	2	
Plougasnou.....	Idem.	13	41 50 00	9,272	"	"	700	700	"	
Plouguerneau....	Idem.	1	1 18 58	170	"	"	"	"	"	
L'Aber-Wrach....	Idem.	15	14 04 52	695	"	"	3,200	3,200	"	
TOTAUX de la région de la Mer du Nord et de la Manche.....		1,454	144 22 74	30,432,9	11,520	1,456,2	3,915	16,891,2	242	

RÉGION DE										
Brest.....	Parc à huitres.	1	1 00 00	164	"	"	"	"	"	"
Plougastel-Daoulas.	Idem.	5	7 45 00	138	1,144	"	"	1,144	"	"
Le Faou.....	Idem.	5	1 05 00	3,608	787	"	"	787	7	"
Loctudy.....	Idem.	8	4 57 07	1,033	60	"	"	60	"	"
Quimper.....	Idem.	1	30 00	1	1,2	"	"	1,2	"	"
Concarneau.....	Idem.	23	15 04 14	2,182	"	30	300	330	10	"
Doëlan.....	Idem.	103	18 54 50	10,500	1,500	2,250	900	4,650	18	"
Etel.....	Parcs et claires.	231	134 31 56	18,316	7	4,800	90	4,897	"	"
La Tripité-sur-Mer.	Idem.	96	46 89 13	13,224	80	"	100	180	5,000	"
Auray.....	Parcs.	459	198 38 17	176,444	556	"	100	656	20,000	"
Larmor-Baden....	Parcs et claires.	162	82 25 00	6,345	75	6,000	100	6,175	10,000	"
L'Isle-aux-Moines..	Idem.	25	38 01 06	11,659	"	155	"	155	"	"
Vannes.....	Parcs.	45	34 37 28	426	25	900	"	925	"	"
Séné.....	Idem.	143	8 84 64	740	220	142	"	362	"	"

Huitres plates.

SORTIES.												HUITRES PERDUES.	EXIS- TANT dans les ÉTABLISSE- MENTS au 30 juin 1922.
QUANTITÉS livrées à d'autres établissements				QUANTITÉS livrées à la consommation				TOTAL des quantités sorties.					
de France.		de l'étranger.		pour la France.		pour l'étranger.							
Mille.	Valeur.	Mille.	Valeur.	Mille.	Valeur.	Mille.	Valeur.	Mille.	Valeur.	Mille.	Mille.		
	francs.		francs.		francs.		francs.		francs.				
ET DE LA MANCHE.													
"	"	"	"	50,8	7,620	"	"	50,8	7,620	"	9,1		
"	"	"	"	6,2	1,550	"	"	6,2	1,550	"	2		
"	"	"	"	1,400	210,000	"	"	1,400	210,000	85	66		
250	43,000	"	"	2,480	426,586	"	"	2,730	469,586	2,050	2,369		
"	"	"	"	60	7,200	"	"	60	7,200	20	50		
"	"	"	"	270	24,300	"	"	270	24,300	19	83		
"	"	"	"	10,555	791,625	"	"	10,555	791,625	5,570	4,173		
"	"	"	"	250	20,000	"	"	250	20,000	750	677		
1,540	154,000	"	"	280	42,000	"	"	1,820	196,000	404	60		
500	57,800	"	"	619	55,160	"	"	1,119	112,960	4,703	4,150		
"	"	"	"	90	8,500	"	"	90	8,500	"	80		
"	"	"	"	1,880	286,800	"	"	1,880	286,800	2,015	"		
2,290	254,800	"	"	17,941	1,881,341	"	"	20,231	2,136,141	15,616	11,719,1		

L'Océan.

90	15,120	"	"	"	"	90	15,120	38	36		
1,125	168,750	"	"	25	4,200	1,150	172,950	92	40		
"	"	"	"	850	90,500	850	90,500	655	2,897		
"	"	"	"	30	6,500	30	6,500	35	1,028		
"	"	"	"	1	70	1	70	0,7	0,5		
45	4,500	"	"	161	42,984	206	47,484	950	1,366		
"	"	"	"	5,361	726,000	100	24,000	5,461	750,000	5,107	4,600
2,450	245,000	5,780	578,000	1,405	210,750	"	"	9,635	1,033,750	7,500	6,078
4,500	360,000	1,500	150,000	200	30,000	"	"	6,200	540,000	9,000	3,204
35,000	2,400,000	100	15,000	1,000	150,000	"	"	36,100	2,565,000	130,000	31,000
9,000	900,000	"	"	100	15,000	"	"	9,100	915,000	8,000	5,420
2,030	243,600	"	"	1,600	320,000	"	"	3,630	563,600	3,544	4,640
380	13,300	"	"	150	30,000	"	"	530	43,300	405	416
"	"	"	"	455	91,000	"	"	455	91,000	330	317

OSTRÉICULTURE. —

PORTS ou SYNDICATS.	ÉTABLISSEMENTS.			EXIS- TANT dans les ÉTABLISSE- MENTS au 30 juin 1921.	ENTRÉES.				HUI- TRES NÉES dans les éta- blisse- ments.	
	NATURE.	NOMBRE.	SUPERFICIE.		QUANTI- TÉS prove- nant de la pêche.	QUANTI- TÉS prove- nant d'autres éta- blisse- ments français.	QUANTI- TÉS impor- tées de l'étran- ger.	TOTAL des quantités entrées.		
										Mille.
			h. a. c.							
RÉGION DE L'Océan.										
Port-Navalo.....	Parcs.	5	7 64 49	746	"	180	"	180	"	
Sarzeau.....	Idem.	12	7 70 54	1,697	"	"	"	"	"	
Damgan.....	Idem.	285	33 07 29	1,418	"	"	"	"	"	
Pédestin.....	Idem.	27	3 18 24	28	"	"	"	"	3	
Le Croisic.....	Claires.	2	1 80 90	416	481	135	"	616	"	
Le Pouliguen....	Dépôts.	2	80 00	9	"	655	"	655	"	
Beauvoir-sur-Mer..	Parcs.	1	5 60	"	"	77	"	77	"	
Les Sables-d'Olonne	Parcs d'engraissement.	215	23 03 75	950	"	5,000	"	5,000	"	
Saint-Martin, Ars et Loix.....	Claires.									3
Château-d'Oléron..	Viviers.	897	155 04 97	23,000	400	9,000	100	9,500	"	
	Claires.	150	5 08 51	"	"	"	"	"	"	
Marennes.....	Viviers et claires.	408	378 00 00	15,520	"	15,000	"	15,000	"	
La Tremblade....	Idem.	1,211	393 04 47	20,158	"	50,000	"	50,000	"	
L'Éguille.....	Claires.	742	465 72 00	6,000	"	5,000	"	5,000	"	
Arès.....	Parcs.	220	83 19 27	34,420	"	"	"	"	8,000	
Gujan-Mestras....	Idem.	137	50 28 35	78,250	"	"	"	"	38,000	
La Teste.....	Idem.	414	197 80 00	83,586	"	"	"	"	200	
Arcachon.....	Idem.	917	410 09 38	16,500	"	11,600	"	11,600	15,000	
Caphreton.....	Caisses dites «ambulances».	6	5 10 50	68	"	540	"	540	"	
TOTAUX de la région de l'Océan.....		6,961	2,815 44 81	527,762	5,336,2	111,544	1,690	118,570,2	96,235	

RÉGION DE LA MÉDITERRANÉE.										
Antibes.....	Dépôts.	1	22	"	"	0,5	"	0,5	"	
Cannes.....	Reserves, viviers.	2	1 03	"	"	90	"	90	"	
Bonifacio.....	Parcs.	1	74 00	32	"	"	"	"	48	
TOTAUX de la région de la Méditerranée (France et Corse).....		4	75 25	32	"	90,5	"	90,5	48	
TOTAUX GÉNÉRAUX.....		8,419	2,960 42 80	558,226,9	16,856,2	113,090,7	5,605	135,551,9	96,528	

Huîtres plates. (Suite et fin.)

SORTIES.												HUITRES PERDUES.	EXIS- TANT dans les ÉTABLISSE- MENTS au 30 juin 1921.
QUANTITÉS livrées à d'autres établissements				QUANTITÉS livrées à la consommation				TOTAL des quantités sorties.					
de France.		de l'étranger.		pour la France.		pour l'étranger.		Mille.	Valeur. francs.				
Mille.	Valeur. francs.	Mille.	Valeur. francs.	Mille.	Valeur. francs.	Mille.	Valeur. francs.			Mille.	Valeur. francs.	Mille.	Mille.
L'Océan. (Suite.)													
"	"	"	"	265	53,000	"	"	265	53,000	277	384		
"	"	"	"	600	125,000	"	"	600	125,000	622	475		
"	"	"	"	500	112,500	"	"	500	112,500	692	226		
"	"	"	"	13	1,560	"	"	13	1,560	8	10		
"	"	"	"	410	60,000	"	"	410	60,000	80	542		
"	"	"	"	636	82,310	"	"	636	82,310	13	15		
"	"	"	"	77	8,790	"	"	77	8,790	"	"		
"	"	"	"	1,200	80,000	"	"	1,200	80,000	3,500	1,250		
"	"	"	"	100	10,000	"	"	100	10,000	3	193		
4,887	977,400	"	"	1,322	295,911	291	66,109	6,500	1,339,420	14,000	12,000		
"	"	"	"	2,228	337,600	"	"	2,228	337,600	15,292	13,000		
"	"	"	"	35,215	6,872,000	"	"	35,215	6,872,000	17,943	17,000		
"	"	"	"	965	194,000	"	"	965	194,000	5,035	5,000		
"	"	"	"	9,500	980,000	"	"	9,500	980,000	9,420	23,500		
15,000	125,000	"	"	10,500	1,388,000	"	"	25,500	1,513,000	5,000	85,750		
"	"	"	"	1,211	137,960	"	"	1,211	137,960	7,400	75,175		
2,000	200,000	"	"	19,000	1,900,000	8,100	810,000	29,100	2,910,000	5,000	9,000		
"	"	"	"	322	38,640	"	"	322	38,640	180	106		
76,507	5,052,670	7,380	743,000	95,402	14,394,275	8,491	900,109	187,780	21,090,054	250,121,7	304,668,5		

(FRANCE ET CORSE.)													
"	"	"	"	0,5	135	"	"	0,5	135	"	"		
"	"	"	"	80	33,000	"	"	80	33,000	10	"		
"	"	"	"	15	559	"	"	15	559	5	60		
"	"	"	"	95,5	33,694	"	"	95,5	33,694	15	60		
78,797	5,907,470	7,380	743,000	113,438,5	16,309,310	8,491	900,109	208,106,5	23,859,889	265,752,7	316,447,6		



OSTRÉICULTURE. —

Huîtres portugaises.

PORTS ou SYNDICATS.	ÉTABLISSEMENTS.			EXIS- TANT dans les ÉTABLISSE- MENTS au 30 juin 1921.	ENTRÉES.				HUÎ- TRES NÉS dans les éta- blisse- ments.
	NATURE.	NOMBRE.	SUPERFICIE.		QUANTI- TÉS prove- nant de la pêche.	QUANTI- TÉS provena- nt d'autres éta- blisse- ments français.	QUANTI- TÉS impor- tées de l'étran- ger.	TOTAL des quantités entrées.	

SORTIES.										HUÎTRES PERDUES.	EXIS- TANT dans les ÉTABLISSE- MENTS au 30 juin 1922.
QUANTITÉS livrées à d'autres établissements				QUANTITÉS livrées à la consommation				TOTAL des quantités sorties.			
de Franco.		de l'étranger.		pour la Franco.		pour l'étranger.		Mille.	Valeur.		

RÉGION DE LA MER DU NORD

Courseulles . . . . .	Parcs sur propriétés privées. } Parcs.	"	"	"	"	393	"	393	"
S <sup>t</sup> -Vaast-la-Hougue.		37	8 10 91	323	"	1,020	"	1,020	"
Totaux de la région de la Mer du Nord et de la Manche. . . . .		37	8 10 91	323	"	1,413	"	1,413	"

ET DE LA MANCHE.

"	"	"	"	322	38,640	"	"	322	38,640	60	11
"	"	"	"	532	56,392	"	"	532	56,392	232	579
"	"	"	"	854	95,032	"	"	854	95,032	292	590

RÉGION DE

Concarneau . . . . .	Parcs.	1	40 00	"	"	218	"	218	"
Damgan . . . . .	Idem.	"	"	"	5	"	"	5	"
Saint Gilles-sur-Vie.	Dépôts.	3	3 92	1	"	88	"	88	"
Le Croisic . . . . .	Parcs.	2	1 80 90	18	250	"	"	250	"
Beauvoir-sur-Mer . . . . .	Idem.	1	5 60	"	"	312	"	312	"
Les Sables-d'Olonne	Parcs d'engraissement.	14	2 35 00	470	"	1,500	"	1,500	"
La Rochelle . . . . .	Parcs.	2,254	180 36 06	47,738	"	"	"	"	78,133
Saint-Martin, Ars et Loix . . . . .	Parcs et claires.	640	45 08 00	19,200	8,000	"	"	8,000	7,000
La Flotte . . . . .	Parcs.	1,695	71 80 15	7,000	3,000	"	"	3,000	28,000
Le Château-d'Oléron } Port-des-Barques . . . . .	Viviers. } Claires. }	3,532 } 559 }	456 44 91 } 20 68 76 }	70,000 } 70,000 }	150,000 } 70,000 }	" } "	" } "	220,000 } 10,000 }	10,000 } 1,815 }
Marennes . . . . .	Parcs.	482	38 88 65	"	"	"	"	"	1,815
La Tremblade . . . . .	Viviers, claires, dépôts.	3,506	378 93 66	66,260	15,000	75,000	"	90,000	30,000
L'Éguille . . . . .	Idem.	458	63 03 94	43,556	20,000	130,000	"	150,000	10,000
Le Verdon . . . . .	Viviers et dépôts.	157	4 65 95	17,000	15,000	15,000	"	30,000	1,000
Arès . . . . .	Dépôts.	8	2 09 00	150	600	"	"	600	"
Gujan-Mestras . . . . .	Parcs.	280	101 03 09	42,010	20,000	"	"	20,000	34,000
La Teste . . . . .	Idem.	193	78 40 00	222,100	"	"	"	"	60,000
Arcachon . . . . .	Idem.	65	75 36 00	50,263	"	"	"	"	17,000
Totaux de la région de l'Océan. . . . .	Idem.	89	46 35 86	34,000	"	"	"	"	99,000
Totaux de la région de l'Océan. . . . .		13,939	1,567 79 46	619,766	231,855	292,118	"	523,973	375,948

L'Océan.

"	"	"	"	"	"	5	300	"	"	5	300	11	207
"	"	"	"	"	"	83	4,150	"	"	83	4,150	3	3
"	"	"	"	"	"	206	14,000	"	"	206	14,000	29	33
"	"	"	"	"	"	312	12,424	"	"	312	12,424	"	"
"	"	"	"	"	"	1,100	35,000	"	"	1,100	35,000	500	370
"	"	"	"	"	"	14,445	288,900	350	7,000	72,795	1,215,900	5,846	47,230
"	"	"	"	"	"	10,000	200,000	"	"	10,000	200,000	4,000	20,200
"	"	"	"	"	"	20,000	200,000	"	"	10,000	200,000	3,000	5,000
"	"	"	"	"	"	34,850	1,742,500	"	"	19,024	1,241,680	53,874	2,084,180
"	"	"	"	"	"	"	"	"	"	"	"	46,126	200,000
"	"	"	"	"	"	"	"	"	"	1,815	18,150	"	"
"	"	"	"	"	"	"	"	"	"	39,960	2,396,600	56,300	90,000
"	"	"	"	"	"	"	"	"	"	87,152	5,658,600	36,404	80,000
"	"	"	"	"	"	"	"	"	"	5,710	323,100	8,290	34,000
"	"	"	"	"	"	"	"	"	"	750	18,750	"	"
"	"	"	"	"	"	"	"	"	"	37,300	1,566,600	18,840	791,280
"	"	"	"	"	"	"	"	"	"	56,140	2,357,880	170	39,700
"	"	"	"	"	"	"	"	"	"	19,100	811,000	7,000	239,000
"	"	"	"	"	"	"	"	"	"	3,591	148,315	7	63,665
"	"	"	"	"	"	"	"	"	"	39,172	1,536,880	1,200	92,628
Totaux de la région de l'Océan. . . . .		129,850	2,992,500	"	"	289,725	14,494,509	19,190	798,280	438,765	18,285,289	168,886	912,626

RÉGION DE LA MÉDITERRANÉE

Antibes . . . . .	Dépôts.	1	0 22	"	"	2	"	2	"
Cannes . . . . .	Réservoirs, viviers.	2	1 03	"	"	11	"	11	"
Totaux de la région de la Méditerranée (France et Corse) . . . . .		3	1 25	"	"	13	"	13	"
Totaux GÉNÉRAUX . . . . .		13,979	1,575 91 62	620,089	231,855	293,544	"	523,999	375,948

(FRANCE ET CORSE).

"	"	"	"	"	"	2	555	"	"	2	555	"	"
"	"	"	"	"	"	9	6,500	"	"	9	6,500	2	"
"	"	"	"	"	"	11	7,055	"	"	11	7,055	2	"
Totaux GÉNÉRAUX . . . . .		129,850	2,992,500	"	"	290,500	14,506,596	19,190	798,280	439,630	18,387,376	169,180	912,626

## MYTILICULTURE ET ÉTABLISSEMENTS COQUILLIERS. — I. Moules.

PORTS OU SYNDICATS.	EXISTANT dans les ÉTABLISSEMENTS au 31 décembre de l'année précédente.	ENTRÉES.		SORTIES.				EXISTANT dans les ÉTABLISSEMENTS au 31 décembre.	OBSERVATIONS.
		QUANTITÉS.	VALEUR.	POUR LA FRANCE.		POUR L'ÉTRANGER.			
				Quantités.	Valeur.	Quantités.	Valeur.		
hectol.	hectol.	francs.	hectol.	francs.	hectol.	francs.	hectol.		
Trouville.....	"	"	"	6,000	73,980	"	"	"	Il est impossible de contrôler les entrées.
Concarneau.....	124	88	1,706	30	2,400	"	"	162	
Doëlan.....	4	5	300	6	300	"	"	3	
La Roche-Bernard.....	3,558	7,834	23,502	8,568	199,116	"	"	2,824	
Piriac-sur-Mer.....	420	250	3,750	120	2,400	"	"	550	
Le Croisic.....	2,900	21,500	205,000	16,478	329,560	"	"	7,922	
L'Aiguillon-sur-Mer.....	"	"	"	50,025	131,805	"	"	"	Il est impossible de contrôler les entrées.
Marans.....	2,793	"	"	27,830	1,727,550	"	"	2,870	<i>Idem.</i>
La Rochelle.....	19,770	41,855	(1)	37,345	1,782,500	1,710	88,000	22,600	(1) Les quantités entrées ont été recueillies sur les bouchots et ne peuvent être évaluées.
Rochefort.....	"	"	"	650	19,500	"	"	"	Il n'est pas possible d'évaluer l'existant à une date donnée. La valeur serait approximativement de 500,000 francs.
Marennes.....	20,000	60,000	600,000	70,000	2,100,000	"	"	10,000	
Bouzignues.....	5,000	"	"	2,340	117,000	"	"	1,200	
La Seyne.....	8,213	2,000	80,000	2,235	206,270	"	"	7,978	
TOTAUX des sorties.....				221,627	6,692,381				

## MYTILICULTURE ET ÉTABLISSEMENTS COQUILLIERS. — II. Autres mollusques.

PORTS OU SYNDICATS.	EXISTANT dans les ÉTABLISSEMENTS au 31 décembre de l'année précédente.	ENTRÉES.		SORTIES.				EXISTANT dans les ÉTABLISSEMENTS au 31 décembre.	OBSERVATIONS.
		QUANTITÉS.	VALEUR.	POUR LA FRANCE.		POUR L'ÉTRANGER.			
				Quantités.	Valeur.	Quantités.	Valeur.		
hectol.	hectol.	francs.	hectol.	francs.	hectol.	francs.	hectol.		
Saint-Suliac.....	1,000	"	"	3,495	79,234	"	"	1,795	
Lannion.....	35	100	2,700	110	2,750	"	"	25	
Pont-l'Abbé-Loctudy.....	1,785	312	12,480	411	22,985	"	"	1,686	
Quimper.....	"	1,1	70	1	60	"	"	"	
Port-Louis.....	2,250	490	29,400	650	78,000	"	"	1,240	
Piriac-sur-Mer.....	95	230	3,450	85	1,530	"	"	240	
Le Croisic.....	1,888	1,200	36,000	980	39,200	"	"	2,108	
Noirmontier.....	25	40	4,000	45	6,750	"	"	20	
Barbâtre.....	200	400	7,500	250	4,687	"	"	150	
TOTAUX des sorties.....				6,027	235,196				



## RÉSERVOIRS À POISSONS ET À CRUSTACÉS. — I. Réservoirs à poissons.

PORTS OU SYNDICATS.	EXISTANT dans les ÉTABLISSEMENTS au 31 décembre de l'année précédente.	ENTRÉES.		SORTIES.				EXISTANT dans les ÉTABLISSEMENTS au 31 décembre.	OBSERVATIONS.
		QUANTITÉS.	VALEUR.	POUR LA FRANCE.		POUR L'ÉTRANGER.			
				Quantités.	Valeur.	Quantités.	Valeur.		
	kilogr.	kilogr.	francs.	kilogr.	francs.	kilogr.	francs.	kilogr.	
Concarneau.....	195	170	680	108	618	"	"	262	
La Trinité-sur-Mer.....	2,000	1,000	5,000	2,000	14,000	"	"	1,000	
Marennes.....	8,000	22,000	66,000	20,000	100,000	"	"	10,000	
La Tremblade.....	4,000	20,000	40,000	18,000	90,000	"	"	6,000	
L'Éguille.....	4,000	16,000	48,000	15,000	90,000	"	"	5,000	
Arès.....	30,000	"	"	34,650	207,900	"	"	40,000	
Gujan-Mestras.....	25,000	11,000	5,500	15,000	75,000	"	"	21,000	
La Teste.....	1,100	2,200	13,200	2,000	12,000	"	"	1,300	
Arcahon.....	5,000	3,000	(a)	41,000	163,000	"	"	17,000	(a) Pas de valeur marchande pouvant être évaluée.
Carry-le-Rouet.....	"	480	4,350	480	4,350	"	"	"	
TOTAUX des sorties.....				148,233	753,868				

## RÉSERVOIRS À POISSONS ET À CRUSTACÉS. — II. Réservoirs à crustacés.

PORTS OU SYNDICATS.	EXISTANT dans les ÉTABLISSEMENTS au 31 décembre de l'année précédente.	ENTRÉES.		SORTIES.				EXISTANT dans les ÉTABLISSEMENTS au 31 décembre.	OBSERVATIONS.
		QUANTITÉS.	VALEUR.	POUR LA FRANCE.		POUR L'ÉTRANGER.			
				Quantités.	Valeur.	Quantités.	Valeur.		
	kilogr.	kilogr.	francs.	kilogr.	francs.	kilogr.	francs.	kilogr.	
Saint-Valéry-en-Caux....	"	550	40,000	550	40,000	"	"	"	
Saint-Pierre-en-Port.....	"	450	1,800	450	1,800	"	"	"	
Étretat.....	"	2,375	17,675	2,375	17,675	"	"	"	
La Hougue.....	"	4,000	25,000	2,000	17,000	"	"	"	2,000 kilogrammes de perte.
Cherbourg.....	"	180,500	270,750	180,500	270,750	"	"	"	
Blainville.....	"	2,775	27,750	2,775	27,750	"	"	"	
Saint-Servan.....	"	231,991	935,310	235,995	935,310	"	"	"	
Port-Blanc.....	400	1,550	12,200	1,200	9,600	"	"	350	400 kilogrammes de perte.
Perros-Guirec.....	"	11,000	112,000	11,000	112,000	"	"	"	
Plougasnou.....	"	300	1,800	300	1,800	"	"	"	
Roscoff.....	950	59,410	380,505	59,710	383,905	"	"	650	
Plounéour-Trez.....	"	9,700	43,400	9,700	43,400	"	"	"	
Plouguerneau.....	"	13,000	91,000	13,000	104,000	"	"	"	
L'Aberwrach.....	340	13,503	96,818	13,403	96,318	"	"	450	
Porspoder.....	18,074	27,950	212,713	21,725	166,138	"	"	6,225	
Brest.....	6,820	157,952	1,115,000	158,592	1,172,950	"	"	6,180	
Camaret.....	20,000	308,100	2,263,340	250,000	2,100,000	"	"	50,000	
Crozon.....	"	26,315	183,310	20,000	165,000	"	"	"	

RÉSERVOIRS À POISSONS ET À CRUSTACÉS. — II. *Réservoirs à crustacés.* (Suite et fin.)

PORTS OU SYNDICATS.	EXISTANT dans les ÉTABLISSEMENTS au 31 décembre de l'année précédente.	ENTRÉES.		SORTIES.				EXISTANT dans les ÉTABLISSEMENTS au 31 décembre.	OBSERVATIONS.
		QUANTITÉS	VALEUR.	POUR LA FRANCE.		POUR L'ÉTRANGER.			
				Quantités.	Valeur.	Quantités.	Valeur.		
	kilogr.	kilogr.	francs.	kilogr.	francs.	kilogr.	francs.	kilogr.	
Douarnenez.....	"	176,690	1,223,380	176,690	1,223,380	"	"	"	
Audierne.....	2,920	35,000	315,000	30,000	330,000	3,490	32,350	3,100	
Penmarc'h.....	"	4,700	47,000	4,340	52,080	"	"	360	
Guilvinec.....	4,800	160,000	1,100,000	150,000	1,100,000	"	"	"	14,800 kilogrammes de perte par suite de mortalité.
Concarneau.....	"	42,454	339,632	33,997	373,967	"	"	8,457	
Doélan.....	5,300	16,590	72,870	14,990	75,900	"	"	6,900	
Quiberon.....	"	58,000	406,000	58,000	406,000	"	"	"	
Houat.....	"	2,996	12,022	2,996	12,022	"	"	"	
Le Poulignen.....	"	20,572	102,860	20,572	174,251	"	"	"	
Noirmoutier.....	"	5,200	41,600	5,200	52,000	"	"	"	
Barbâtre.....	800	300	1,335	300	1,335	"	"	500	
Île-d'Yeu.....	1,500	365,000	900,000	363,200	1,013,000	"	"	1,800	
Carry-le-Rouet.....	"	610	7,200	610	7,200	"	"	"	
Cannes.....	300	2,000	20,000	1,000	15,000	"	"	1,300	
Nice.....	300	1,800	39,600	2,100	50,400	"	"	"	
Villefranche.....	400	1,100	17,600	1,500	24,000	"	"	"	
Calvi.....	800	1,300	13,000	1,450	21,750	"	"	150	
Propriano.....	"	2,519	42,823	2,519	42,823	"	"	"	
TOTAUX des sorties.....				1,852,739	20,640,504				



PORTS.	FABRIQUES de CONSERVES de poissons.		ATELIERS de SALAISONS ou de fumaisons.		FABRIQUES d'ENGRAIS, de colle ou d'huile de poisson.		USINES pour la TRANSFORMATION des herbes marines (soude, iode, etc.).		MAREYEURS ou EXPÉDITEURS de poissons.		FABRIQUES DE GLACE.		DÉPÔTS DE SEL.		FABRIQUES ou MAISONS DE VENTE de cordages, voiles ou agrès.		FABRIQUES ou MAISONS DE VENTE de filets, lignes, hameçons, etc.		CHANTIERS DE CONSTRUCTION.				
	Nom-bre.	Per-sonnel em-ployé.	Nom-bre.	Per-sonnel em-ployé.	Nom-bre.	Per-sonnel em-ployé.	Nom-bre.	Per-sonnel em-ployé.	Nom-bre.	Per-sonnel em-ployé.	Nom-bre.	Per-sonnel em-ployé.	Nom-bre.	Per-sonnel em-ployé.	Nom-bre.	Per-sonnel em-ployé.	Nom-bre.	Per-sonnel em-ployé.	BATEAUX CONSTRUITS.				
																			Nom-bre.	Ton-nage.	Valeur.		
Dunkerque.....	"	"	"	"	"	"	"	"	12	52	1	5	1	4	(a) 5	19	"	"	3	11	1	7	17,000
Gravelines.....	(b) 3	24	2	16	"	"	"	"	9	36	"	"	"	"	(a) 1	3	"	"	2	20	4	3	9,600
Calais.....	"	"	5	19	"	"	"	"	6	26	1	6	"	"	2	7	4	8	2	15	7	47	86,800
Boulogne-sur-Mer.....	4	78	92	2,300	"	"	"	"	125	1,895	4	81	2	7	14	228	19	131	8	320	11	460	965,000
Étaples.....	"	"	3	26	"	"	"	"	15	56	"	"	"	"	4	4	3	439	3	10	14	126	141,700
Berck-sur-Mer.....	"	"	3	16	"	"	"	"	7	26	1	4	"	"	"	"	"	"	3	18	11	120	130,000
Le Crotoy.....	"	"	"	"	"	"	"	"	"	"	"	"	"	"	2	2	"	"	2	6	4	37	34,000
Cayeux-sur-Mer.....	"	"	"	"	"	"	"	"	3	5	"	"	"	"	3	4	3	3	2	15	14	180	205,200
Le Tréport.....	"	"	1	6	"	"	"	"	9	26	"	"	"	"	"	"	"	"	"	"	"	"	"
Dieppe.....	"	"	3	25	"	"	"	"	12	53	1	5	"	"	2	8	1	4	3	135	5	15	22,350
Saint-Valéry-en Caux.....	"	"	3	18	"	"	"	"	"	"	"	"	1	1	"	"	"	"	"	"	"	"	"
Fécamp.....	(b) 1	105	33	620	2	100	"	"	7	45	"	"	1	3	6	70	6	52	4	112	14	212	108,400
Yport.....	"	"	"	"	"	"	"	"	16	52	"	"	"	"	2	34	2	32	1	2	"	"	"
Étretat.....	"	"	"	"	"	"	"	"	4	4	"	"	"	"	1	1	1	1	1	2	4	7	8,400
Le Havre.....	1	6	1	6	"	"	"	"	14	30	2	4	1	7	5	6	3	3	6	16	3	9	27,000
Honfleur.....	"	"	"	"	"	"	"	"	8	11	"	"	"	"	4	3	"	"	3	5	8	38	105,300
Trouville.....	"	"	"	"	"	"	"	"	10	24	1	3	"	"	2	5	3	3	1	2	"	"	"
Ouistreham.....	"	"	"	"	"	"	"	"	"	"	"	"	"	"	"	"	"	"	1	3	5	5	4,400
Courseulles.....	"	"	"	"	"	"	"	"	"	"	"	"	"	"	1	3	1	3	"	"	2	3	4,000
Port-en-Bessin.....	"	"	"	"	"	"	"	"	3	18	"	"	"	"	2	10	2	2	4	19	3	46	76,000
Grandcamp.....	"	"	"	"	"	"	"	"	30	90	"	"	"	"	8	11	6	12	4	12	1	33	60,000
La Hougue.....	"	"	"	"	"	"	"	"	3	3	1	1	"	"	2	3	1	1	2	4	"	"	"
Barfleur.....	"	"	"	"	"	"	"	"	2	8	"	"	"	"	4	4	4	4	2	5	15	40	82,000
Cherbourg.....	"	"	"	"	"	"	"	"	4	18	1	5	"	"	4	16	3	9	2	20	3	89	198,000
Blainville.....	"	"	"	"	"	"	"	"	4	7	"	"	"	"	3	5	3	5	"	"	"	"	"
Regnéville.....	"	"	"	"	"	"	"	"	3	10	"	"	"	"	3	9	"	"	"	"	"	"	"
Granville.....	(b) 1	30	"	"	"	"	"	"	23	70	2	20	1	6	3	16	3	12	1	6	7	14	15,000
Cancale.....	"	"	"	"	"	"	"	"	5	5	"	"	"	"	2	6	2	2	2	6	"	"	"

a) Vendent également des lignes, filets, hameçons, etc. — (b) Sécherics.



PORTS.	FABRIQUES de CONSERVES de POISSONS.		ATELIERS de SALAISONS ou de fumaisons.		FABRIQUES d'ENGRAIS, de colle ou d'huile de poisson.		USINES pour la TRANSFORMATION des herbes marines (soude, iode, etc.).		MAREYEURS ou EXPÉDITEURS de poissons.		FABRIQUES DE GLACE.		DÉPÔTS DE SEL.		FABRIQUES ou MAISONS DE VENTE de cordages, voiles ou agrès.		FABRIQUES ou MAISONS DE VENTE de filets, lignes, hameçons, etc.		CHANTIERS DE CONSTRUCTION.				
	Nom-bre.	Person-nel em-ployé.	Nom-bre.	Person-nel em-ployé.	Nom-bre.	Person-nel em-ployé.	Nom-bre.	Person-nel em-ployé.	Nom-bre.	Person-nel em-ployé.	Nom-bre.	Person-nel em-ployé.	Nom-bre.	Person-nel em-ployé.	Nom-bre.	Person-nel em-ployé.	Nom-bre.	Person-nel em-ployé.	BATEAUX CONSTRUITS.				
																			Nom-bre.	Ton-nage.	Valeur.		
Saint-Malo.....	(b) 1	9	"	"	"	"	"	"	"	1	5	"	"	4	16	1	2	2	52	2	925	880,000	
Pleurtuit.....	"	"	"	"	"	"	"	"	"	"	"	"	"	"	"	"	"	5	110	96	357	373,400	
Pleudihen.....	"	"	"	"	"	"	"	"	"	"	"	"	"	"	"	"	"	"	"	5	7	3,700	
Saint-Jacut-de-la-Mer.....	"	"	"	"	"	"	"	"	"	11	11	"	"	"	"	"	"	"	"	"	"	"	
Dinan.....	"	"	"	"	"	"	"	"	"	"	"	"	"	"	"	"	"	"	"	2	5	3,600	
Pléneuf.....	"	"	"	"	"	"	"	"	"	"	"	"	"	1	1	2	3	"	"	"	"	"	
Le Légué.....	"	"	"	"	"	"	"	"	"	11	11	"	"	"	"	1	2	"	"	"	"	"	
Binic.....	"	"	"	"	"	"	"	"	"	"	"	"	"	1	4	"	"	1	60	4	525	546,000	
Portrieux.....	"	"	"	"	"	"	"	"	"	1	1	"	"	"	"	"	"	"	"	"	"	"	
Plouézec.....	"	"	"	"	"	"	"	"	"	4	8	"	"	"	"	"	"	"	"	1	2	3,000	
Paimpol.....	"	"	"	"	"	"	"	"	"	3	9	"	1	4	15	2	2	3	28	8	246	290,000	
Pleubian.....	"	"	"	"	"	1	14	1	6	"	"	"	"	"	"	2	9	"	"	"	"	"	
Tréguier.....	"	"	"	"	"	"	"	"	"	2	2	"	"	3	7	3	7	1	3	1	1	1,200	
Port-Blanc.....	"	"	"	"	"	"	"	"	"	2	2	"	"	"	"	"	"	1	1	4	5	6,000	
Perros-Guirec.....	"	"	"	"	"	"	"	"	"	4	9	"	"	3	8	3	8	1	3	7	13	19,000	
Lannion.....	"	"	"	"	"	"	"	"	"	4	15	"	"	"	"	"	"	"	"	"	"	"	
Morlaix.....	"	"	"	"	"	"	"	"	"	"	"	"	"	"	"	"	"	1	3	8	21	20,700	
Roscoff.....	"	"	"	"	"	"	"	"	"	4	9	"	"	2	2	2	2	1	3	3	35	35,000	
Plouneour-Trez.....	"	"	"	"	"	"	"	"	"	4	4	"	"	"	"	"	"	"	"	"	"	"	
Plouguerneau.....	"	"	"	"	"	1	16	"	"	"	"	"	"	6	6	6	6	4	6	32	96	32,000	
L'Aberwrach.....	"	"	"	"	"	1	32	6	6	"	"	"	"	1	2	1	2	6	16	33	102	82,500	
Porspoder.....	"	"	"	"	"	1	25	2	2	"	"	"	"	"	"	"	"	1	3	22	51	26,760	
Ouessant.....	"	"	"	"	"	"	"	"	"	3	3	"	"	3	3	"	"	1	2	13	27	24,500	
Molène.....	"	"	"	"	"	"	"	"	"	6	6	"	"	8	8	8	8	"	"	2	13	12,500	
Le Conquet.....	"	"	"	"	"	3	48	4	10	"	"	"	"	3	6	3	4	3	15	14	68	60,000	
Brest.....	"	"	"	"	"	"	"	"	"	4	26	1	8	4	14	4	12	3	51	8	120	160,000	
Plougastel-Daoulas.....	"	"	"	"	"	"	"	"	"	9	9	"	"	3	3	2	2	1	6	"	"	"	
Le Faou.....	1	29	"	"	"	"	"	"	"	4	28	"	"	3	14	"	"	"	"	"	"	"	

(b) Sécheries.



INDUSTRIES

PORTS.	FABRIQUES de CONSERVES de poissons.		ATELIERS de SALAISONS ou de fumaisons.		FABRIQUES d'ENGRAIS, de colle ou d'huile de poisson.		USINES pour la TRANSFORMATION des herbes marines (soude, iode, etc.).		MAREYEURS ou EXPÉDITEURS de poissons.	
	Nom-bre.	Per-sonnel em-ployé.	Nom-bre.	Per-sonnel em-ployé.	Nom-bre.	Per-sonnel em-ployé.	Nom-bre.	Per-sonnel em-ployé.	Nom-bre.	Per-sonnel em-ployé.
Port-Launay.....	"	"	"	"	"	"	"	"	2	2
Camaret.....	3	110	"	"	"	"	"	"	10	30
Crozon.....	1	32	"	"	"	"	"	"	1	2
Douarnenez.....	23	1,916	10	15	1	12	"	"	50	175
Ile de Sein.....	"	"	"	"	"	"	"	"	6	12
Audierne.....	12	694	"	"	1	1	2	55	10	88
Penmarch.....	11	598	"	"	"	"	2	29	6	20
Guilvinec.....	7	358	2	14	"	"	"	"	12	168
Loctudy.....	2	70	"	"	"	"	(e) 2	15	3	14
Quimper.....	1	35	"	"	"	"	"	"	4	10
Concarneau.....	29	2,201	"	"	1	8	"	"	6	40
Doëlan.....	3	185	"	"	"	"	"	"	3	16
Lorient.....	11	420	"	"	"	"	"	"	20	75
Port-Louis.....	5	178	1	6	"	"	"	"	4	14
Groix.....	3	165	"	"	"	"	"	"	"	"
Etel.....	5	278	"	"	"	"	"	"	3	10
Quiberon.....	5	530	4	20	"	"	1	10	6	40
La Trinité-sur-Mer.....	"	"	"	"	"	"	"	"	5	15
Auray.....	"	"	"	"	"	"	"	"	"	"
Hoëdic.....	"	"	"	"	"	"	"	"	2	2
Séné.....	"	"	"	"	"	"	"	"	"	"
Port-Navalo.....	"	"	1	17	"	"	"	"	"	"
Vannes.....	"	"	"	"	"	"	"	"	"	"
La Roche-Bernard.....	"	"	"	"	"	"	"	"	10	10
Sauzon.....	1	112	"	"	"	"	"	"	"	"
Le Palais.....	3	193	"	"	1	5	"	"	6	9
Piriac-sur-Mer.....	1	50	(d) 2	"	"	"	"	"	"	"
La Turballe.....	5	160	"	"	"	"	"	"	5	23
Le Croisic.....	1	85	"	"	"	"	"	"	12	35

(c) Dans les usines. — (d) N'ont pas travaillé en 1922. — (e) Une n'a pas fonctionné en 1922. — (f) Vendent également des lignes, hameçons, etc.

CONNEXES. (Suite.)

FABRIQUES DE GLACE.		DÉPÔTS DE SEL.		FABRIQUES ou MAISONS DE VENTE de cordages, voiles ou agrès.		FABRIQUES ou MAISONS DE VENTE de filets, lignes, hameçons, etc.		CHANTIERS DE CONSTRUCTION.				
Nom-bre.	Per-sonnel em-ployé.	Nom-bre.	Per-sonnel em-ployé.	Nom-bre.	Per-sonnel em-ployé.	Nom-bre.	Per-sonnel em-ployé.	Nom-bre.	Per-sonnel em-ployé.	BATEAUX CONSTRUITS.		
										Nom-bre.	Ton-nage.	Valeur.
"	"	"	"	"	"	"	"	1	1	"	"	"
"	"	"	"	(f) 6	6	"	"	6	140	29	680	614,700
"	"	"	"	"	"	"	"	4	30	15	83	124,500
2	22	2	5	10	45	5	45	4	24	29	253	290,000
"	"	"	"	3	5	"	"	1	3	8	48	50,000
"	"	(e) 12	"	4	9	3	6	5	25	41	130	104,000
"	"	"	"	5	10	8	16	1	3	6	11	8,500
1	5	6	6	5	6	5	6	3	9	12	60	60,000
"	"	"	"	5	5	3	7	3	8	123	291	261,900
1	17	"	"	2	6	2	4	3	20	26	80	78,000
"	"	"	"	6	24	7	13	5	109	49	778	1,167,000
"	"	"	"	"	"	"	"	1	3	14	36	15,000
3	12	2	8	"	"	6	15	2	161	39	450	1,200,000
"	"	1	2	15	28	14	14	6	32	45	294	294,000
"	"	"	"	"	"	"	"	"	"	"	"	"
"	"	"	"	2	7	3	9	2	6	3	8	9,500
"	"	"	"	2	5	2	5	"	"	"	"	"
1	3	2	4	"	"	1	1	1	3	1	15	6,000
"	"	"	"	1	2	1	2	3	14	15	52	35,000
"	"	"	"	"	"	"	"	"	"	"	"	"
"	"	"	"	1	2	1	2	"	"	"	"	"
"	"	"	"	"	"	"	"	"	"	"	"	"
"	"	"	"	2	6	"	"	2	7	"	"	"
"	"	"	"	"	"	"	"	"	"	"	"	"
1	3	"	"	3	19	2	2	1	88	17	455	678,000
"	"	"	"	"	"	"	"	1	9	1	30	30,000
"	"	5	"	2	3	2	1	"	"	"	"	"
1	4	"	"	2	5	3	8	1	6	6	38	42,000

PORTS.	FABRIQUES de CONSERVES de poissons.		ATELIERS de SALAISONS ou de fumaisons.		FABRIQUES D'ENGRAIS, de colle ou d'huile de poisson.		USINES pour la TRANSFORMATION des herbes marines (sonde, iode, etc.).		MAREYEURS ou EXPÉDITEURS de poissons.		FABRIQUES DE GLACE.		DÉPÔTS DE SEL.		FABRIQUES ou MAISONS DE VENTE de cordages, voiles ou agrès.		FABRIQUES ou MAISONS DE VENTE de filets, lignes, hameçons, etc.		CHANTIERS DE CONSTRUCTION					
	Nom-bre.	Per-sonnel employé.	Nom-bre.	Per-sonnel employé.	Nom-bre.	Per-sonnel employé.	Nom-bre.	Per-sonnel employé.	Nom-bre.	Per-sonnel employé.	Nom-bre.	Per-sonnel employé.	Nom-bre.	Per-sonnel employé.	Nom-bre.	Per-sonnel employé.	Nom-bre.	Per-sonnel employé.	Nom-bre.	BATEAUX CONSTRUITS.				
																				Nom-bre.	Ton-nage.	Valueur.		
Le Pouliguen.....	"	"	"	"	"	"	"	"	2	8	"	"	"	"	1	2	"	"	"	"	"	"	"	
Saint-Nazaire.....	"	"	"	"	"	"	"	"	4	11	1	10	"	"	4	18	3	5	1	1	3	5	2,000	
Paimbœuf.....	"	"	"	"	"	"	"	"	"	"	"	"	"	1	43	"	"	1	18	2	16	8,850		
Basse-Indre.....	"	"	"	"	"	"	"	"	2	6	"	"	"	1	2	"	"	2	4	6	10	16,000		
Nantes.....	"	"	"	"	"	"	"	"	1	4	2	10	1	6	6	35	2	52	5	25	20	108	149,960	
Pornic.....	"	"	"	"	"	"	"	"	6	15	1	3	"	"	2	2	"	"	1	7	2	13	22,000	
Noirmoutier.....	3	175	"	"	"	"	"	"	4	11	"	"	"	"	3	6	3	6	2	16	27	33	28,800	
Barbâtre.....	"	"	"	"	"	"	"	"	4	24	"	"	"	"	"	"	"	"	"	"	"	"	"	"
Beauvoir-sur-Mer.....	1	36	"	"	"	"	"	"	2	6	"	"	"	"	4	6	"	"	"	"	"	"	"	"
Île-d'Yeu.....	4	318	"	"	1	1	"	"	5	15	1	2	1	2	(b) 3	11	"	"	2	10	25	89	71,200	
Saint-Gilles-sur-Vie.....	7	524	"	"	"	"	"	"	16	67	"	"	3	4	4	6	4	4	2	2	"	"	"	"
Sables-d'Olonne.....	14	2,140	"	"	1	4	"	"	20	140	1	5	2	2	3	7	5	13	5	72	35	834	838,600	
L'Aiguillon-sur-Mer.....	"	"	"	"	"	"	"	"	7	7	"	"	"	"	"	"	"	"	"	"	"	"	"	"
Marans.....	"	"	"	"	"	"	"	"	8	8	"	"	"	"	"	"	3	4	2	6	6	12	20,000	
La Rochelle.....	(a) 3	118	3	59	2	23	"	"	71	44	2	14	3	18	12	18	"	"	3	138	"	"	"	"
Saint-Martin-de-Ré.....	(c) 1	"	"	"	"	"	"	"	"	"	"	"	2	32	"	"	"	"	3	12	"	"	"	"
La Flotte.....	"	"	"	"	"	"	"	"	2	9	"	"	"	"	"	"	"	"	2	4	"	"	"	"
Château-d'Oléron.....	"	"	"	"	"	"	"	"	6	21	1	3	"	"	3	5	2	3	2	3	5	14	25,000	
Fouras.....	"	"	"	"	"	"	"	"	1	1	"	"	"	"	1	1	1	1	3	3	"	"	"	"
Marennes.....	"	"	"	"	"	"	"	"	4	4	"	"	"	"	2	3	1	3	5	6	40	85	60,000	
La Tremblade.....	"	"	"	"	"	"	"	"	3	5	"	"	"	"	2	2	2	2	2	4	24	51	31,300	
L'Éguille.....	"	"	"	"	"	"	"	"	10	10	"	"	"	"	2	4	2	4	2	2	12	18	5,400	
Royan.....	"	"	"	"	"	"	"	"	10	21	1	2	"	"	2	3	2	3	1	10	3	62	131,000	
Blaye.....	"	"	"	"	"	"	"	"	5	9	"	"	"	"	2	4	"	"	2	17	2	4	6,000	
Pauillac.....	"	"	"	"	"	"	"	"	"	"	"	"	"	1	1	"	"	2	6	"	"	"	"	"
Branne.....	"	"	"	"	"	"	"	"	"	"	"	"	"	1	2	2	79	3	12	"	"	"	"	"
Libourne.....	"	"	"	"	"	"	"	"	6	10	1	3	2	4	4	6	4	6	2	17	6	10	10,000	
Podensac.....	"	"	"	"	"	"	"	"	"	"	"	"	"	"	"	"	"	"	2	28	4	8	8,000	

(a) Y compris 2 sécheries employant 51 personnes. — (b) Vendent également des lignes, filets, hameçons, etc. — (c) N'a pas travaillé en 1922.



INDUSTRIES

PORTS.	FABRIQUES de CONSERVES de poissons.		ATELIERS de SALAISONS ou de fumaisons.		FABRIQUES d'ENGRAIS, de colle ou d'huile de poisson.		USINES pour la TRANSFORMATION des herbes marines (soude, iode, etc.).		MAREyeurs ou EXPÉDITEURS de poissons.	
	Nom-bre.	Per-sonnel em-ployé.	Nom-bre.	Per-sonnel em-ployé.	Nom-bre.	Per-sonnel em-ployé.	Nom-bre.	Per-sonnel em-ployé.	Nom-bre.	Per-sonnel em-ployé.
Bordeaux.....	26	620	"	"	"	"	"	"	"	"
Arès.....	"	"	"	"	"	"	"	"	25	75
Gujan-Mestras.....	4	303	"	"	1	3	"	"	9	34
La Teste.....	"	"	"	"	"	"	"	"	2	4
Arcachon.....	4	76	"	"	"	"	"	"	6	57
Capbreton.....	(a) 1	"	"	"	"	"	"	"	6	14
Port-de-Lanne.....	"	"	"	"	"	"	"	"	4	8
Urt.....	"	"	"	"	"	"	"	"	3	8
Bayonne.....	"	"	"	"	"	"	"	"	4	12
Saint-Jean-de-Luz.....	5	174	5	5	1	3	"	"	12	60
Port-Vendres.....	"	"	"	"	"	"	"	"	"	"
Collioure.....	"	"	22	306	"	"	"	"	19	60
Leucate.....	"	"	"	"	"	"	"	"	3	7
La Nouvelle.....	"	"	"	"	"	"	"	"	5	15
Valras-la-Plage.....	"	"	"	"	"	"	"	"	10	18
Narbonne.....	"	"	"	"	"	"	"	"	7	14
Gruissan.....	"	"	"	"	"	"	"	"	5	12
Agde.....	"	"	"	"	"	"	"	"	3	8
Bouzigues.....	"	"	"	"	"	"	"	"	12	37
Cette.....	"	"	"	"	"	"	"	"	10	34
Palavas.....	"	"	"	"	"	"	"	"	9	14
Aigues-Mortes.....	"	"	"	"	"	"	"	"	6	12
Port-de-Bouc.....	"	"	(c) 1	37	"	"	"	"	"	"
Berre.....	"	"	"	"	"	"	"	"	"	"
Martigues.....	"	"	4	10	"	"	"	"	4	12
L'Estaque sur-Mer.....	"	"	"	"	"	"	"	"	"	"
Marseille.....	1	45	1	6	"	"	"	"	40	95
Mazargues.....	"	"	"	"	"	"	"	"	"	"

(a) N'a pas fonctionné en 1922. — (b) Vendent également des lignes, filets, hameçons, etc. — (c) Sécheries. — (d) Plus 1 cargo mixto construit pour le compte de l'État.

CONNEXES. (Suite.)

FABRIQUES DE GLACE.	DÉPÔTS DE SEL.	FABRIQUES ou MAISONS DE VENTE de cordages, voiles ou agrès.		FABRIQUES ou MAISONS DE VENTE de filets, lignes, hameçons, etc.		CHANTIERS DE CONSTRUCTION.						
		Nom-bre.	Per-sonnel em-ployé.	Nom-bre.	Per-sonnel em-ployé.	Nom-bre.	Per-sonnel em-ployé.	BATEAUX CONSTRUITS.				
Nom-bre.	Per-sonnel em-ployé.	Nom-bre.	Per-sonnel em-ployé.	Nom-bre.	Per-sonnel em-ployé.	Nom-bre.	Per-sonnel em-ployé.	Nom-bre.	Ton-nage.	Valeur.		
11	90	10	110	20	205	6	110	30	570	23	46	38,000
"	"	"	"	1	2	3	9	4	4	25	25	25,000
"	"	2	2	4	4	4	4	5	28	49	135	340,000
"	"	"	"	2	15	2	16	5	16	40	73	61,250
1	8	"	"	4	7	4	7	8	237	31	103	440,800
"	"	"	"	1	2	1	2	2	4	5	8	8,000
"	"	"	"	(b) 2	2	"	"	1	2	10	10	3,500
"	"	"	"	"	"	"	"	5	15	18	18	5,400
1	9	1	15	3	9	3	7	4	11	13	18	37,000
2	8	1	1	"	"	1	3	2	24	11	55	198,000
"	"	"	"	"	"	"	"	1	1	3	3	2,600
"	"	"	"	"	"	"	"	"	"	"	"	"
"	"	"	"	"	"	"	"	"	"	"	"	"
"	"	"	"	1	2	1	2	"	"	"	"	"
"	"	"	"	1	2	1	2	1	1	3	2	1,500
"	"	"	"	1	2	"	"	"	"	"	"	"
"	"	"	"	"	"	"	"	2	4	"	"	"
1	4	"	"	2	4	"	"	1	4	8	24	35,000
"	"	"	"	"	"	"	"	"	"	"	"	"
"	"	"	"	"	"	3	3	5	175	"	"	"
"	"	"	"	"	"	"	"	2	4	33	26	15,140
1	1	"	"	(b) 2	2	"	"	"	"	"	"	"
"	"	2	6	"	"	"	"	2	539	(d) 2	3	1,150
"	"	1	62	"	"	"	"	"	"	1	2	600
1	2	1	2	3	5	"	"	3	40	20	20	16,000
"	"	"	"	"	"	"	"	3	6	16	27	22,000
14	106	2	25	40	255	3	9	6	90	60	105	900,000
"	"	"	"	1	220	"	"	"	"	"	"	"

INDUSTRIES

PORTS.	FABRIQUES de CONSERVES de poissons.		ATELIERS de SALAISONS ou de fumaisons.		FABRIQUES d'ENGRAIS, de colle ou d'huile de poisson.		USINES pour la TRANSFORMATION des herbes marines (soude, iode, etc.).		MAREYEURS ou EXPÉDITEURS de poissons.	
	Nom-bre.	Personnel employé.	Nom-bre.	Personnel employé.	Nom-bre.	Personnel employé.	Nom-bre.	Personnel employé.	Nom-bre.	Personnel employé.
	La Ciotat.....	"	"	"	"	"	"	"	"	8
Bandol.....	"	"	"	"	"	"	"	"	"	"
La Seyne.....	"	"	"	"	"	"	"	"	"	"
Saint-Tropez.....	"	"	"	"	"	"	"	"	4	4
Saint-Raphaël.....	"	"	"	"	"	"	"	"	3	3
Cannes.....	"	"	"	"	"	"	"	"	2	4
Antibes.....	"	"	1	3	"	"	"	"	"	"
Cros-de-Cagne.....	"	"	2	6	"	"	"	"	"	"
Nice.....	"	"	"	"	"	"	"	"	"	"
Villefranche.....	3	10	"	"	"	"	"	"	2	4
Bastia.....	"	"	"	"	"	"	"	"	5	9
Maccinaggio.....	"	"	"	"	"	"	"	"	"	"
Ajaccio.....	"	"	"	"	"	"	"	"	"	"
La Calle.....	(b) 1	"	3	33	"	"	"	"	"	"
Bône.....	"	"	3	8	"	"	"	"	14	24
Philippeville.....	(d) 5	410	"	"	"	"	"	"	4	16
Collo.....	"	"	3	24	"	"	"	"	3	3
Djidjelli.....	(b) 1	"	5	35	"	"	"	"	"	"
Dellys.....	"	"	"	"	"	"	"	"	30	30
Alger.....	"	"	19	100	"	"	"	"	"	"
Castiglione.....	7	181	48	259	"	"	"	"	"	"
Cherchell.....	1	4	3	6	"	"	"	"	8	8
Ténès.....	1	43	3	9	"	"	"	"	"	"
Mostaganem.....	"	"	"	"	"	"	"	"	"	"
Arzew.....	"	"	2	2	"	"	"	"	9	18
Oran.....	6	137	10	115	"	"	"	"	10	10
Nemours.....	2	95	2	70	"	"	"	"	1	1
<b>TOTAUX.....</b>	<b>245</b>	<b>14,060</b>	<b>306</b>	<b>4,217</b>	<b>12</b>	<b>160</b>	<b>14</b>	<b>244</b>	<b>1,116</b>	<b>4,709</b>

(a) Vendent également des filets, lignes, hameçons, etc. — (b) N'a pas fonctionné en 1922. — (c) Annexe de l'usine électrique.

CONNEXES. (Suite et fin.)

FABRIQUES DE GLACE.	DÉPÔTS DE SEL.	FABRIQUES ou MAISONS DE VENTE de cordages, voiles ou agrès.		FABRIQUES ou MAISONS DE VENTE de filets, lignes, hameçons, etc.		CHANTIERS DE CONSTRUCTION.						
		Nom-bre.	Personnel employé.	Nom-bre.	Personnel employé.	Nom-bre.	Personnel employé.	BATEAUX CONSTRUITS.				
								Nom-bre.	Tonnage.	Valeur.		
1	3	"	"	"	"	1	3	2	20	4	16	30,000
"	"	"	"	"	"	1	3	"	"	"	"	"
"	"	"	"	"	"	"	"	1	1	4	6	3,200
1	3	"	"	"	"	2	4	4	6	17	38	45,000
"	"	"	"	"	"	"	"	1	1	2	3	3,000
3	12	"	"	1	1	1	2	1	10	"	"	"
"	"	"	"	(a) 2	2	"	"	3	22	6	53	83,200
"	"	"	"	"	"	"	"	1	1	3	6	4,500
2	11	1	11	1	4	1	4	2	2	"	"	"
"	"	"	"	"	"	2	4	3	3	1	1	1,000
"	"	"	"	1	1	1	1	4	5	7	6	8,000
"	"	"	"	"	"	1	3	"	"	"	"	"
"	"	"	"	"	"	"	"	1	1	1	2	2,000
"	"	"	"	"	"	"	"	"	"	"	"	"
2	4	"	"	3	6	3	6	4	7	8	10	15,000
"	"	1	4	"	"	2	2	3	8	10	18	19,000
"	"	"	"	"	"	2	2	"	"	"	"	"
(c) 1	"	"	"	"	"	"	"	"	"	"	"	"
"	"	"	"	"	"	"	"	"	"	5	5	3,500
"	"	"	"	"	"	"	"	"	"	14	25	28,000
"	"	"	"	"	"	"	"	2	7	4	7	12,800
"	"	1	1	"	"	"	"	"	"	"	"	"
"	"	"	"	"	"	"	"	"	"	4	6	5,700
"	"	2	3	2	2	2	3	2	7	14	12	13,000
1	23	1	19	6	36	6	37	8	59	29	60	76,500
1	"	"	"	"	"	1	1	"	"	"	"	"
<b>81</b>	<b>544</b>	<b>80</b>	<b>384</b>	<b>377</b>	<b>1,754</b>	<b>274</b>	<b>1,389</b>	<b>344</b>	<b>4,185</b>	<b>1,606</b>	<b>10,251</b>	<b>13,886,560</b>

— (d) Font aussi la salaison.



## TABLE ANALYTIQUE.

	Pages.
I. — Renseignements généraux. — Rapport au Sous-Secrétaire d'État.....	9
TABLEAUX ANNEXES :	
1° Graphique de la pêche de la morue de 1898 à 1922; 2° graphique de la pêche du hareng de 1898 à 1922; 3° graphique de la pêche à la sardine de 1898 à 1922; 4° graphique pour l'ostréiculture. — Rendement en nombre et en valeur de 1898 à 1922.....	13
II et III. — Tableaux comparatifs des résultats de la pêche ( <i>pêche en bateau et pêche à pied</i> ) et de l'ostréiculture ( <i>huîtres indigènes et huîtres portugaises</i> ) pour les années 1913 à 1922 et rendement des différentes pêches en 1922.....	23
IV. — Tableaux d'ensemble de l'armement ( <i>Matériel et Personnel</i> ) et du rendement de la pêche.....	31
I. Pêche en bateau. — Importance des entreprises de pêche (nombre de bateaux, tonnage et valeur). — Valeur des engins. — Rendement économique et commercial de la pêche en bateau.....	32
II. Pêche en bateau. — Renseignements sur le tonnage des bateaux de pêche.....	58
III. Pêche en bateau. — Renseignements sur le personnel (importance numérique, professions, âges des marins, industries exercées accessoirement).....	82
IV. Pêche à pied. — Importance numérique des pêcheurs et rendement.	106
V. — Pêche en mer. — Grande pêche :	
1° Terre-Neuve et Islande. — Rendement par ports d'armement des bateaux pêcheurs et par ports de débarquement des produits de la pêche. 114 et 116	
2° Tableau détaillé des primes allouées pour encouragements aux pêches maritimes, en 1922.....	118
3° Tableau comparatif des primes allouées pour encouragements aux pêches maritimes, de 1856 à 1922.....	120
VI. — Pêche en bateau :	
Grande pêche. — Pêche au large et pêche côtière. — Étangs salés et partie maritime des fleuves et rivières. — Quantités et valeur des produits pêchés par les bateaux de chaque syndicat.....	123

	Pages.
VII. — Pêche à pied.....	163
VIII, IX et X. — Ostréiculture; mytiliculture et établissements coquilliers; réservoirs à poissons et à crustacés.....	187
XI. — Industries connexes.....	199

## TABLE ALPHABÉTIQUE.

	Pages.
Conserves de poissons (Fabriques de).....	200
Construction de bateaux de pêche (Chantiers de).....	201
Coquilliers (Établissements).....	194
Cordages, voiles et agrès, etc. (Fabriques et maisons de vente de).....	201
Engrais, colle ou huile de poisson (Fabriques d').....	200
Filets, lignes, hameçons, etc. (Fabriques ou maisons de vente de).....	201
Fumaisons ou salaisons (Ateliers de).....	200
Glace (Fabriques de).....	201
Grande pêche.....	113
Hareng (Pêche du). — Voir <i>Graphique pour la période 1898-1922</i> .....	17
Industries connexes.....	199
Iode (Voir <i>Usines pour la transformation des herbes marines</i> ).	
Islande (Pêche d').....	116-117
Mareyeurs ou expéditeurs de poissons.....	200
Morue (Pêche de la). — Voir <i>Grande pêche</i> .	
Voir aussi <i>Graphique pour la période 1898-1922</i> .....	15
Mytiliculture.....	194
Ostréiculture.....	188
Voir aussi <i>Graphique du rendement en nombre et en valeur pour la période 1898-1922</i> .....	21
Pêche à pied.....	163
Pêche au large.....	31-123
Pêche en mer, dans la partie salée des fleuves et rivières et dans les étangs salés.....	123
Personnel de la pêche en bateau.....	82
Personnel de la pêche à pied.....	106
Primes allouées pour encouragements aux pêches maritimes.....	118-120
Réparations de bateaux de pêche (Chantiers de).....	201
Réservoirs à poissons.....	196
— à crustacés.....	197



	Pages.
Rogue de morue.....	124
Salaisons (Ateliers de).....	200
Sardine (Pêche de la).	
Voir <i>Graphique de la pêche de la sardine, pour la période 1898-1922</i> ....	19
Sel (Dépôts de).....	201
Soude. — Voir <i>Usines pour la transformation des herbes marines</i> .	
Terre-Neuve (Pêche à).....	114-115
Usines pour la transformation des herbes marines (soude, iode, etc.).....	201