

STATISTIQUE
DES
PÊCHES MARITIMES

RÉPUBLIQUE FRANÇAISE

MINISTÈRE DE LA MARINE MARCHANDE

DIRECTION DES PÊCHES MARITIMES ET DU PERSONNEL. — BUREAU DES AFFAIRES ÉCONOMIQUES
ET DES INSTITUTIONS DE MUTUALITÉ INTÉRESSANT LA PÊCHE

STATISTIQUE
DES
PÊCHES MARITIMES

ANNÉE 1930



PARIS
IMPRIMERIE NATIONALE

1931

STATISTIQUE
DES
PÊCHES MARITIMES.

ANNÉE 1930.

I
RENSEIGNEMENTS GÉNÉRAUX.

RAPPORT

AU MINISTRE DE LA MARINE MARCHANDE.

J'ai l'honneur de soumettre à Monsieur le Ministre de la Marine Marchande la statistique des pêches maritimes, de la mytiliculture et de l'ostréiculture pour l'année 1930 et de lui exposer succinctement les résultats de la pêche au cours de la même année.

I. — MATÉRIEL.

En 1929, le nombre des navires de pêche armés était de 24.690 unités représentant 287.331 tonneaux, il est en 1930 de 25.056 pour un tonnage total de 292.899.

On peut donc constater une augmentation du nombre des bateaux et du tonnage total.

Le nombre des voiliers continue à diminuer: 16.615 en 1930 pour un tonnage de 111.858 tonneaux contre 17.720 navires représentant 126.580 tonneaux en 1929.

N° 6006 de la Nomenclature des documents. Année 1930.

Par contre, les navires à moteur passent de 6.396 (40.458 tonneaux) à 7.869 (54.093 tonneaux). Quant aux navires à vapeur leur nombre est de 574 (120.293 tonneaux) en 1929 contre 572 (126.948 tonneaux) en 1930.

Le tableau ci-dessous donne le nombre et le tonnage des bateaux de pêche armés de 1914 à 1930 :

ANNÉES.	NOMBRE DES BATEAUX.			TONNAGE DES BATEAUX.		
	Vapeurs	Bateaux à propulsion mécanique.	Voiliers.	Vapeurs	Bateaux à propulsion mécanique	Voiliers.
1914.....	347	375	25.946	66.604	1.865	201.130
1915.....	148	267	pontés 2.493 non pontés 12.412	16.160	844	pontés 59.373 non pontés 36.366
1916.....	84	260	pontés 2.462 non pontés 11.951	5.166	1.036	pontés 70.939 non pontés 36.023
1917.....	85	331	pontés 2.240 non pontés 12.267	4.491	1.486	pontés 51.702 non pontés 37.656
1918.....	94	423	pontés 2.496 non pontés 12.570	7.755	1.830	pontés 55.434 non pontés 38.289
1919.....	331	570	pontés 3.032 non pontés 14.973	48.341	2.961	pontés 75.005 non pontés 45.917
1920.....	379	689	pontés 3.102 non pontés 16.480	57.407	3.567	pontés 76.611 non pontés 50.961
1921.....	436	819	pontés 3.150 non pontés 17.035	75.183	4.589	pontés 92.171 non pontés 50.092
1922.....	476	968	pontés 3.346 non pontés 17.359	84.772	4.925	pontés 97.516 non pontés 52.204
1923.....	494	1.162	pontés 3.521 non pontés 17.219	87.149	6.786	pontés 97.857 non pontés 49.545
1924.....	504	1.827	21.267	88.936	9.295	114.682
1925.....	535	2.307	20.289	90.098	13.825	152.874
1926.....	566	3.570	19.812	109.449	20.718	146.457
1927.....	570	4.674	19.746	111.952	28.855	138.671
1928.....	557	5.406	18.766	117.133	33.833	128.651
1929.....	574	6.396	17.720	120.293	40.458	126.580
1930.....	572	7.869	16.615	126.948	54.093	111.858

II. — PERSONNEL.

Le nombre total des pêcheurs pratiquant la pêche en bateau s'est élevé en 1930 à 82.671 alors qu'il était de 83.275 en 1929. Celui des pêcheurs à pied est de 57.868 en 1930 contre 47.722 en 1929.

Cette situation tient particulièrement à ce que le recrutement des mousses devient de plus en plus difficile, le nombre des inscrits provisoires diminue également du fait de la diminution des naissances pendant les années de guerre.

III. — PRODUCTION.

La valeur globale des produits de la pêche en bateau est de 1.189.000.000 francs contre 1.173.000.000 francs en 1929.

La production de la pêche en bateau s'élève à 289.000.000 kilos contre 287.000.000 kilos en 1929.

Cette augmentation est due à un rendement supérieur en 1930 de la pêche fraîche (239.500.000 kilos contre 231.980.000 en 1929); par contre les résultats de la grande pêche ont été très nettement inférieurs à ceux de 1929 (49.650.000 kilos contre 55.820.000).

J'ai l'honneur de proposer au Ministre de faire tirer à 350 exemplaires la présente statistique qui sera répartie entre les administrateurs de l'inscription maritime et les personnalités et groupements qu'elle est susceptible d'intéresser; 50 exemplaires seraient, en outre, réservés pour la vente.

La dépense d'impression sera imputée sur les fonds du chapitre 4, article 10, exercice courant.

Le Directeur des Pêches maritimes et du Personnel,

Signé : LECOURBE.

APPROUVÉ :

Paris, le 20 novembre 1931.

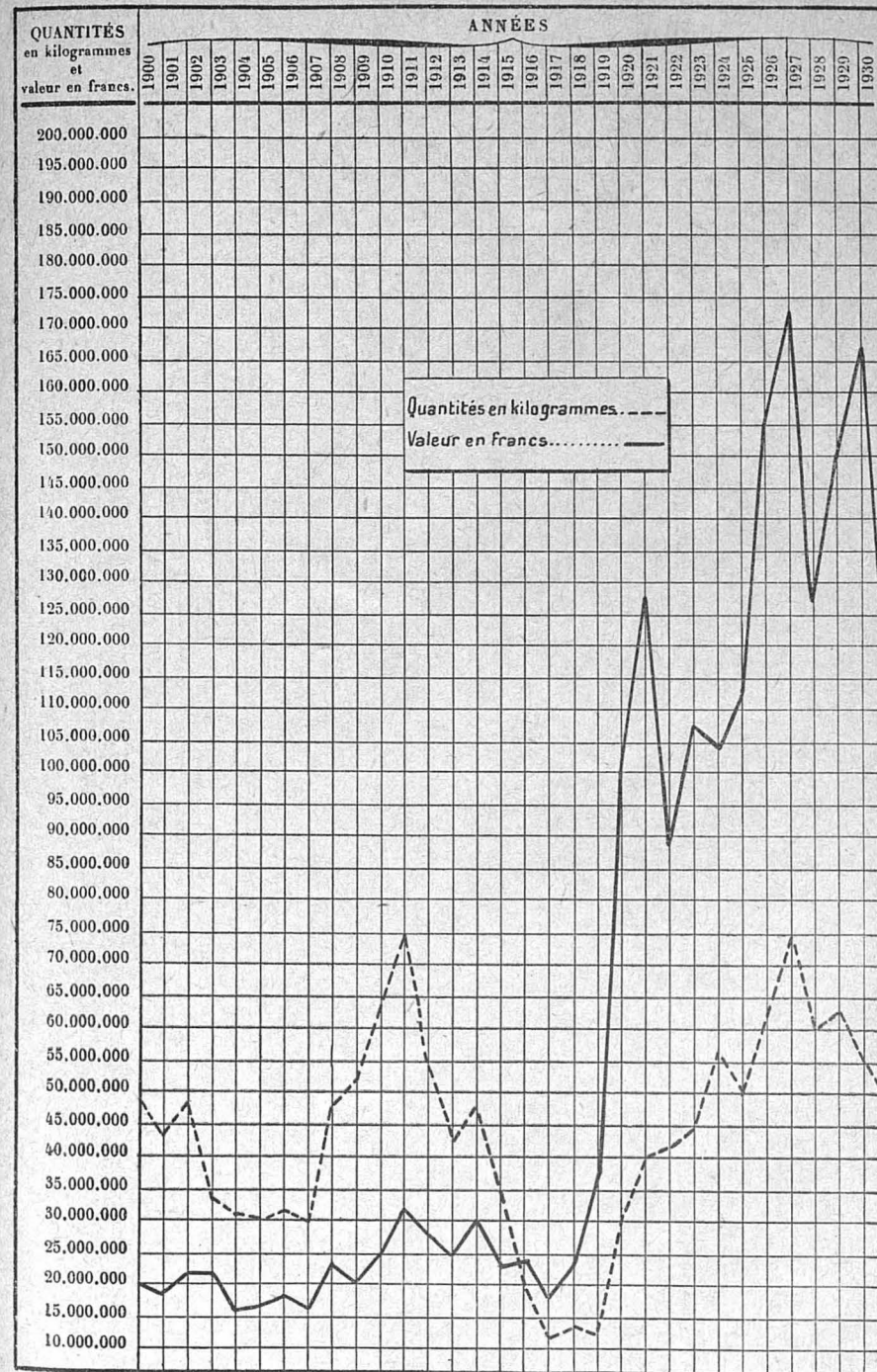
Le Ministre de la Marine Marchande,

Signé : DE CHAPPEDELAINE

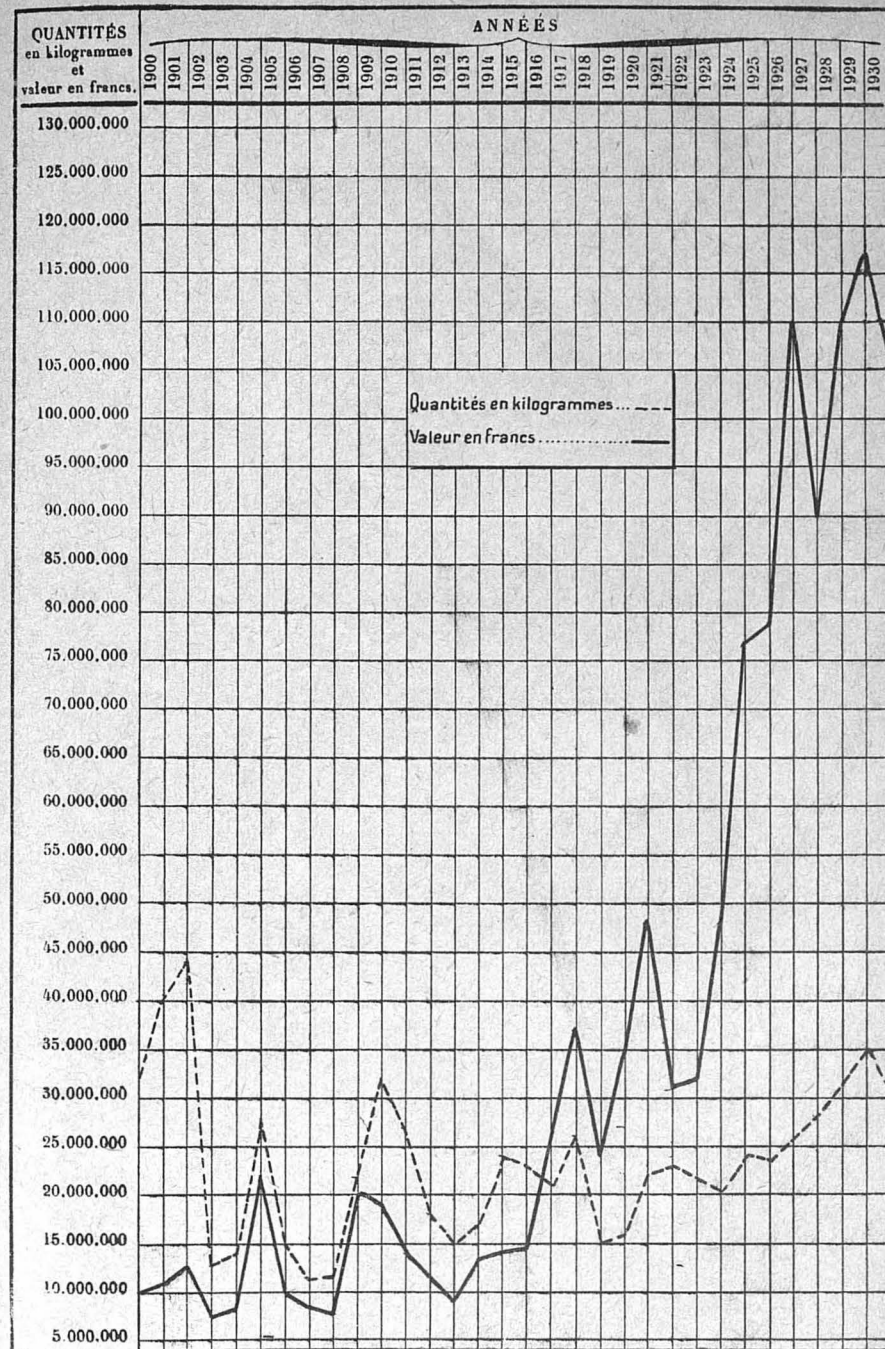
TABLEAUX ANNEXES.

- 1° — Graphique de la pêche de la *morue* de 1900 à 1930.
- 2° — Graphique de la pêche du *hareng*.
- 3° — Graphique de la pêche de la *sardine*.
- 4° — Graphique pour l'*Ostréiculture*. — Rendement en nombre et en valeur de 1900 à 1930.
- 5° — Graphique pour la pêche du *maquereau* de 1923 à 1930.
- 6° — Graphique pour la pêche du *thon*.
- 7° — Graphique pour la pêche des *homards et langoustes*.
- 8° — Graphique pour la pêche du poisson frais.

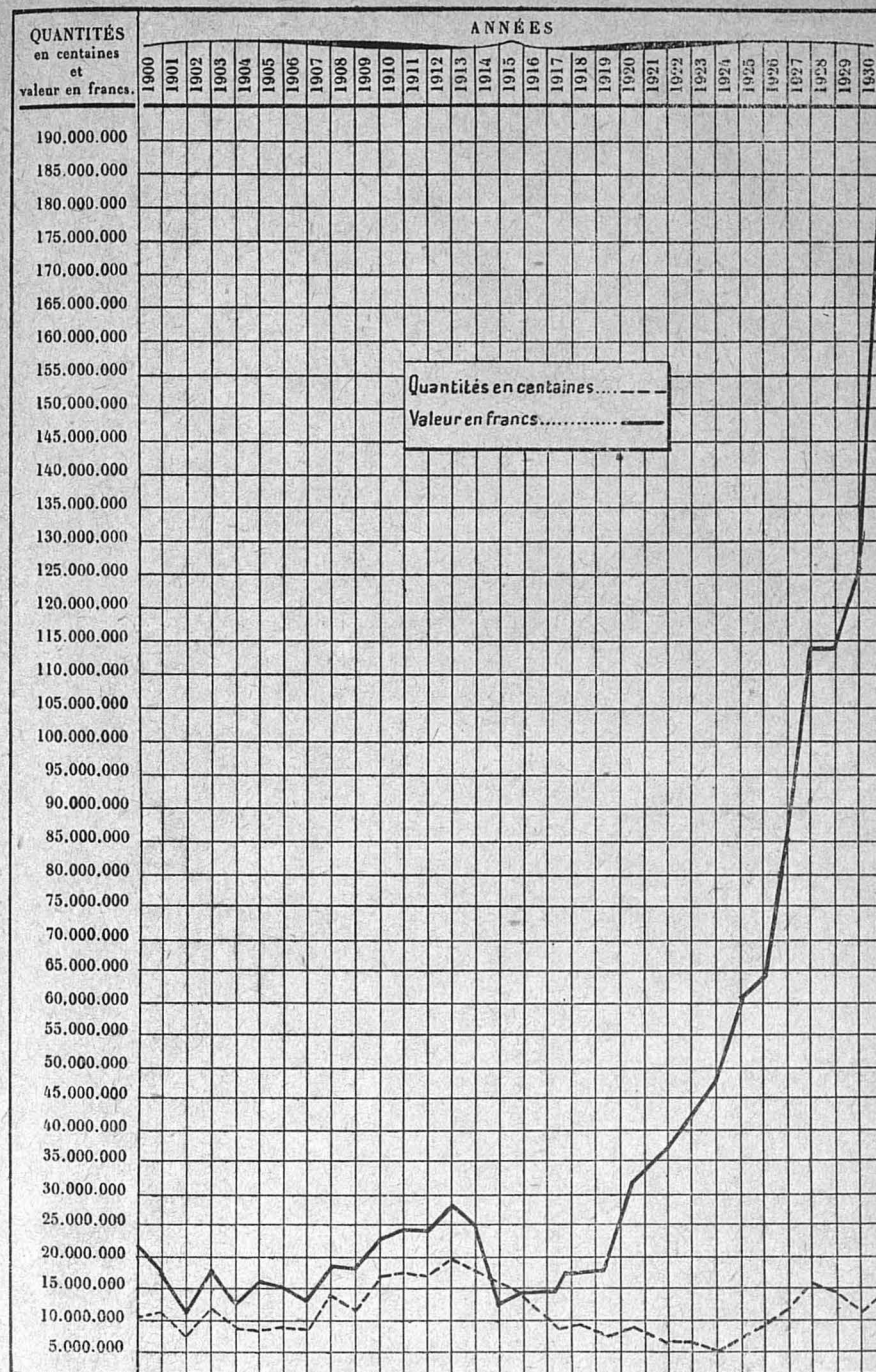
Pêche de la MORUE de 1900 à 1930.



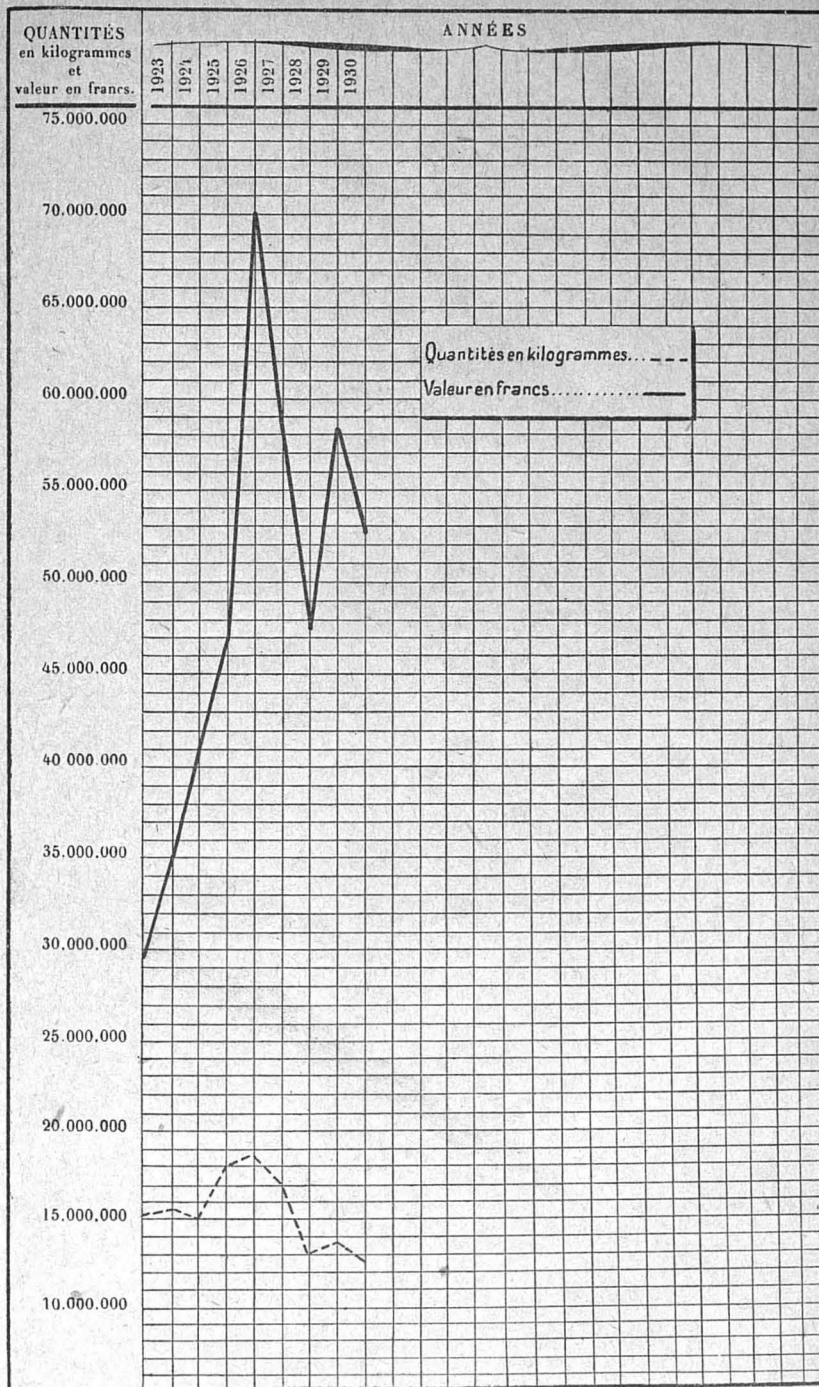
Pêche de la SARDINE de 1900 à 1930.



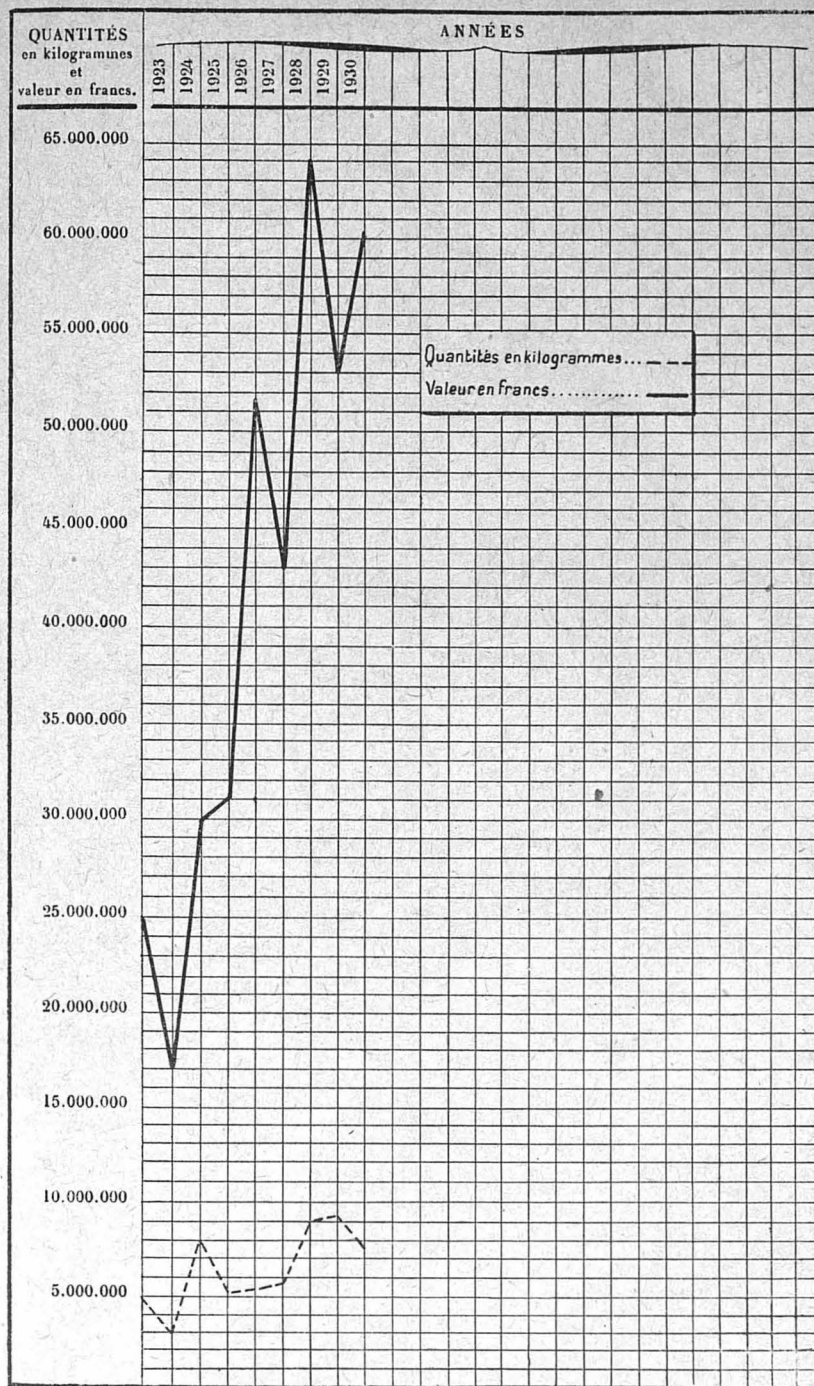
OSTREICULTURE. — Rendement en nombre et en valeur de 1900 à 1930.



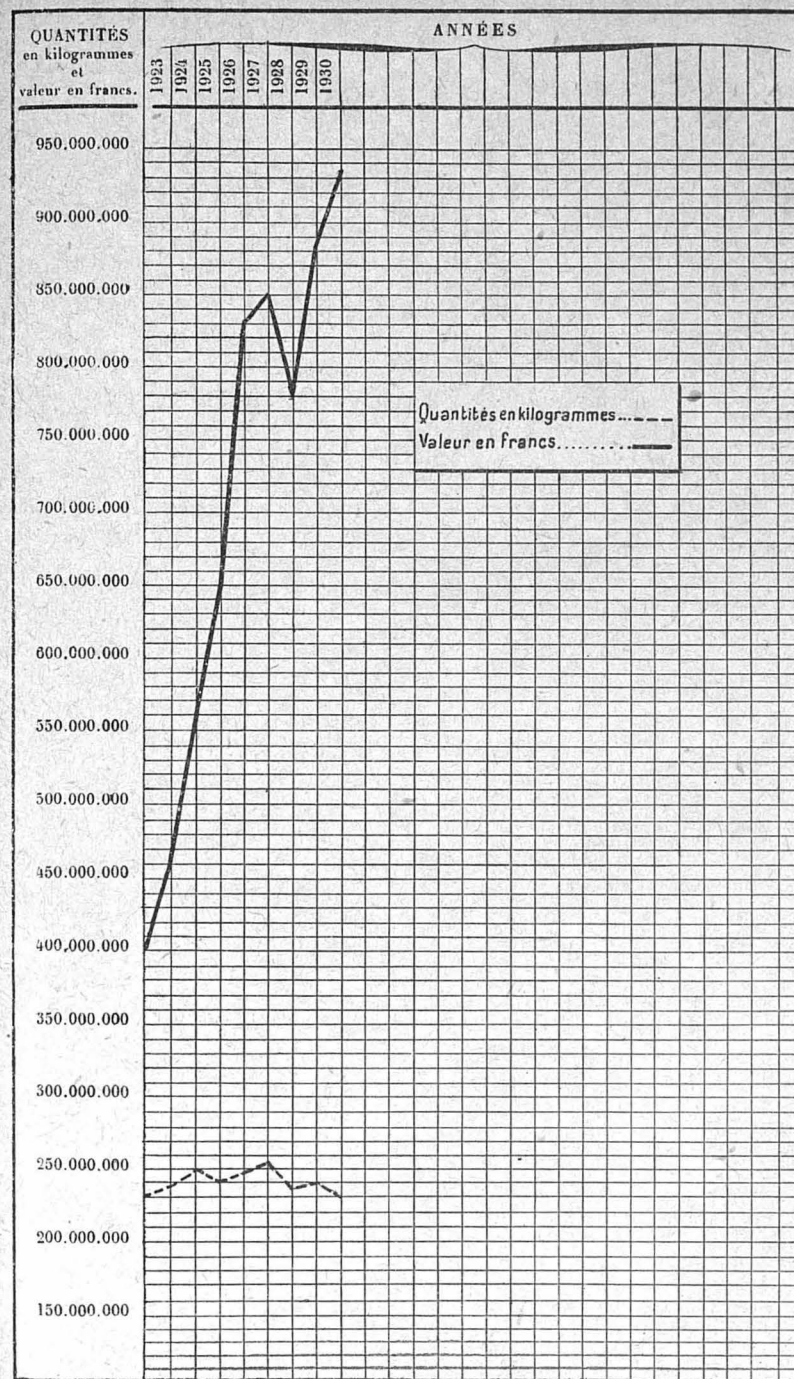
Pêche du MAQUEREAU de 1923 à 1930.



Pêche du THON de 1923 à 1930.



Pêche du POISSON FRAIS de 1923 et 1930.



TABLEAUX COMPARATIFS

des résultats

*de la pêche (pêche en bateau et pêche à pied) et de l'ostréiculture (huîtres indigènes
et huîtres portugaises) pour les années 1926 à 1930.*

(Quantités et valeurs des produits débarqués dans les ports français.)

TABLEAU comparatif des résultats de la pêche (pêche en bateau et pêche à pied) pour les années 1926 à 1930.

DÉSIGNATION DES PRODUITS.	UNITÉS de quan- tité.	1926.		1927.		1928.		1929.		1930.		
		QUANTITÉS.	VALEUR.	QUANTITÉS.	VALEUR.	QUANTITÉS.	VALEUR.	QUANTITÉS.	VALEUR.	QUANTITÉS.	VALEUR.	
			francs.		francs.		francs.		francs.		francs.	
Islande.	Morue.	Kilogr.	3.919.158	13.099.081	2.469.812	8.336.748	3.487.029	10.558.831	2.751.878	9.923.047	5.220.265	15.380.166
	Rogue.	Idem.	47.829	136.097	34.846	78.680	80.382	172.098	61.443	53.543	9.920	10.110
	Huile.	Litre.	62.133	241.387	37.255	172.573	106.418	202.371	51.113	174.132	102.300	372.857
Groënland.	Morue.	Kilogr.	"	"	"	"	"	"	2.736.636	10.841.320	15.515.255	33.559.097
	Rogue.	Idem.	"	"	"	"	"	"	8.400	10.500	5.200	5.200
	Huile.	Litre.	"	"	"	"	"	"	110.534	352.836	238.231	551.515
Feroë et Dogger-Bank	Morue.	Kilogr.	"	"	"	"	"	"	"	"	"	"
	Rogue.	Idem.	"	"	"	"	"	"	"	"	"	"
Terre-Neuve.	Huile.	Litre.	"	"	"	"	"	"	"	"	"	"
	Morue.	Kilogr.	68.054.547	155.042.357	56.934.122	117.187.818	54.692.531	127.302.817	47.381.593	139.504.830	28.621.402	67.102.830
	Rogue.	Idem.	14.009	25.746	47.147	75.281	25.875	100.500	"	"	2.700	2.700
Poissons divers de la côte occidentale d'Afrique.	Huile.	Litre.	122.696	338.042	368.606	1.174.931	379.691	1.224.395	697.211	2.551.563	330.526	1.135.759
	Morue.	Kilogr.	"	"	"	"	"	"	"	"	"	"
	Rogue.	Idem.	"	"	"	"	"	"	"	"	"	"
Cabillauds.	Morue.	Kilogr.	1.068.156	4.491.722	1.261.042	5.485.140	1.008.733	4.864.678	1.126.014	4.958.310	1.263.542	5.831.520
	Morue.	Idem.	17.582.840	94.583.343	14.813.826	98.976.429	10.445.140	81.638.468	11.654.000	107.800.050	12.101.817	93.993.272
	Turbot.	Idem.	888.112	12.084.924	865.602	12.454.038	805.500	12.096.994	862.043	13.757.754	1.020.401	17.181.260
Barbus.	Morue.	Idem.	674.312	8.569.390	589.540	8.374.057	513.496	7.845.237	451.209	6.734.688	690.956	10.447.419
	Morue.	Idem.	3.947.954	18.280.030	3.021.377	16.891.902	2.831.648	16.314.559	2.723.141	15.444.573	2.957.327	17.154.173
	Morue.	Idem.	2.018.319	38.908.688	2.111.997	43.626.723	1.854.502	40.038.705	2.021.261	45.825.552	1.615.649	39.170.530
Carrelets ou plies.	Morue.	Idem.	1.227.812	5.457.088	1.467.247	7.444.886	1.903.368	9.568.593	1.389.692	7.031.733	2.581.055	13.375.660
	Morue.	Idem.	14.801.896	41.664.119	13.581.665	52.056.216	11.109.527	40.995.619	12.358.857	45.098.931	12.037.412	43.134.029
	Morue.	Idem.	1.477.457	14.045.672	1.334.573	15.470.154	1.492.878	18.433.597	1.671.714	19.670.275	1.695.772	21.887.243
Mulets et bars.	Morue.	Idem.	6.820.408	13.397.699	8.664.261	13.091.285	9.355.315	15.778.535	8.382.790	13.373.930	6.059.681	12.640.040
	Morue.	Idem.	24.793.050	58.802.659	39.498.258	72.560.901	36.847.695	66.773.080	43.501.648	69.365.278	42.196.736	76.157.417
	Morue.	Idem.	921.952	2.164.517	523.386	1.923.261	535.640	1.894.353	375.284	2.048.207	496.356	1.421.473
Maquereaux.	Morue.	Idem.	17.342.513	68.921.092	16.311.554	54.931.468	12.651.925	45.747.711	13.298.163	56.379.108	12.272.625	51.142.738
	Morue.	Idem.	8.056.358	37.324.147	13.235.984	51.053.507	17.880.425	61.369.197	21.607.927	66.010.105	35.385.877	94.535.659
	Morue.	Idem.	25.362.291	109.710.215	27.213.365	90.033.192	31.382.796	110.226.911	35.870.313	116.935.833	30.721.142	105.711.443
Merlans.	Morue.	Idem.	2.857.277	3.234.963	1.801.925	1.839.954	970.281	1.148.250	2.072.277	2.630.802	2.694.452	3.280.982
	Morue.	Idem.	3.235.966	5.584.373	3.759.983	4.801.222	2.752.420	4.362.649	2.503.200	3.442.705	4.160.804	5.156.055
	Morue.	Idem.	4.646.752	47.103.113	4.989.870	38.045.266	7.682.007	54.750.725	7.523.287	42.173.908	6.178.185	49.057.979
Thons.	Morue.	Idem.	784.070	4.158.849	799.484	4.919.181	1.387.927	8.496.335	1.259.023	12.735.933	1.592.478	11.962.823
	Morue.	Idem.	56.290	307.337	49.894	140.182	44.952	287.301	41.662	231.614	37.605	206.473
	Morue.	Idem.	323.462	2.749.929	246.558	1.008.265	168.751	1.188.293	158.311	1.633.191	138.665	1.519.040
Poissons divers, gros ou grands.	Morue.	Idem.	45.152.438	109.689.194	43.247.052	188.768.062	33.582.601	174.108.821	50.705.594	223.781.249	60.358.584	284.531.003
	Morue.	Idem.	1.503.840	9.733.804	1.381.614	9.590.291	1.358.681	9.718.527	2.157.426	15.871.618	2.832.780	17.631.993
	Morue.	Idem.	215.406	3.765.046	319.934	5.058.151	345.101	5.611.358	302.371	5.061.924	279.521	6.301.510
Homards et langoustes.	Morue.	Idem.	2.305.793	37.440.446	2.445.124	40.566.212	3.230.094	54.417.428	2.618.645	50.275.203	2.302.606	52.290.072
	Morue.	Idem.	158.140	1.942.865	189.900	2.331.090	221.450	2.781.907	264.460	3.711.515	192.790	3.051.150
	Morue.	Idem.	2.706.954	4.001.183	2.653.511	4.217.691	2.587.285	3.935.620	2.689.402	4.455.039	3.305.197	6.313.456
Crustacés divers.	Morue.	Idem.	3.133.751	8.760.752	2.096.548	7.453.405	2.742.556	8.090.560	2.167.854	7.455.818	2.587.418	9.820.868
	Morue.	Idem.	3.249	1.312.035	843	436.974	524	332.747	668	401.880	475	197.351
	Morue.	Idem.	269.865	7.799.275	561.659	11.150.490	925.703	18.524.470	914.404	23.073.780	890.640	28.877.800
Moules.	Morue.	Hectol.	178.209	4.804.541	190.448	5.542.544	233.858	5.277.002	231.233	6.164.224	203.295	6.125.842
	Morue.	Nombre.	4.663.814	3.457.343	6.739.820	4.316.241	7.772.097	5.177.081	21.260.505	9.670.386	8.711.981	5.939.712
	Morue.	Hectol.	14.366	522.835	11.615	810.055	9.433	731.260	17.586	1.439.850	19.647	2.181.430
Mollusques divers.	Morue.	Idem.	202.044	6.728.685	181.015	5.902.528	190.873	6.776.945	174.873	7.373.108	204.861	3.375.545
	Morue.	Kilogr.	185.785	723.979	209.174	872.353	211.239	957.235	163.967	818.463	160.908	902.882
	Morue.	Nombre.	2.653.833	166.157	2.631.660	214.078	4.012.825	317.536	4.624.974	456.043	5.531.028	685.482
Violet.	Morue.	Idem.	5.354.012	608.600	4.169.180	439.918	2.254.920	309.145	2.003.100	340.300	1.533.220	263.370
	Morue.	Idem.	"	"	"	"	"	"	"	"	"	"
	Morue.	Idem.	"	"	"	"	"	"	"	"	"	"
Corail.	Morue.	Kilogr.	3.764	1.314.220	352	86.380	507	99.300	785	144.700	522	220.850
	Morue.	Idem.	675.267	1.959.447	275.450	359.640	442.230	485.377	813.885	1.385.007	709.250	857.074
	Morue.	M. cube.	1.420.474	18.971.151	1.166.029	14.558.505	1.372.069	18.282.830	1.274.495	26.162.153	1.157.754	23.559.323
Sables coquilliers, amen- dements marins.	Morue.	Idem.	438.904	4.350.788	512.312	4.880.251	213.679	2.931.515	277.663	4.178.019	263.310	4.300.523
	Morue.	Idem.	"	"	"	"	"	"	"	"	"	"
	Morue.	Idem.	"	"	"	"	"	"	"	"	"	"
VALEUR TOTALE des produits de la pêche en mer.			1.067.567.002		1.038.907.881		1.071.163.786		1.214.909.538		1.232.690.633	
Nombre de pêcheurs.	en bateau.		85.298		85.721		84.056		83.275		82.671	
	à pied.		49.234		45.757		52.723		47.722		57.868	
Nombre des bateaux.	à vapeur.		566		570		557		574		752	
	à propulsion mécanique.		3.570	23.948	4.674	24.990	5.406	24.729	6.396	24.690	7.869	25.056
	à voiles.		19.812		19.746		18.766		17.720		16.615	
Tonnage des bateaux.	à vapeur.		109.449		111.952		117.133		120.293		126.948	
	à propulsion mécanique.		20.718	276.624	28.355	278.978	33.833	279.617	40.458	287.331	54.093	292.899
	à voiles.		146.457		138.671		128.651		126.580		111.858	

NOTA. — Les chiffres afférents à la production de la morue expriment les quantités et valeurs des produits débarqués dans les ports français. Ils sont donc inférieurs à ceux figurant à la page 98 et suivantes qui correspondent aux quantités pêchées par tous les navires français et débarqués tant en France qu'à Saint-Pierre et Miquelon.

*TABLEAU comparatif des résultats de l'ostréiculture (huîtres indigènes et huîtres portugaises)
pour les années 1926 à 1930.*

ANNÉES.	HUITRES INDIGÈNES.		HUITRES PORTUGAISES.		TOTAL.	
	QUANTITÉS. (Nombre.)	VALEUR. (Francs.)	QUANTITÉS. (Nombre.)	VALEUR. (Francs.)	QUANTITÉS. (Nombre.)	VALEUR. (Francs.)
1926-1927.....	6.395.000	6.565.580	1.452.276.000	107.463.624	1.458.671.000	114.029.204
1927-1928.....	10.891.000	8.301.100	1.371.594.000	105.765.105	1.382.485.000	114.066.205
1928-1929.....	13.190.000	10.185.272	1.136.745.000	115.739.200	1.149.935.000	125.924.472
1930-1931.....	20.247.000	11.410.542	1.350.325.000	176.877.684	1.370.572.000	188.288.226

ARMEMENT.

II

- I. Nombre de bateaux armés en pêche. — Renseignements sur le tonnage de bateaux.
- II. Nombre de bateaux ayant pris part aux pêches saisonnières. — Quantités de marée fraîche débarquée dans chaque syndicat et valeur correspondante. — Valeur totale des produits de pêche débarqués.

II. ARMEMENT. — Nombre de bateaux armés.

QUARTIERS.	PORTS.	SO-CIÉTÉS ou COMPAGNIES d'armement.	ARMA-TEURS.	PATRONS propriétaires.	BATEAUX À VAPEUR.					TOTAL du tonnage.	
					RÉPARTITION SUIVANT LE TONNAGE.						
					NOMBRE.	0 à 50 t ^s .	51 à 100 t ^s .	101 à 200 t ^s .	201 à 500 t ^s .		Plus de 500 t ^s .
RÉGION DE LA MER DU NORD											
Le Havre.....	Le Havre.....	2	"	"	4	"	"	"	"	4	5.006
	Quillebeuf.....	"	20	192	"	"	"	"	"	"	"
		"	6	29	"	"	"	"	"	"	"
Caen.....	Honfleur.....	"	56	"	"	"	"	"	"	"	"
	Trouville.....	"	5	71	"	"	"	"	"	"	"
	Dives.....	"	"	20	"	"	"	"	"	"	"
	Caen.....	"	"	15	"	"	"	"	"	"	"
	Ouistreham.....	"	"	1	"	"	"	"	"	"	"
	Courseulles.....	"	10	64	"	"	"	"	"	"	"
	Port-en-Bessin.....	"	6	40	"	"	"	"	"	"	"
	Grandcamp.....	"	9	79	"	"	"	"	"	"	"
		"	7	118	"	"	"	"	"	"	"
		"	"	"	"	"	"	"	"	"	"
Cherbourg.....	La Hougue.....	"	11	"	"	"	"	"	"	"	"
	Barfleur.....	"	1	127	"	"	"	"	"	"	"
		"	"	72	"	"	"	"	"	"	"
	Cherbourg.....	"	1	3	3	"	"	"	"	427	"
	Blainville.....	"	1	281	"	"	"	"	"	149	"
	Granville.....	"	1	130	"	"	"	"	"	1.096	"
	"	"	165	"	"	"	"	"	"	"	

Renseignements sur le tonnage des bateaux. (Suite.)

QUARTIERS.	PORTS.	SO-CIÉTÉS ou COMPAGNIES d'armement.	ARMA-TEURS.	PATRONS propriétaires.	BATEAUX À PROPULSION MÉCANIQUE.								VOILIERS.								TOTAL des BATEAUX.	TON-NAGE GLOBAL. tonneaux.	
					RÉPARTITION SUIVANT LE TONNAGE.								RÉPARTITION SUIVANT LE TONNAGE.										
					NOMBRE.	0 à 5 t ^s .	6 à 10 t ^s .	11 à 25 t ^s .	26 à 50 t ^s .	51 à 100 t ^s .	Plus de 100 t ^s .	TOTAL du tonnage.	NOMBRE.	0 à 5 t ^s .	6 à 10 t ^s .	11 à 25 t ^s .	26 à 50 t ^s .	51 à 100 t ^s .	Plus de 100 t ^s .	TOTAL du tonnage.			
ET DE LA MANCHE. (Suite.)																							
Le Havre.....					16	7	6	3	"	"	"	"	200	4	1	3	"	"	"	"	60	216	5.976
					114	78	29	7	"	"	"	"	390	78	50	24	4	"	"	"	320		
					4	4	"	"	"	"	"	"	13	2	2	"	"	"	"	"	5		
					1	1	"	"	"	"	"	"	3	28	28	"	"	"	"	"	98		
Caen.....	Honfleur.....	"	"	"	33	13	18	2	"	"	"	"	230	23	18	5	"	"	"	"	100	127	700
	Trouville.....	"	"	"	39	14	20	5	"	"	"	"	210	32	26	5	1	"	"	"	160		
	Dives.....	"	"	"	1	1	"	"	"	"	"	"	3	4	"	"	"	"	"	"	74		
	Caen.....	"	"	"	7	3	2	2	"	"	"	"	52	13	5	1	6	1	"	"	197		
	Ouistreham.....	"	"	"	2	2	"	"	"	"	"	"	4	13	12	"	1	"	"	"	35		
	Courseulles.....	"	"	"	"	"	"	"	"	"	"	"	"	1	1	"	"	"	"	"	1		
	Port-en-Bessin.....	"	"	"	11	4	2	5	"	"	"	"	92	53	53	"	"	"	"	"	104		
	Grandcamp.....	"	"	"	6	6	"	"	"	"	"	"	18	4	4	"	"	"	"	"	12		
		"	"	"	6	6	"	"	"	"	"	"	18	34	34	"	"	"	"	"	64		
		"	"	"	9	"	"	"	9	"	"	"	436	"	"	"	"	"	"	"	"		
Cherbourg.....	La Hougue.....	"	"	"	12	"	"	12	"	"	"	580	"	"	"	"	"	"	"	"	100	1506	
	Barfleur.....	"	"	"	62	50	"	3	9	"	"	442	17	17	"	"	"	"	"	"	48		
	Cherbourg.....	"	"	"	7	"	"	5	2	"	"	162	"	"	"	"	"	"	"	"			
	Blainville.....	"	"	"	60	18	23	6	13	"	"	845	58	53	3	2	"	"	"	"	114		
	Granville.....	"	"	"	"	"	"	"	"	"	"	"	"	"	"	"	"	"	"	"	"		
		"	"	"	6	"	1	5	"	"	"	"	109	5	3	2	"	"	"	"	31		
		"	"	"	10	6	3	1	"	"	"	"	68	117	116	1	"	"	"	"	234		
		"	"	"	1	"	1	"	"	"	"	"	11	1	"	1	"	"	"	"	8		
		"	"	"	9	1	3	5	"	"	"	"	106	62	59	3	"	"	"	"	165		
		"	"	"	5	3	1	"	1	"	"	"	75	14	8	6	"	"	"	"	32		
Cherbourg.....		"	"	"	55	41	14	"	"	"	"	235	206	204	2	"	"	"	"	405	284	1.323	
		"	"	"	3	2	1	"	"	"	"	13	128	127	1	"	"	"	"	206			
		"	"	"	"	"	"	"	"	"	"	"	"	"	"	"	"	"	"	"			
		"	"	"	"	"	"	"	"	"	"	"	3	"	"	"	"	"	"	3			
	"	"	"	29	13	10	6	"	"	"	"	251	136	125	10	1	"	"	"	356	169	2.919	

II. ARMEMENT. — Nombre de bateaux armés, —

QUARTIERS.	PORTS.	SO-CIÉTÉS ou COMPAGNIES d'armement.	ARMA-TEURS.	PATRONS proprié-tes.	BATEAUX À VAPEUR.					TOTAL du tonnage.
					RÉPARTITION SUIVANT LE TONNAGE.					
					NOMBRE	0 à 50 t.	51 à 100 t.	101 à 200 t.	201 à 500 t.	
RÉGION DE LA MER DU NORD										
Cancalé.	Cancalé.....	"	"	260	"	"	"	"	"	"
	Le Vivier-sur-Mer..	"	"	18	"	"	"	"	"	"
Saint-Malo.....	Saint-Malo.....	1	"	"	"	"	"	"	"	5.796
	Saint-Malo.....	"	43	"	6	"	"	"	"	6
Saint-Servan.....	Saint-Servan.....	"	"	45	"	"	"	"	"	"
	Saint-Servan.....	"	15	"	"	"	"	"	"	"
Saint-Malo.....	Saint-Suliac.....	"	"	58	"	"	"	"	"	"
	Pleurtuit.....	"	"	124	"	"	"	"	"	"
	Dinard.....	"	"	38	"	"	"	"	"	"
	Plouhennec.....	"	"	42	"	"	"	"	"	"
	Plouër.....	"	"	46	"	"	"	"	"	"
	S'-Jacut-de-la-Mer..	"	2	"	"	"	"	"	"	"
	Dinan.....	"	"	45	"	"	"	"	"	"
	Dinan.....	"	"	7	"	"	"	"	"	"
Saint-Brieuc.....	Plévenon.....	"	"	61	"	"	"	"	"	"
	Pléneuf.....	"	"	74	"	"	"	"	"	"
	Saint-Brieuc.....	"	"	29	"	"	"	"	"	"
	Le Légué.....	"	4	"	"	"	"	"	"	"
	Binic.....	"	"	25	"	"	"	"	"	"
	Binic.....	"	"	19	"	"	"	"	"	"
Paimpol.....	Plouha.....	"	1	9	"	"	"	"	"	"
	Portrieux.....	"	"	45	"	"	"	"	"	"
	Plouézec.....	"	1	"	"	"	"	"	"	"
	Paimpol.....	"	3	"	"	"	"	"	"	"
				250						

Renseignements sur le tonnage des bateaux. (Suite.)

BATEAUX À PROPULSION MÉCANIQUE.										VOILIERS.								TOTAL des BATEAUX.	TONNAGE GLOBAL.
RÉPARTITION SUIVANT LE TONNAGE.										RÉPARTITION SUIVANT LE TONNAGE.									
NOMBRE.	0 à 5 t.	6 à 10 t.	11 à 25 t.	26 à 50 t.	51 à 100 t.	Plus de 100 t.	TOTAL du tonnage.	NOMBRE.	0 à 5 t.	6 à 10 t.	11 à 25 t.	26 à 50 t.	51 à 75 t.	Plus de 75 t.	TOTAL du tonnage.				
ET DE LA MANCHE. (Suite.)																			
85	73	2	10	"	"	"	384	175	141	20	13	1	"	"	"	875	260	1.259	
4	4	"	"	"	"	"	10	14	14	"	"	"	"	"	"	19	18	29	
"	"	"	"	"	"	"	"	5	"	"	"	"	"	"	5	1.681			
"	"	"	"	"	"	"	"	38	"	"	"	"	"	"	38	11.400	94	18.942	
6	6	"	"	"	"	"	12	39	39	"	"	"	"	"	53	768			
2	"	"	"	"	"	"	2	704	2	"	"	"	"	"	2	4.852	77	6.959	
1	"	"	"	"	"	"	1	383	14	"	"	"	"	"	14	107			
18	12	4	1	1	"	"	145	40	39	"	"	1	"	"	216	124	216		
"	"	"	"	"	"	"	"	124	124	"	"	"	"	"	60	38	69		
3	3	"	"	"	"	"	9	35	35	"	"	"	"	"	67	44	88		
12	12	"	"	"	"	"	21	32	32	"	"	"	"	"	84	46	84		
"	"	"	"	"	"	"	"	46	46	"	"	"	"	"	15	12	15		
"	"	"	"	"	"	"	"	12	12	"	"	"	"	"	2				
1	1	"	"	"	"	"	2	1	1	"	"	"	"	"	90	47	121		
8	8	"	"	"	"	"	27	37	36	1	"	"	"	"	21	7	24		
1	1	"	"	"	"	"	3	6	6	"	"	"	"	"					
5	4	1	"	"	"	"	20	56	54	2	"	"	"	"	90	61	110		
15	11	1	3	"	"	"	71	59	59	"	"	"	"	"	107	74	178		
1	"	1	"	"	"	"	8	28	16	12	"	"	"	"	157	29	165		
4	"	"	4	"	"	"	57	"	"	"	"	"	"	"	"	29	289		
15	2	"	13	"	"	"	154	10	2	8	"	"	"	"	78				
2	"	2	"	"	"	"	13	17	14	3	"	"	"	"	41	19	54		
"	"	"	"	"	"	"	"	10	10	"	"	"	"	"	17	10	17		
"	"	"	"	"	"	"	"	57	28	23	4	1	"	"	70	45	127		
17	14	3	"	"	"	"	"	1	1	"	"	"	"	"	5				
"	"	"	"	"	"	"	"	2	27	27	"	"	"	"	40				
1	1	"	"	"	"	"	2	739	1	"	"	"	"	"	145				
4	"	"	"	"	"	"	4	38	2	"	"	"	"	"	354	258	2.198		
1	"	"	"	"	"	"	"	"	250	215	6	29	"	"	922				

II. ARMEMENT. — Nombre de bateaux armés. —

QUARTIERS.	PORTS.	SO-CIÉTÉS ou COM-PAGNIES d'ar-mement.	ARMA-TEURS.	PATRONS pro-priétaires.	BATEAUX À VAPEUR.						TOTAL du tonnage.	
					RÉPARTITION SUIVANT LE TONNAGE.							
					NOMBRE.	0 à 50 t ² .	51 à 100 t ² .	101 à 200 t ² .	201 à 500 t ² .	Plus de 500 t ² .		
Tréguier	Pleubian	"	2	95	"	"	"	"	"	"		
	Tréguier	"	"	79	"	"	"	"	"	"		
	Port-Blanc	"	"	44	"	"	"	"	"	"		
Lannion	Perros-Guirrec	"	9	"	"	"	"	"	"	"		
	Pleumeur-Bodou	"	2	67	"	"	"	"	"	"		
	Lannion	"	"	94	"	"	"	"	"	"		
Morlaix	Plougasnou	"	3	"	"	"	"	"	"	"		
	Morlaix-Ouest	"	"	84	"	"	"	"	"	"		
	Roscoff	"	1	97	"	"	"	"	"	"		
	Plouneour-Trez	"	1	240	"	"	"	"	"	"		
Brest	Plouguerneau	"	"	141	"	"	"	"	"	"		
	L'Aber-Wrach	"	"	390	"	"	"	"	"	"		
	Porspoder	"	"	270	"	"	"	"	"	"		
	Ouessant	"	"	435	"	"	"	"	"	"		
	Le Conquet	"	1	129	"	"	"	"	"	"		
TOTAUX de la mer du Nord et de la Manche			68	471	5.731	246	8	23	76	107	32	69.500

RÉGION DE LA MER DU NORD

Renseignements sur le tonnage des bateaux. (Suite.)

QUARTIERS.	PORTS.	SO-CIÉTÉS ou COM-PAGNIES d'ar-mement.	ARMA-TEURS.	PATRONS pro-priétaires.	BATEAUX À PROPULSION MÉCANIQUE.								VOILIERS.								TOTAL des BATEAUX.	TON- NAGE GLOBAL. tonneaux.
					RÉPARTITION SUIVANT LE TONNAGE.							TOTAL du ton- nage.	RÉPARTITION SUIVANT LE TONNAGE.							TOTAL du ton- nage.		
					NOMBRE.	0 à 5 t ² .	6 à 10 "	11 à 25 t ² .	26 à 50 t ² .	51 à 100 t ² .	Plus de 100 t ² .		NOMBRE.	0 à 5 t ² .	6 à 10 t ² .	11 à 25 t ² .	26 à 50 t ² .	51 à 100 t ² .	Plus de 100 t ² .			
Tréguier	Pleubian	"	2	1	"	1	"	"	"	17	94	62	10	22	"	"	"	539	96	556		
	Tréguier	"	"	1	"	"	"	"	"	8	78	76	2	"	"	"	144	79	152			
	Port-Blanc	"	"	"	"	"	"	"	"	"	44	44	"	"	"	"	90	44	90			
Lannion	Perros-Guirrec	"	8	2	5	1	"	"	"	59	2	2	"	"	"	"	3	76	222			
	Pleumeur-Bodou	"	10	7	3	"	"	"	"	35	56	54	2	"	"	"	125	123	280			
	Lannion	"	10	6	4	"	"	"	"	60	113	110	2	1	"	"	220	94	280			
		"	6	4	1	1	"	"	"	33	88	88	"	"	"	"	197	94	230			
Morlaix	Plougasnou	"	"	"	"	"	"	"	"	"	3	3	"	"	"	"	8	87	269			
	Morlaix-Ouest	"	10	6	1	3	"	"	"	73	74	68	4	2	"	"	188	97	325			
	Roscoff	"	11	9	1	1	"	"	"	55	86	80	6	"	"	"	270	211	776			
	Plouneour-Trez	"	16	3	9	4	"	"	"	169	224	217	7	"	"	"	603	142	274			
		"	"	"	"	"	"	"	"	"	142	139	3	"	"	"	274					
Brest	Plouguerneau	"	13	13	"	"	"	"	"	52	377	377	"	"	"	"	1.131	390	1.183			
	L'Aber-Wrach	"	4	4	"	"	"	"	"	15	266	266	"	"	"	"	813	270	828			
	Porspoder	"	11	8	1	2	"	"	"	75	424	423	"	1	"	"	1.028	435	1.103			
	Ouessant	"	17	2	11	4	"	"	"	157	112	97	8	7	"	"	298	129	455			
	Le Conquet	"	7	2	5	"	"	"	"	38	58	39	16	3	"	"	280	66	325			
TOTAUX de la mer du Nord et de la Manche			1.413	700	291	302	94	6	20	21.839	4.767	4.339	219	134	3	"	72	36.751	6.426	128.090		

ET DE LA MANCHE. (Suite et fin.)

II. ARMEMENT. — Nombre de bateaux armés. —

Renseignements sur le tonnage des bateaux. (Suite.)

QUARTIERS.	PORTS.	SO-CIÉTÉS ou COMPAGNIES d'armement.	ARMA-TEURS.	PATRONS propriétaires.	BATEAUX À VAPEUR.							TOTAL du tonnage.	BATEAUX À PROPULSION MÉCANIQUE.							VOILIERS.							TOTAL des BATEAUX.	TON-NAGE GLOBAL. tonneaux.							
					RÉPARTITION SUIVANT LE TONNAGE.								TOTAL du tonnage.	RÉPARTITION SUIVANT LE TONNAGE.							TOTAL du tonnage.	RÉPARTITION SUIVANT LE TONNAGE.													
					NOMBRE.	0	51	101	201	Plus	de			NOMBRE.	0	6	11	26	51	Plus		de	NOMBRE.	0	6	11			26	51	Plus	de			
						50 t ^s .	100 t ^s .	200 t ^s .	500 t ^s .	1000 t ^s .					5 t ^s .	10 t ^s .	25 t ^s .	50 t ^s .	100 t ^s .	1000 t ^s .				5 t ^s .	10 t ^s .	25 t ^s .			50 t ^s .	100 t ^s .	1000 t ^s .				
RÉGION DE L'Océan. (Suite.)																																			
Auray	Étel	"	23	"	"	"	"	"	"	"	"	"	"	"	"	"	23	"	"	"	22	1	"	1.104	354	9.031									
	Quiberon	"	331	"	"	"	"	"	"	"	"	"	"	"	"	"	22	14	3	4	1	"	"	162	309	99	6	22	173	9	"	7.765	354	9.031	
	La Trinité-sur-Mer	"	112	"	"	"	"	"	"	"	"	"	"	"	"	"	32	17	8	7	"	"	"	"	181	80	71	7	1	1	"	259	112	440	
	Auray	"	46	"	"	"	"	"	"	"	"	"	"	"	"	"	"	6	4	2	"	"	"	"	26	40	36	4	"	"	"	94	50	134	
	Larmor-Baden	"	113	"	"	"	"	"	"	"	"	"	"	"	"	"	"	32	11	7	14	"	"	"	"	377	81	53	14	14	"	"	255	113	632
	Houat	"	47	"	"	"	"	"	"	"	"	"	"	"	"	"	"	6	6	"	"	"	"	"	20	41	41	"	"	"	"	60	47	80	
	Hœdic	"	35	"	"	"	"	"	"	"	"	"	"	"	"	"	"	11	6	5	"	"	"	"	61	24	24	"	"	"	"	87	35	148	
	Sauzon-Palais	"	35	"	"	"	"	"	"	"	"	"	"	"	"	"	"	20	17	3	"	"	"	"	62	35	31	4	"	"	"	38	55	100	
Vannes	Sauzon-Palais	"	135	"	"	"	"	"	"	"	"	"	"	"	"	"	27	7	16	4	"	"	"	"	221	108	103	2	2	"	1	"	313	135	534
	L'Île-aux-Moines	"	4	40	"	"	"	"	"	"	"	"	"	"	"	"	"	"	"	"	"	"	"	"	"	44	38	"	"	5	1	"	420	44	420
	Séné	"	168	"	"	"	"	"	"	"	"	"	"	"	"	"	"	"	"	"	"	"	"	"	"	168	75	93	"	"	"	"	876	168	876
	Port-Navalo	"	2	"	"	"	"	"	"	"	"	"	"	"	"	"	"	1	1	"	"	"	"	"	5	1	1	"	"	"	"	1	41	62	
	Sarzeau	"	39	"	"	"	"	"	"	"	"	"	"	"	"	"	"	2	2	"	"	"	"	"	4	37	37	"	"	"	"	52	60	96	
	Damgan	"	1	"	"	"	"	"	"	"	"	"	"	"	"	"	"	1	1	"	"	"	"	"	"	1	1	"	"	"	"	8	60	96	
	Vannes	"	59	"	"	"	"	"	"	"	"	"	"	"	"	"	"	1	1	"	"	"	"	"	3	58	58	"	"	"	"	85	66	201	
	Vannes	"	9	"	"	"	"	"	"	"	"	"	"	"	"	"	"	3	3	"	"	"	"	"	7	6	3	2	1	"	"	38	66	201	
Saint-Nazaire	Damgan	"	57	"	"	"	"	"	"	"	"	"	"	"	"	"	9	8	1	"	"	"	"	"	26	48	38	6	4	"	"	130	28	40	
	Vannes	"	2	"	"	"	"	"	"	"	"	"	"	"	"	"	"	"	"	"	"	"	"	"	"	2	2	"	"	"	"	3	2	3	
	Piriac	"	48	"	"	"	"	"	"	"	"	"	"	"	"	"	"	15	5	9	1	"	"	"	83	33	24	9	"	"	"	116	48	199	
	La Turballe	"	3	79	"	"	"	"	"	"	"	"	"	"	"	"	"	77	5	18	54	"	"	"	1.057	5	5	"	"	"	"	15	82	1.072	
	Le Croisic	"	3	"	"	"	"	"	"	"	"	"	"	"	"	"	"	3	"	3	"	"	"	"	18	"	"	"	"	"	"	"	80	493	
	Saint-Nazaire	"	77	"	"	"	"	"	"	"	"	"	"	"	"	"	"	58	13	35	10	"	"	"	360	19	10	8	1	"	"	115	73	2.076	
	Saint-Nazaire	"	6	"	6	"	"	"	6	"	"	"	"	"	"	"	"	6	"	"	6	"	"	"	66	"	"	"	"	"	"	"	35	73	2.076
	Paimbœuf	"	61	"	"	"	"	"	"	"	"	"	"	"	"	"	"	49	38	5	6	"	"	"	225	12	12	"	"	"	"	"	35	28	40
Nantes	Paimbœuf	"	28	"	"	"	"	"	"	"	"	"	"	"	"	"	16	16	"	"	"	"	"	26	12	12	"	"	"	"	14	28	40		
	Basse-Indre	"	175	"	"	"	"	"	"	"	"	"	"	"	"	"	115	110	5	"	"	"	"	225	60	60	"	"	"	"	90	175	315		
	Nantes	"	246	"	"	"	"	"	"	"	"	"	"	"	"	"	38	38	"	"	"	"	"	38	208	208	"	"	"	"	208	246	246		
Pornic	"	13	"	"	"	"	"	"	"	"	"	"	"	"	"	"	10	5	1	4	"	"	"	58	3	2	1	"	"	"	16	74	276		
Pornic	"	61	"	"	"	"	"	"	"	"	"	"	"	"	"	"	20	13	7	"	"	"	"	100	41	36	5	"	"	"	102	74	276		

QUARTIERS.	PORTS.	SO-CIÉTÉS ou COMPAGNIES d'armement.	ARMA-TEURS.	PATRONS pro-prié-taires.	BATEAUX À VAPEUR.					TOTAL du tonnage.	BATEAUX À PROPULSION MÉCANIQUE.							VOILIERS.							TOTAL des BATEAUX.	TON-NAGE GÉRAL. tonneaux.									
					RÉPARTITION SUIVANT LE TONNAGE.						RÉPARTITION SUIVANT LE TONNAGE.							RÉPARTITION SUIVANT LE TONNAGE.																	
					NOMBRE.	0	51	101	201		Plus	NOMBRE.	0	6	11	26	51	Plus	TOTAL du tonnage.	NOMBRE.	0	6	11	26			51	Plus	TOTAL du tonnage.						
						à 50 t.	à 100 t.	à 200 t.	à 500 t.		de 500 t.		à 5 t.	à 10 t.	à 25 t.	à 50 t.	à 100 t.	à 100 t.			à 5 t.	à 10 t.	à 25 t.	à 50 t.			à 100 t.	à 100 t.							
RÉGION DE L'OcéAN.																																			
Les Sables d'Olonne.	Noirmoutier.	"	3	"	"	"	"	"	"	"	"	"	"	"	1	"	1	"	"	"	"	"	"	8	5	1	3	1	"	"	"	38	256	1.531	
	Beauvoir-sur-Mer...	"	253	"	"	"	"	"	"	"	"	"	"	"	29	2	20	7	"	"	"	"	"	305	221	110	70	41	"	"	"	1.180	119	401	
	Ile d'Yeu.	"	55	"	"	"	"	"	"	"	"	"	"	"	8	7	1	"	"	"	"	"	"	22	111	71	37	"	"	"	"	379	300	3.218	
	Saint-Gilles-sur-Vie.	"	245	"	"	"	"	"	"	"	"	"	"	"	55	4	26	25	"	"	"	"	"	553	190	131	35	6	17	1	"	1.379	201	783	
	Les Sables-d'Olonne.	"	194	"	"	"	"	"	"	"	"	"	"	"	8	3	3	2	"	"	"	"	"	54	"	"	"	"	"	"	"	"	"	"	"
La Rochelle....	L'Aiguillon-sur-Mer.	"	59	"	"	"	"	"	"	"	"	"	"	121	94	30	"	"	"	"	"	"	"	451	69	63	1	"	"	"	"	278	400	4.431	
	La Rochelle.....	"	311	"	"	"	"	"	"	"	"	"	"	25	4	10	10	1	"	"	"	"	260	34	2	2	10	20	"	"	802	631	29.568		
	Saint-Martin-de-Ré.	"	109	"	"	"	"	"	"	"	"	"	"	43	38	5	"	"	"	"	"	"	164	66	64	1	"	1	"	"	125	109	289		
	La Flotte.....	"	13	"	68	"	"	"	60	8	25.650	"	"	"	1	"	"	"	"	"	"	"	1	589	"	"	"	"	"	"	"	"	"	"	"
	Fouras.....	"	17	"	14	2	7	5	60	8	1.238	"	"	"	3	"	"	"	3	"	"	"	"	103	"	"	"	"	"	"	"	"	"	"	"
Rochefort.....	Rochefort.....	"	545	"	"	"	"	"	"	"	"	"	"	154	86	43	25	"	"	"	"	"	765	391	322	34	16	19	"	"	1.224	62	413		
	Rochefort.....	"	5	"	"	"	"	"	"	"	"	"	"	"	"	"	"	"	"	"	"	"	"	5	5	"	"	"	"	"	13	45	132		
Ile d'Oléron....	Le Château d'Oléron.	"	40	"	"	"	"	"	"	"	"	"	"	"	"	"	"	"	"	"	"	"	"	40	3	3	2	"	"	"	"	119	62	240	
	La Flotte.....	"	10	"	"	"	"	"	"	"	"	"	"	"	"	"	"	"	"	"	"	"	"	14	6	5	3	"	"	"	"	98	62	413	
Marennas.....	Fouras.....	"	48	"	"	"	"	"	"	"	"	"	"	"	"	"	"	"	"	"	"	"	"	48	29	6	13	"	"	"	"	315	60	195	
	Rochefort.....	"	1	"	"	"	"	"	"	"	"	"	"	"	"	"	"	"	"	"	"	"	"	1	1	"	"	"	"	"	4	60	195		
Marennas.....	Rochefort.....	"	59	"	"	"	"	"	"	"	"	"	"	15	7	8	"	"	"	"	"	"	86	44	43	1	"	"	"	"	105	62	240		
	Le Château d'Oléron.	"	62	"	"	"	"	"	"	"	"	"	"	12	7	5	"	"	"	"	"	"	50	50	40	10	"	"	"	"	190	62	240		
	Le Château d'Oléron.	"	8	271	"	"	"	"	"	"	"	"	"	135	95	40	"	"	"	"	"	"	630	156	80	76	"	"	"	"	888	291	1.518		
Marennas.....	Marennas.....	"	2	"	"	"	"	"	"	"	"	"	"	132	129	2	1	"	"	"	"	"	566	363	362	1	"	"	"	"	816	495	1.382		
	La Tremblade.....	"	370	"	"	"	"	"	"	"	"	"	"	2	"	1	1	"	"	"	"	"	32	"	"	"	"	"	"	"	"	"	"	"	
	Royan.....	"	3	"	"	"	"	"	"	"	"	"	"	150	121	25	4	"	"	"	"	"	659	220	210	8	2	"	"	"	298	372	989		
Marennas.....	Royan.....	"	57	"	"	"	"	"	"	"	"	"	"	2	1	1	"	"	"	"	"	"	10	1	1	"	"	"	"	"	5	60	225		
	Royan.....	"	57	"	"	"	"	"	"	"	"	"	"	13	11	1	1	"	"	"	"	"	50	44	37	3	4	"	"	"	160	60	225		

II. ARMEMENT. — Nombre de bateaux armés.

QUARTIERS.	PORTS	SO- CIÉ- TÉS ou COM- PAGNIES d'ar- mement.	ARMA- TEURS.	PATRONS pro- prié- taires.	BATEAUX À VAPEUR.						TOTAL du tonnage.
					RÉPARTITION SUIVANT LE TONNAGE.						
					NOMBRE.	0 à 50 t ^s .	51 à 100 t ^s .	101 à 200 t ^s .	201 à 500 t ^s .	Plus de 500 t ^s .	
RÉGION DE											
Bordeaux.....	Blaye.....	"	"	43	"	"	"	"	"	"	
	Le Verdon.....	"	"	68	"	"	"	"	"	"	
	Bordeaux.....	5	"	"	6	"	"	"	6	5.815	
Arcachon.....	Arès.....	"	"	306	"	"	"	"	"	"	
	Gujan-Mestras.....	"	18	335	"	"	"	"	"	"	
	La Teste.....	"	1	"	"	"	"	"	"	"	
	"	"	"	174	"	"	"	"	"	"	
	Arcachon.....	3	"	"	24	"	"	3	20	1	5.911
Bayonne.....	Arcachon.....	"	8	"	1	"	"	1	"	179	
	"	"	"	315	"	"	"	"	"	"	
	Bayonne.....	1	"	"	"	"	"	"	"	"	
	"	"	6	"	"	"	"	"	"	"	
Bayonne.....	Saint-Jean-de-Luz..	"	"	202	"	"	"	"	"	"	
	Sames.....	3	"	"	17	17	"	"	"	295	
	"	"	17	"	28	28	"	"	"	410	
	"	"	69	6	6	"	"	"	"	89	
TOTAUX de l'Océan.....		31	915	11.642	241	53	15	43	115	15	54.096

Renseignements sur le tonnage des bateaux. (Suite.)

BATEAUX À PROPULSION MÉCANIQUE.										VOILIERS.								TOTAL des BATEAUX.	TON- NAGE GLOBAL. tonneaux
RÉPARTITION SUIVANT LE TONNAGE.										RÉPARTITION SUIVANT LE TONNAGE.									
NOMBRE.	0 à 5 t ^s .	6 à 10 t ^s .	11 à 25 t ^s .	26 à 50 t ^s .	51 à 100 t ^s .	Plus de 100 t ^s .	TOTAL du ton- nage.	NOMBRE.	0 à 5 t ^s .	6 à 10 t ^s .	11 à 25 t ^s .	26 à 50 t ^s .	51 à 100 t ^s .	Plus de 100 t ^s .	TOTAL du ton- nage.				
L'Océan. (Suite et fin.)																			
26	26	"	"	"	"	"	43	17	4	"	7	6	"	"	208	43	251		
60	50	"	"	"	"	"	350	8	5	3	"	"	"	"	30	68	380		
"	"	10	"	"	"	"	"	2	"	"	"	"	"	2	599	8	6.444		
39	39	"	"	"	"	"	78	267	267	"	"	"	"	"	249	306	327		
182	160	4	18	"	"	"	654	171	171	"	"	"	"	"	171	353	825		
1	"	"	1	"	"	"	17	"	"	"	"	"	"	"	"	175	329		
107	104	2	1	"	"	"	242	67	67	"	"	"	"	"	70	"	"		
7	3	"	4	"	"	"	75	"	"	"	"	"	"	"	"	347	7.312		
269	241	7	21	"	"	"	1.090	46	46	"	"	"	"	"	57	"	"		
4	"	"	4	"	"	"	52	"	"	"	"	"	"	"	"	"	"		
8	3	1	4	"	"	"	88	"	"	"	"	"	"	"	"	214	447		
16	16	"	"	"	"	"	42	186	186	"	"	"	"	"	265	"	"		
"	"	"	"	"	"	"	"	"	"	"	"	"	"	"	"	"	"		
"	"	"	"	"	"	"	"	"	"	"	"	"	"	"	"	114	917		
41	41	"	"	"	"	"	103	22	22	"	"	"	"	"	20	"	"		
"	"	"	"	"	"	"	"	240	240	"	"	"	"	"	240	240	240		
3.807	2.231	831	648	91	3	3	24.370	8.374	5.688	1.031	624	820	201	10	69.788	12.422	148.254		

II. ARMEMENT. — Nombre de bateaux armés.

QUARTIERS.	PORTS.	SO-CIÉTÉS ou COMPAGNIES d'armement.	ARMA-TEURS.	PATRONS propriétaires.	BATEAUX À VAPEUR.					TOTAL du tonnage.
					RÉPARTITION SUIVANT LE TONNAGE.					
					NOMBRE.	0 à 50 t ^s .	51 à 100 t ^s .	101 à 200 t ^s .	201 à 500 t ^s .	
MÉDITERRANÉE.										
Port-Vendres...	Port-Vendres.....	"	1	25	1	1	"	"	"	30
	Banyuls-sur-Mer....	"	1	75	"	"	"	"	"	"
	Collioure.....	"	9	83	"	"	"	"	"	"
	Saint-Laurent-de-la-Salanque.....	"	"	161	"	"	"	"	"	"
	Leucate.....	"	"	79	"	"	"	"	"	"
	La Nouvelle.....	"	"	79	"	"	"	"	"	"
	Bages.....	"	"	49	"	"	"	"	"	"
Gruissan.....	"	"	100	"	"	"	"	"	"	
Sète.....	Agde.....	1	"	"	"	"	"	"	"	32
	"	"	1	"	1	"	"	"	"	32
	"	"	"	288	1	1	"	"	"	"
	Mèze.....	"	"	235	"	"	"	"	"	"
	Sète.....	"	"	466	"	"	"	"	"	"
	Palavas.....	"	3	"	"	"	"	"	"	"
Gran-du-Roi.....	"	"	4	"	"	"	"	"	"	"
	"	"	"	231	"	"	"	"	"	"
	"	"	"	181	"	"	"	"	"	"
Martigues.....	Port S ^t -Louis-du-Rh.	"	"	76	"	"	"	"	"	"
	Port-de-Bouc.....	"	"	47	"	"	"	"	"	"
	Martigues.....	1	"	"	4	4	"	"	"	129
Marseille.....	Martigues.....	"	3	"	"	"	"	"	"	"
	"	"	"	401	"	"	"	"	"	"
Marseille.....	Marseille.....	1	32	590	8	6	1	1	"	453
	Cassis.....	"	"	56	"	"	"	"	"	"
	La Ciotat.....	"	"	63	"	"	"	"	"	"

Renseignements sur le tonnage des bateaux. (Suite.)

QUARTIERS.	PORTS.	SO-CIÉTÉS ou COMPAGNIES d'armement.	ARMA-TEURS.	PATRONS propriétaires.	BATEAUX À PROPULSION MÉCANIQUE.								VOILIERS.								TOTAL des BATEAUX.	TONNAGE GLOBAL.	
					RÉPARTITION SUIVANT LE TONNAGE.								RÉPARTITION SUIVANT LE TONNAGE.										
					NOMBRE.	0 à 5 t ^s .	6 à 10 t ^s .	11 à 25 t ^s .	26 à 50 t ^s .	51 à 100 t ^s .	Plus de 100 t ^s .	TOTAL du tonnage.	NOMBRE.	0 à 5 t ^s .	6 à 10 t ^s .	11 à 25 t ^s .	26 à 50 t ^s .	51 à 100 t ^s .	Plus de 100 t ^s .	TOTAL du tonnage.			
MÉDITERRANÉE.																							
Port-Vendres...	Port-Vendres.....	"	1	25	1	1	"	"	"	"	"	"	14	23	23	"	"	"	"	23	27	67	
	Banyuls-sur-Mer....	"	1	75	"	"	"	"	"	"	"	"	88	55	55	"	"	"	"	81	76	169	
	Collioure.....	"	9	83	"	"	"	"	"	"	"	"	290	32	32	"	"	"	"	34	92	324	
	Saint-Laurent-de-la-Salanque.....	"	"	161	"	"	"	"	"	"	"	"	88	140	128	12	"	"	"	237	161	325	
	Leucate.....	"	"	79	"	"	"	"	"	"	"	"	5	78	78	"	"	"	"	102	79	107	
	La Nouvelle.....	"	"	79	"	"	"	"	"	"	"	"	35	67	67	"	"	"	"	120	79	155	
	Bages.....	"	"	49	"	"	"	"	"	"	"	"	"	49	49	"	"	"	"	41	49	41	
Gruissan.....	"	"	100	"	"	"	"	"	"	"	"	"	22	93	93	"	"	"	81	100	103		
Sète.....	Agde.....	1	"	"	"	"	"	"	"	"	"	"	20	"	"	"	"	"	"	"	"	290	756
	"	"	1	"	1	"	"	"	"	"	"	"	"	"	"	"	"	"	"	"	"	"	"
	"	"	"	288	1	1	"	"	"	"	"	"	284	227	224	3	"	"	"	388	235	242	
	Mèze.....	"	"	235	"	"	"	"	"	"	"	"	30	208	208	"	"	"	"	212	466	1.630	
	Sète.....	"	"	466	"	"	"	"	"	"	"	"	249	189	8	52	"	"	"	285	234	309	
	Palavas.....	"	3	"	"	"	"	"	"	"	"	"	16	78	187	186	1	"	"	215	185	485	
Gran-du-Roi.....	"	"	4	"	"	"	"	"	"	"	"	"	4	2	"	2	"	"	"	"	"	"	
	"	"	"	231	"	"	"	"	"	"	"	"	50	"	"	"	"	"	"	"	"	"	
	"	"	"	181	"	"	"	"	"	"	"	"	56	56	"	"	"	"	255	125	125	180	
Martigues.....	Port S ^t -Louis-du-Rh.	"	"	76	"	"	"	"	"	"	"	"	9	71	71	"	"	"	"	103	76	112	
	Port-de-Bouc.....	"	"	47	"	"	"	"	"	"	"	"	56	27	27	"	"	"	"	39	47	95	
	Martigues.....	1	"	"	4	4	"	"	"	"	"	"	3	1	2	"	"	"	"	"	404	1.238	
Marseille.....	Martigues.....	"	3	"	"	"	"	"	"	"	"	"	15	"	"	"	"	"	"	"	"	"	
	"	"	"	401	"	"	"	"	"	"	"	"	116	103	13	"	"	"	"	703	"	"	
Marseille.....	Marseille.....	1	32	590	8	6	1	1	"	"	"	"	1.275	185	185	"	"	"	"	290	630	2.018	
	Cassis.....	"	"	56	"	"	"	"	"	"	"	"	72	20	20	"	"	"	"	30	56	102	
	La Ciotat.....	"	"	63	"	"	"	"	"	"	"	"	108	17	17	"	"	"	"	22	63	130	

H. ARMEMENT. — Nombre de bateaux armés.

QUARTIERS.	PORTS.	SO- CIÉTÉS ou COM- PAGNIES d'ar- mement.	ARMA- TEURS.	PATRONS pro- prié- res.	BATEAUX À VAPEUR.					TOTAL du tonnage.	
					NOMBRE.	RÉPARTITION SUIVANT LE TONNAGE.					
						0 à 50 t.	51 à 100 t.	101 à 200 t.	201 à 500 t.		Plus de 500 t.
ALGÈRE											
Bône.....	La Calle.....	"	3	"	"	"	"	"	"	"	
	Bône.....	"	8	20	7	6	1	"	"	278	
Philippeville....	Philippeville.....	"	5	95	10	7	3	"	"	460	
	Collo.....	"	13	120	"	"	"	"	"	"	
	Djidjelli.....	"	"	12	"	"	"	"	"	"	
	Bougie.....	"	3	31	5	5	"	"	"	144	
	Dellys.....	"	4	24	"	"	"	"	"	"	
	Alger.....	"	2	17	5	5	"	"	"	148	
	Alger.....	Castiglione.....	"	4	120	7	6	1	"	250	
Oran.....	Cherchell.....	"	1	85	2	2	"	"	"	43	
	Ténès.....	"	2	31	4	4	"	"	"	147	
	Mostaganem.....	"	2	16	2	2	"	"	"	44	
	Arzew.....	"	2	65	7	4	3	"	"	331	
	Oran.....	Nemours.....	"	3	24	1	1	"	"	70	
TOTAL.....		11	107	857	70	56	14	"	"	2.676	

	RÉCAPITU									
Mer du Nord et Manche.....	68	471	5.731	246	8	23	76	107	32	69.500
Océan.....	31	898	11.630	211	53	15	43	115	15	54.006
Méditerranée.....	3	74	5.080	15	13	1	1	"	"	670
Algérie.....	11	107	857	70	56	14	"	"	"	2.676
TOTAUX GÉNÉRAUX.....	113	1.550	23.327	572	130	53	120	222	47	126.948

Renseignements sur le tonnage des bateaux. (Suite.)

QUARTIERS.	PORTS.	SO- CIÉTÉS ou COM- PAGNIES d'ar- mement.	ARMA- TEURS.	PATRONS pro- prié- res.	BATEAUX À PROPULSION MÉCANIQUE.										VOILIERS.								TOTAL des BATEAUX.	TON- NAGE GLOBAL.
					NOMBRE.	RÉPARTITION SUIVANT LE TONNAGE.						TOTAL du ton- nage.	NOMBRE.	RÉPARTITION SUIVANT LE TONNAGE.						TOTAL du ton- nage.				
						0 à 5 t.	6 à 10 t.	11 à 25 t.	26 à 50 t.	51 à 100 t.	Plus de 100 t.			0 à 5 t.	6 à 10 t.	11 à 25 t.	26 à 50 t.	51 à 100 t.	Plus de 100 t.					
RIE.																								
Bône.....	La Calle.....	"	3	3	"	"	"	"	"	"	8	"	"	"	"	"	"	"	"	"	"	23	43	
	Bône.....	"	9	9	"	"	"	"	"	"	19	11	11	"	"	"	"	"	"	"	"	16		
Philippeville....	Philippeville.....	"	3	1	1	1	"	"	"	"	37	"	"	"	"	"	"	"	"	"	"	64	105	
	Collo.....	"	46	46	"	"	"	"	"	"	92	49	49	"	"	"	"	"	"	"	"		471	
	Djidjelli.....	"	47	47	"	"	"	"	"	"	225	73	73	"	"	"	"	"	"	"	"	103	130	
	Bougie.....	"	6	6	"	"	"	"	"	"	16	7	7	"	"	"	"	"	"	"	"	7	25	
	Dellys.....	"	5	5	"	"	"	"	"	"	15	7	7	"	"	"	"	"	"	"	"	7	45	
	Alger.....	Alger.....	"	19	19	"	"	"	"	"	52	12	12	"	"	"	"	"	"	"	"	15	31	
	Oran.....	Oran.....	"	2	2	"	"	"	"	"	3	1	1	"	"	"	"	"	"	"	"	1	28	
TOTAL.....			11	11	"	"	"	"	"	25	9	9	"	"	"	"	"	"	"	"	15	28		
			2	2	"	"	"	"	"	4	2	2	"	"	"	"	"	"	"	"	4	21		
			6	6	"	"	"	"	"	12	11	11	"	"	"	"	"	"	"	"	33	53		
			1	1	"	"	"	"	"	3	"	"	"	"	"	"	"	"	"	"	"	"	133	
			53	53	"	"	"	"	"	83	67	67	"	"	"	"	"	"	"	"	"	109	593	
TOTAL.....			67	64	3	"	"	"	"	193	18	18	"	"	"	"	"	"	"	"	29	85		
			"	"	"	"	"	"	"	"	"	"	"	"	"	"	"	"	"	"	"	"	37	
			27	27	"	"	"	"	"	60	4	4	"	"	"	"	"	"	"	"	8	258		
			14	13	1	"	"	"	"	44	4	4	"	"	"	"	"	"	"	"	6	20		
			2	"	"	2	"	"	"	36	"	"	"	"	"	"	"	"	"	"	"	"	34	
TOTAL.....			5	1	"	4	"	"	"	57	2	1	1	"	"	"	"	"	"	"	9	80		
			43	43	"	"	"	"	"	86	22	22	"	"	"	"	"	"	"	"	44	449		
			6	"	"	6	"	"	"	10	"	"	"	"	"	"	"	"	"	"	"	"	37	
			26	26	"	"	"	"	"	50	9	9	"	"	"	"	"	"	"	"	18	229		
			108	108	"	"	"	"	"	25	68	68	"	"	"	"	"	"	"	"	83	1.010		
TOTAL.....			41	41	"	"	"	"	"	91	1	1	"	"	"	"	"	"	"	"	1	63		
			21	21	"	"	"	"	"	5	"	"	"	"	"	"	"	"	"	"	"	"	15	
TOTAL.....		582	564	5	13	"	"	"	1.65	392	391	1	"	"	"	"	"	"	"	594	1.044	4.922		

	RÉCAPITU																	
Mer du Nord et Manche.....	1413	700	291	302	94	6	20	21.830	4.767	4.339	219	134	3	"	72	36.751	6.426	128.09
Océan.....	3.807	2.231	831	648	91	3	3	21.370	8.374	5.688	1.031	624	820	201	10	69.788	12.422	148.25
Méditerranée.....	2.067	1.899	88	80	"	"	"	6.232	3.082	3.066	16	"	"	"	"	4.725	5.164	11.63
Algérie.....	582	564	5	13	"	"	"	1.652	392	391	1	"	"	"	"	594	1.044	4.92
TOTAUX GÉNÉRAUX.....	7.890	5.394	1.215	1.043	185	9	23	54.093	16.615	13.484	1.267	758	823	201	82	111.858	25.056	292.89

II

ARMEMENT. (Suite.)

*Nombre de bateaux se livrant aux différentes sortes de pêches
avec désignation des engins.*

II. ARMEMENT. — Nombre de bateaux se livrant aux différentes sortes de pêches avec désignation des engins.

NOTA. — Le total des colonnes ne donne pas le total des bateaux armés dans les quartiers certains bateaux pouvant se livrer successivement, dans l'année, à différentes sortes de pêches.

QUARTIERS.	SYNDICATS ou PORTS.	MORUE.		HARENG.		MAQUEREAU.			SARDINE.		THON.	POISSONS FRAIS.			HOMARD.	LANGOUSTE.	LANGOUSTE DE MAURITANIE.	PÊCHE HAUTURIÈRE ET CÔTIÈRE.		GRANDE PÊCHE, pêche hauturière et côtière. Valeur totale des produits de pêche débarqués.		
		LIGNE.	CHALUT.	CHALUT.	FILET déri- vant.	CHALUT.	FILET.	LIGNE.	FILET	AUTRES filets.		LIGNE.	FILET.	CHALUT.				LIGNE.	FILET.		Quantité de marée fraîche débarquée.	Valeur de la marée fraîche débarquée.
RÉGION DE LA MER DU NORD ET DE LA MANCHE.																						
Dunkerque...	Dunkerque.....	1	"	5	"	"	"	4	"	"	"	22	"	"	"	"	"	1.514.408	4.048.695	4.408.895		
	Gravelines.....	13	"	"	12	"	"	15	"	"	"	73	14	"	"	"	"	1.700.037	5.635.506	13.414.076		
Calais.....	Calais.....	"	"	"	20	"	"	10	"	"	"	35	20	"	"	"	"	1.021.050	2.628.800	2.628.800		
Boulogne- sur-Mer.	Boulogne-sur-Mer...	"	"	84	42	51	22	43	"	"	"	165	63	"	12	"	"	61.204.017	172.510.008	173.950.328		
	Étaples.....	"	"	6	35	"	"	"	"	"	"	62	8	19	"	"	"	438.919	2.536.650	2.651.650		
	Berck.....	"	"	"	13	"	"	16	"	"	"	16	8	"	"	"	"	157.140	856.300	1.108.300		
	Le Crotoy.....	"	"	"	17	"	"	25	"	"	"	47	3	"	"	"	"	116.650	645.400	645.900		
	Saint-Valéry-s-Somme	"	"	"	"	"	"	51	"	"	"	51	10	9	"	"	"	214.736	740.267	740.267		
Cayeux.....	"	"	"	5	"	"	"	8	"	"	12	9	5	"	"	"	98.600	565.915	565.915			
Dieppe.....	Le Tréport.....	"	"	"	20	"	"	32	"	"	"	32	10	"	10	"	"	307.360	1.813.744	1.813.744		
	Dieppe.....	"	"	61	40	61	"	35	"	"	"	65	35	"	"	"	"	9.252.167 20.882	53.117.320 58.696	53.696.305		
Fécamp.....	Saint-Valery-en-Caux.	"	"	"	"	"	"	6	"	"	"	"	20	19	19	"	"	44.425	395.370	412.370		
	Saint-Pierre-en-Port.	"	"	"	"	"	"	20	20	"	"	"	20	20	20	"	"	25.810	125.038	125.638		
	Fécamp.....	8	19	1	27	"	"	10	85	"	"	1	2	2	2	"	"	8.776.670	18.463.605	50.938.071		
	Yport.....	"	"	"	10	"	"	20	"	"	"	"	24	22	4	"	"	153.560	495.850	495.850		
Étretat.....	"	"	"	3	"	"	10	"	"	"	"	20	19	17	"	"	87.548	389.735	389.735			
Le Havre....	Le Havre.....	"	3	"	"	"	"	"	"	"	"	40	128	44	"	"	"	1.076.920	5.113.520	6.348.617		
	Quillebeuf.....	"	"	"	"	"	"	"	"	"	"	16	30	35	"	"	"	54.300	350.100	350.100		
Caen.....	Honfleur.....	"	"	"	"	"	"	"	"	"	"	72	20	35	"	"	"	360.980	993.040	1.608.040		
	Trouville.....	"	"	"	"	"	"	23	"	"	"	13	4	5	"	"	"	281.030	2.349.000	2.449.200		
	Dives.....	"	"	"	9	"	"	15	"	"	"	1	"	14	"	"	"	40.570	199.300	250.000		
	Caen.....	"	"	"	"	"	"	"	"	"	"	"	"	1	"	"	"	920	8.810	8.810		

II. ARMEMENT. — Nombre de bateaux se livrant aux différentes sortes de pêches avec désignation des engins. (Suite.)

QUARTIERS.	SYNDICATS ou PORTS.	MORUE.		HARENG.		MAQUEREAU.			SARDINE.		THON.		POISSONS FRAIS			HOMARD.	LANGOUSTE.	LANGOUSTE DE MAURTANIÈ.	PÊCHE HAUTURIÈRE ET CÔTIÈRE.		GRANDE PÊCHE, pêche hauturière et côtière. — Valeur totale des produits de pêche débarqués.
		LIGNE.	CHALUT.	CHALUT.	FILET déri- vart.	CHALUT.	FILET.	LIGNE.	FILET droit.	AUTRES filets.	LIGNE.	FILET.	CHALUT.	LIGNE.	FILET.				Quantités de marée fraîche débarquée.	Valeur de la marée fraîche débarquée.	
RÉGION DE LA MER DU NORD ET DE LA MANCHE. (Suite.)																					
Caen (Suite.)	Quistreham	"	"	"	23	"	"	25	"	"	"	"	5	"	20	14	"	"	182.408	1.187.904	1.386.592
	Courseulles	"	"	"	6	"	"	38	"	"	"	"	"	50	50	34	"	"	70.530	618.990	1.093.390
	Port-en-Bessin	"	"	"	14	"	"	67	"	"	"	"	"	29	3	"	4	"	3.044.183	7.706.675	8.393.555
	Grandcamp	"	"	"	"	"	"	50	"	"	"	"	"	52	60	17	8	"	559.085	3.674.525	4.499.825
Cherbourg	La Hougue	"	"	"	25	"	"	50	"	"	"	"	13	110	15	25	"	"	712.990	3.156.550	3.403.150
	Barfleur	"	"	"	6	"	"	15	"	"	"	"	"	73	6	30	"	"	192.870	863.710	863.710
	Cherbourg	"	"	"	57	"	10	235	"	"	"	"	23	225	110	122	"	"	2.149.428	11.670.651	11.720.851
	Blainville	"	"	"	"	"	"	6	"	"	"	"	2	131	"	2	"	"	24.590	266.020	1.199.870
	Granville	3	1	"	"	"	"	156	"	"	"	"	38	162	"	23	"	"	512.620	3.329.210	7.650.063
Cancalle	Le Vivier-sur-Mer	"	"	"	"	"	"	"	"	"	"	"	"	6	12	"	"	"	25.775	137.900	137.900
	Cancalle	2	"	"	"	"	"	180	"	"	"	"	40	50	30	3	"	"	347.350	2.686.550	2.723.550
Saint-Malo	Saint-Malo	43	6	"	"	"	"	39	"	"	"	"	"	39	"	12	"	"	37.190	307.600	22.405.290
	Saint-Servan	19	"	"	"	"	"	39	"	"	"	"	5	39	3	4	"	"	169.563	1.558.740	6.559.675
	Saint-Suliac	"	"	"	"	"	"	6	"	"	"	"	"	108	10	"	"	"	25.760	215.400	296.800
	Pleurtuit	"	"	"	"	"	"	16	"	"	"	"	"	38	12	10	"	"	12.730	82.375	124.135
	Dinard	"	"	"	"	"	"	37	"	"	"	"	"	42	10	22	"	"	14.180	144.020	156.000
	Pleudihen	"	"	"	"	"	"	"	"	"	"	"	"	"	11	16	"	"	"	5.785	68.710
Saint-Brieuc	Plouer	"	"	"	"	"	"	"	"	"	"	"	"	5	7	"	"	"	2.350	20.462	30.602
	Saint-Jacut-de-la-Mer	"	"	"	"	"	"	39	"	"	"	"	15	40	"	3	"	"	69.900	775.830	875.580
	Dinan	"	"	"	"	"	"	"	"	"	"	"	"	"	7	"	"	"	4.870	51.920	51.920
	Plévenon	"	"	"	"	"	"	61	"	"	"	"	"	10	61	30	40	"	46.950	305.050	324.550
Saint-Brieuc	Pléneuf	"	"	"	"	"	"	69	"	"	"	"	12	69	56	40	"	"	74.365	687.915	716.445
	Saint-Brieuc	"	"	"	"	1	"	28	"	"	"	"	1	28	"	"	"	"	170.800	976.400	1.041.150
	Le Légué	"	"	"	"	"	"	10	"	"	"	"	19	"	"	"	"	"	403.690	2.088.400	2.148.500

QUARTIERS.	SYNDICATS ou PORTS.	MORUE.		HARENG.		MAQUEREAU.			SARDINE.		THON.		POISSONS FRAIS.			HOMARD.	LANGOUSTE.	LANGOUSTE DE MAURITANIE.	PÊCHE HAUTURIÈRE ET CÔTIÈRE.		GRANDE PÊCHE, pêche hauturière et côtière. — Valeur totale des produits de pêche débarqués.
		LIGNE.	CHALUT.	CHALUT.	FILET déri- vant.	CHALUT.	FILET.	LIGNE.	FILET droit.	AUTRES filets.	LIGNE.	FILET.	CHALUT.	LIGNE.	FILET.				Quantité de marée fraîche débarquée.	Valeur de la marée fraîche débarquée.	
RÉGION DE LA MER DU NORD ET DE LA MANCHE. (Suite.)																					
Saint-Brieuc.. (Suite.)	Binic.....	"	"	"	2	"	"	19	"	"	"	"	5	13	2	3	"	"	19.685	211.100	221.600
Paimpol.....	Plouha.....	"	"	"	"	"	"	10	"	"	"	"	"	4	5	"	"	11.175	69.865	70.015	
	Portrieux.....	"	"	"	"	"	"	40	2	"	"	"	3	40	8	15	"	14.350	116.273	118.493	
	Plouézec.....	"	"	"	"	1	12	16	"	"	"	"	1	29	12	2	"	18.105	87.700	110.315	
	Paimpol.....	7	"	"	"	"	"	50	"	"	"	"	"	200	50	50	50	140.140	1.560.499	2.041.529	
Tréguier.....	Pleubian.....	"	"	"	"	"	25	15	"	"	"	"	15	20	3	"	"	13.777	78.144	816.844	
	Tréguier.....	"	"	"	"	"	21	76	"	"	"	"	76	35	70	70	"	54.580	391.680	658.940	
	Port-Blanc.....	"	"	"	"	"	"	30	"	"	"	"	44	10	20	20	"	11.800	122.960	125.360	
Lannion.....	Perros-Guirec.....	"	"	"	"	"	"	76	"	"	"	"	76	28	55	55	"	56.502	596.735	658.960	
	Pleumeur-Bodou.....	"	"	"	"	"	"	48	"	"	"	"	92	12	48	48	"	87.975	406.950	749.480	
	Lannion.....	"	"	"	"	"	25	45	"	40	"	"	10	50	20	20	"	178.865	873.465	1.172.715	
Morlaix.....	Plougasnou.....	"	"	"	"	"	"	"	"	"	"	"	4	68	5	8	2	502.880	2.476.650	2.577.670	
	Morlaix.....	"	"	"	"	"	"	12	"	"	"	"	30	16	10	12	"	22.985	241.960	640.660	
	Roscoff.....	"	"	"	"	"	"	33	22	"	"	"	45	"	62	76	"	262.350	1.761.700	7.233.300	
	Plounéour-Trez.....	"	"	"	"	"	"	"	"	"	"	"	40	4	80	80	"	22.040	266.230	695.330	
Brest.....	Plouguerneau.....	"	"	"	"	"	"	"	"	"	"	"	350	20	150	150	"	255.590	1.318.250	4.662.250	
	L'Aberwrach.....	"	"	"	"	"	"	"	"	"	"	"	10	23	12	125	100	44.720	683.065	2.122.065	
	Porspoder.....	"	"	"	"	"	"	50	"	"	"	"	124	35	150	97	"	104.730	1.312.240	1.774.740	
	Ouessant.....	"	"	"	"	"	"	"	"	"	"	"	129	"	129	129	"	135.232	2.278.745	2.312.045	
	Le Conquet.....	"	"	"	"	"	"	"	"	"	"	"	59	7	66	66	"	143.268	1.278.938	1.576.538	
TOTALS.....		94	29	157	386	114	160	2.104	24	40	"	"	1.020	3.311	960	1.551	955	100.828.828	332.779.268	427.302.803	

II. — ARMEMENT. — Nombre de bateaux se livrant aux différentes sortes de pêche avec désignation des engins. (Suite.)

QUARTIERS.	SYNDICATS ou PORTS.	MORUE.		HARENG.		MAQUEREAU.			SARDINE.		THON.		POISSONS FRAIS.			HOMARD.	LANGOUSTE.	LANGOUSTE DE MAURITANIE.	PÊCHE HAUTURIÈRE ET CÔTIÈRE.		GRANDE PÊCHE, pêche hauturière et côtière. Valeur totale des produits de pêche débarqués.
		LIGNE.	CHALUT.	CHALUT.	FILET déri- vant.	CHALUT.	FILET.	LIGNE.	FILET droit.	AUTRES filets.	LIGNE.	FILET.	CHALUT.	LIGNE.	FILET.				Quantité de marée fraîche débarquée.	Valeur de la marée fraîche débarquée.	
RÉGION DE L'Océan.																					
Brest..... (Suite.)	Brest.....	"	"	"	"	"	39	10	25	"	"	23	42	42	18	10	"	453.100	3.228.120	3.769.640	
	Plougastel-Daoulas...	"	"	"	"	"	"	11	"	"	"	70	"	"	7	"	"	35.900	338.209	1.857.791	
	Le Faou.....	"	"	"	"	"	"	30	"	"	"	"	53	"	"	"	"	13.270	119.140	1.478.040	
Camaret.....	Camaret.....	"	"	"	"	"	"	"	14	"	"	"	42	20	50	200	"	1.028.717	16.008.229	16.008.229	
	Crozon.....	"	"	"	"	"	30	40	24	"	6	"	10	78	30	40	40	265.811	1.534.350	1.789.810	
Douarnenez..	Douarnenez.....	"	"	"	25	"	61	100	200	250	53	"	30	65	50	25	50	19	7.241.635	28.068.394	28.068.394
Audierne....	Ile de Sein.....	"	"	"	"	"	"	"	"	"	"	"	119	"	119	119	"	282.401	3.144.500	3.144.500	
	Audierne.....	"	"	"	10	"	3	21	135	"	1	"	4	28	48	65	127	2.064.322	10.579.349	10.716.940	
Le Guilvinec.	Penmarch.....	"	"	"	42	"	42	118	122	122	"	"	68	118	22	64	19	"	3.515.783	13.146.606	13.146.606
	Guilvinec.....	"	"	"	"	"	85	70	88	25	1	"	70	55	80	54	65	"	1.761.220	7.833.640	7.833.640
	Loctudy.....	"	"	"	36	"	36	15	35	"	"	"	65	50	50	52	52	"	379.485	1.874.107	3.080.642
	Quimper.....	"	"	"	"	"	60	50	"	"	"	"	32	49	26	30	30	"	100.000	1.661.500	2.181.500
Concarneau..	Concarneau.....	"	"	"	5	"	12	30	135	"	142	"	70	268	32	87	87	"	4.814.948	37.484.126	37.851.453
	Doelan.....	"	"	"	40	"	"	40	100	40	"	"	"	243	10	60	40	"	456.545	2.440.356	2.492.356
Lorient.....	Lorient.....	"	"	"	3	"	15	33	13	"	"	"	86	58	30	65	77	"	20.380.799	54.241.383	54.260.164
	Port-Louis.....	"	"	"	"	"	14	40	56	"	90	"	180	70	25	10	"	"	588.390	2.715.304	2.715.304
	Groix.....	"	"	"	"	"	12	135	"	"	200	"	2	188	63	48	48	"	986.705	6.996.910	7.000.340
Auray.....	Étel.....	"	"	"	"	"	9	23	"	"	201	"	50	82	18	4	"	"	282.125	1.446.987	1.449.253
	Quiberon.....	"	"	"	"	"	6	42	14	"	1	"	58	16	92	92	"	3.042.255	11.690.357	11.720.547	
	La Trinité-sur-Mer...	"	"	"	1	"	"	33	"	"	"	"	2	9	33	4	"	"	131.100	1.023.000	1.032.000
	Auray.....	"	"	"	"	"	16	"	"	"	"	"	39	26	14	14	4	"	41.350	242.717	244.562
	Larmor-Baden.....	"	"	"	"	"	28	"	"	"	"	"	38	6	8	"	"	"	69.130	180.960	183.930
	Houat.....	"	"	"	"	"	"	"	"	"	"	"	"	3	35	35	"	"	214.144	628.862	639.757
	Hoëlic.....	"	"	"	"	"	"	"	"	"	"	"	"	"	35	"	"	"	672.313	1.274.895	1.337.895
Le Palais-Sauzon....	"	"	"	"	"	6	35	"	"	"	"	"	43	14	90	90	"	877.635	3.980.308	3.999.508	
Vannes.....	Ile-aux-Moines.....	"	"	"	"	"	15	"	"	"	6	"	2	38	5	8	8	"	9.120	60.340	77.840
	Séné.....	"	"	"	4	"	32	"	"	"	"	"	101	3	53	"	"	"	94.704	429.574	437.144
	Port-Navalo.....	"	"	"	3	"	18	"	"	"	"	"	"	33	"	36	"	"	8.245	71.290	71.290
	Sarzeau.....	"	"	"	"	"	22	"	"	"	"	"	1	50	10	18	"	"	32.575	336.690	372.790

II. — ARMEMENT. — Nombre de bateaux se livrant

QUARTIERS.	SYNDICATS ou PORTS.	MORUE.		HARENG.		MAQUEREAU.			SARDINE.	
		LIGNE.	CHALUT.	CHALUT.	FILET déri- vant.	CHALUT.	FILET.	LIGNE.	FILET droit.	AUTRES filets.
RÉGION DE										
Vannes..... (Suite.)	Damgan..... Vannes.....	"	"	"	5	"	"	5	"	"
Saint-Nazaire..	Piriac..... La Turballe..... Le Croisic..... Saint-Nazaire..... Paimbœuf.....	"	"	"	6	"	"	20	2	"
		"	"	"	6	"	"	14	68	"
		"	"	"	10	"	1	80	30	"
		"	"	"	6	"	"	"	9	"
Nantes.....	Basse-Indre..... Nantes..... Pornic.....	"	"	"	"	"	"	"	"	"
Les Sables- d'Olonne.	Noirmoutier..... Ile d'Yeu..... Saint-Gilles-sur-Vie.. Les Sables-d'Olonne..	"	"	"	"	"	"	"	58	"
		"	"	"	"	"	"	1	34	"
		"	"	"	"	"	"	20	135	"
		"	"	"	"	"	"	30	140	10
La Rochelle..	L'Aiguillon-sur-Mer.. La Rochelle..... Saint-Martin-de-Ré... La Flotte.....	"	"	"	"	"	"	"	"	"
		"	9	"	"	"	"	12	23	"
		"	"	"	7	"	"	5	"	"
		"	"	"	"	"	"	"	"	"

aux différentes sortes de pêche avec désignation des engins. (Suite.)

THON.		POISSONS FRAIS.			HOMARD.	LANGOUSTE.	LANGOUSTE DE MAURITANE.	PÊCHE HAUTURIÈRE ET CÔTIÈRE.		GRANDE PÊCHE, pêche hauturière et côtière. — Valeur totale des produits de pêche débarqués.
LIGNE.	FILET.	CHALUT.	LIGNE.	FILET.				Quantité de marée fraîche débarquée.	Valeur de la marée fraîche débarquée.	
"	"	61	5	5	"	"	"	77.045	545.800	646.300
"	"	"	2	"	"	"	"	"	"	"
"	"	30	10	"	32	"	"	73.593	438.893	475.441
"	"	53	"	"	"	"	"	1.531.348	5.318.593	5.327.974
"	"	12	20	10	70	50	"	1.023.260	4.753.820	4.765.070
"	"	65	5	28	"	"	"	1.244.711	5.561.067	5.660.747
"	"	"	"	28	"	"	"	30.800	322.700	369.700
"	"	"	"	175	"	"	"	364.350	1.714.450	1.723.910
"	"	"	"	246	"	"	"	20.474	235.975	270.025
"	"	50	5	25	"	"	"	116.000	814.055	1.042.080
1	"	84	32	136	182	165	"	842.220	3.645.397	3.840.647
50	"	25	"	"	228	"	"	830.763	3.846.530	3.848.330
"	"	166	20	"	48	48	"	1.354.872	5.495.491	5.555.076
90	"	250	30	20	35	3	"	1.915.493	12.392.590	12.574.500
"	"	45	40	47	"	"	"	26.060	172.910	538.710
4	"	412	"	226	3	3	"	20.703.798	112.026.353	140.154.849
"	"	13	"	33	2	"	"	10.615	91.325	413.305
"	"	58	"	3	1	"	"	11.120	136.690	905.690

II. — ARMEMENT. — Nombre de bateaux se livrant

QUARTIERS.	SYNDICATS ou PORTS.	MORUE.		HARENG.		MAQUEREAU.			SARDINE.	
		LIGNE.	CHALUT.	CHALUT.	FILET déri- vant.	CHALUT.	FILET.	LIGNE.	FILET droit.	AUTRES filets.
RÉGION DE										
Rochefort....	Fouras.....	"	"	"	"	"	"	"	"	"
	Rochefort.....	"	"	"	"	"	"	"	"	"
Île d'Oléron..	Le Château-d'Oléron.	"	"	"	"	"	"	12	"	"
Marennes....	Marennes.....	"	"	"	"	"	"	"	"	"
	La Tremblade.....	"	"	"	"	"	"	"	"	"
	Royan.....	"	"	"	"	"	"	"	"	"
Bordeaux....	Blaye.....	"	"	"	"	"	"	"	"	"
	Le Verdon.....	"	"	"	"	"	"	"	"	"
	Bordeaux.....	2	6	"	"	"	"	"	"	"
Arcachon....	Arès.....	"	"	"	"	"	"	"	"	"
	Gujan-Mestras.....	"	"	"	"	"	"	22	"	"
	La Teste-de-Buch....	"	"	"	"	"	"	4	"	"
	Arcachon.....	"	1	"	"	"	"	23	28	"
Bayonne....	Sames.....	"	"	"	"	"	"	"	"	"
	Bayonne.....	"	"	"	"	20	30	"	8	"
	Saint-Jean-de-Luz...	"	"	"	"	49	63	"	42	"
TOTAUX.....		2	16	"	203	"	525	1.327	1.524	457

aux différentes sortes de pêche avec désignation des engins. (Suite.)

THON.		POISSONS FRAIS.			HOMARD.	LANGOUSTE.	LANGOUSTE DE MAURITANIE.	PÊCHE HAUTURIÈRE ET CÔTIÈRE.		GRANDE PÊCHE, pêche hauturière et côtère. — Valeur totale des produits de pêche débarquée.		
LIGNE.	FILET.	CHALUT.	LIGNE.	FILET.				Quantité de marée fraîche débarquée.	Valeur de la marée fraîche débarquée.			
"	"	60	"	1	"	"	"	61.640	684.110	706.710		
"	"	50	10	15	"	"	"	14.100	149.400	149.400		
"	"	45	"	"	10	"	"	212.573	1.577.721	1.585.221		
"	"	8	"	9	"	"	"	11.105	108.720	354.220		
"	"	30	"	120	"	"	"	76.600	869.200	1.657.200		
"	"	50	10	"	"	"	"	66.586	408.163	1.643.663		
"	"	"	"	43	"	"	"	37.655	289.670	289.670		
"	"	20	"	50	2	"	"	8.550	107.050	8.597.150		
"	"	"	"	"	"	"	"	"	"	18.453.212		
"	"	"	"	306	"	"	"	22.500	225.000	241.000		
"	"	"	"	30	"	"	"	296.830	2.055.135	2.113.185		
"	"	"	"	173	"	"	"	102.700	225.500	234.620		
"	"	24	"	325	"	"	"	17.475.247	114.469.110	114.475.110		
"	"	"	28	212	"	"	"	203.020	2.294.290	2.294.290		
"	"	"	209	209	8	8	"	536.200	3.716.500	3.716.500		
30	"	2	12	10	26	26	"	5.296.415	19.524.605	19.524.605		
TOTAUX.....		885	"	2.518	2.344	3.194	1.785	1.596	19	104.441.970	516.997.016	583.119.077

II. — ARMEMENT. — Nombre de bateaux se livrant

QUARTIERS.	SYNDICATS ou PORTS.	MORUE.		HARENG.		MAQUEREAU.			SARDINE.	
		LIGNE.	CHALUT.	CHALUT.	FILET déri- vant.	CHALUT.	FILET.	LIGNE.	FILET droit.	AUTRES filets.
RÉGION DE LA										
Port-Vendres .	Port-Vendres	"	"	"	"	"	10	10	4	"
	Banyuls-sur-Mer	"	"	"	"	"	10	"	10	"
	Collioure	"	"	"	"	"	6	"	56	"
	Saint-Laurent	"	"	"	"	"	10	5	16	"
	Leucate	"	"	"	"	"	4	5	2	4
	La Nouvelle	"	"	"	"	"	"	15	10	6
	Bages	"	"	"	"	"	"	"	"	"
Gruissan	"	"	"	"	"	22	10	18	37	"
Sète	Agde	"	"	"	"	"	30	130	52	"
	Mèze	"	"	"	"	"	"	"	30	4
	Sète	"	"	"	"	"	82	55	82	"
	Palavas	"	"	"	"	"	"	9	"	"
Grau-du-Roi	"	"	"	"	"	3	129	"	3	
Martigues	Port-Saint-Louis-du- Rhône	"	"	"	"	"	"	"	"	"
	Port-de-Bouc	"	"	"	"	"	12	7	2	"
	Martigues	"	"	"	"	"	35	55	45	"
Marseille	Marseille	"	"	"	"	"	88	53	173	18
	Cassis	"	"	"	"	"	"	22	34	"
	La Ciotat	"	"	"	"	"	16	15	12	"
Toulon	La Seyne	"	"	"	"	"	49	"	73	"
	Toulon	"	"	"	"	"	16	"	120	"
	Vieux-Salins-d'Hyères	"	"	"	"	"	6	3	"	"
	Saint-Tropez	"	"	"	"	"	"	"	18	"
	Saint-Raphael	"	"	"	"	"	10	25	33	"
Nice	Cannes	"	"	"	"	"	"	"	16	"
	Golfe Juan	"	"	"	"	"	"	"	"	"
	Antibes	"	"	"	"	"	10	40	23	"
	Cros-de-Cagnes	"	"	"	"	"	20	10	47	"

aux différentes sortes de pêches avec désignation des engins. (Suite.)

THON.	POISSONS FRAIS.					HOMARD.	LANGOUSTE.	LANGOUSTE DE MAURITANIE.	PÊCHE HAUTURIÈRE ET CÔTIÈRE.		GRANDE PÊCHE, pêche hauturière et côtière. Valeur totale des produits de pêche débarquée.
	LIGNE.	FILET.	CHALUT.	LIGNE.	FILET.				Quantité de marée fraîche débarquée.	Valeur de la marée fraîche débarquée.	
MÉDITERRANÉE.											
"	"	2	24	24	20	20	"	210.750	1.554.700	1.554.700	
"	"	9	"	38	16	16	"	111.500	782.100	782.100	
"	"	10	7	25	"	6	"	1.570.188	5.181.518	5.203.416	
"	"	"	32	161	"	6	"	448.023	4.337.461	4.337.461	
"	"	35	10	79	6	6	"	94.561	561.600	561.600	
"	2	25	"	69	2	2	"	178.070	858.045	876.945	
"	"	49	49	49	"	"	"	166.500	709.000	709.000	
"	5	"	"	100	"	"	"	82.400	332.700	340.100	
"	18	50	150	180	3	3	"	528.905	5.048.010	5.473.010	
"	"	130	45	55	"	"	"	52.310	399.700	1.973.200	
"	82	55	4	100	"	"	"	768.450	6.458.510	6.931.810	
"	5	"	"	200	"	10	"	513.093	2.671.480	2.678.230	
"	36	56	29	77	"	"	"	312.260	2.489.870	2.497.270	
"	"	"	76	76	"	"	"	82.950	791.800	791.800	
"	7	"	4	18	"	"	"	42.630	334.260	340.230	
"	30	19	45	350	3	3	"	479.384	5.808.690	5.931.090	
"	48	41	24	39	403	33	58	5.110.329	35.865.120	36.063.770	
"	"	4	"	22	50	"	6	120.281	684.425	687.825	
"	14	12	5	37	35	"	16	76.025	1.007.100	1.007.100	
"	15	37	"	178	"	30	"	24.430	226.035	602.789	
"	"	31	35	120	"	"	"	332.550	1.601.100	2.571.100	
"	"	4	38	26	16	16	"	208.300	1.928.300	2.126.060	
"	3	"	"	138	"	100	"	276.500	4.263.500	4.379.000	
"	"	"	10	60	"	18	"	67.300	474.350	477.050	
"	"	"	48	68	"	28	"	84.043	1.645.935	1.703.965	
"	"	"	26	36	3	3	"	9.400	200.500	200.500	
"	"	"	7	55	2	3	"	50.620	778.731	781.853	
"	"	"	15	47	"	"	"	128.450	1.111.700	1.111.700	

II. — ARMEMENT. — Nombre de bateaux se livrant

QUARTIERS.	SYNDICATS ou PORTS.	MORUE.		HARENG.	MAQUEREAU.			SARDINE.		
		LIGNE.	CHALUT.	CHALUT.	FILET déri- vant.	CHALUT.	FILET.	LIGNE.	FILET droit.	AUTRES filets.

RÉGION DE LA

Nice..... (Suite.)	Nice.....	"	"	"	"	"	"	10	48	"
	Villefranche-sur-Mer.....	"	"	"	"	"	"	"	120	"
	Menton.....	"	"	"	"	"	"	12	5	8
Bastia.....	Bastia.....	"	"	"	"	"	"	"	7	13
	Macinaggio.....	"	"	"	"	"	"	"	"	"
	Calvi et Ile Rousse.....	"	"	"	"	"	"	"	"	"
Ajaccio.....	Ajaccio.....	"	"	"	"	"	"	"	"	"
	Propriano.....	"	"	"	"	"	"	"	"	"
	Bonifacio.....	"	"	"	"	"	"	"	"	"
TOTAL.....		"	"	"	"	4	452	610	1,059	85

RÉGION DE

Bône.....	La Calle.....	"	"	"	"	"	"	"	3	3
	Bône.....	"	"	"	"	"	"	14	58	15
Philippeville..	Philippeville.....	"	"	"	"	"	"	36	20	8
	Collo.....	"	"	"	"	"	"	25	2	11
	Djidjelli.....	"	"	"	"	"	"	9	"	9
	Bougie.....	"	"	"	"	"	"	3	2	10
Alger.....	Dellys.....	"	"	"	"	"	"	"	"	3
	Alger.....	"	"	"	"	"	"	12	53	53
	Castiglione.....	"	"	"	"	"	"	"	"	64
	Cherchell.....	"	"	"	"	"	"	"	"	16
Oran.....	Ténès.....	"	"	"	"	"	"	"	"	1
	Mostaganem.....	"	"	"	"	"	"	3	10	3
	Arzew.....	"	"	"	"	"	"	10	"	12
	Oran.....	"	"	"	"	"	"	70	30	44
TOTAL.....	Nemours.....	"	"	"	"	"	"	59	"	59
		"	"	"	"	12	282	122	213	253
ENSEMBLE.....		96	45	157	580	130	1,419	4,163	2,820	838

aux différentes sortes de pêches avec désignation des engins. (Suite.)

THON.	POISSONS FRAIS.			HOMARD.	LANGOUSTE.	LANGOUSTE DE MAURITANIE.	PÊCHE HAUTURIÈRE ET CÔTIÈRE.		GRANDE PÊCHE, pêche hauturière et côtière. — Valeur totale des produits de pêche débarquée.		
	LIGNE.	FILET.	CHALUT.				LIGNE.	FILET.		Quantité de marée fraîche débarquée.	Valeur de la marée fraîche débarquée.

MÉDITERRANÉE. (Suite)

"	"	"	24	55	"	"	28.160	363.000	363.000
"	"	78	35	76	"	50	93.153	988.840	1,041.840
"	"	1	15	27	2	2	52.797	477.727	483.952
"	7	"	"	101	"	25	287.798	2,267.479	2,269.142
"	6	"	7	20	"	16	28.425	197.090	197.090
"	28	"	20	69	"	90	57.275	744.780	752.940
"	"	"	56	72	"	45	462.150	2,972.400	3,014.900
"	"	"	12	16	"	20	33.225	337.880	339.580
"	"	"	20	30	"	35	59.590	689.990	692.890
65	302	654	929	3,286	106	633	13,233.375	97,145.426	101,850.008

ALGÉRIE.

"	"	"	20	4	"	6	162.135	731.343	731.343
"	"	9	7	25	"	5	1,516.455	5,728.669	5,924.569
20	36	11	84	36	11	11	1,670.806	6,854.890	6,988.594
"	"	"	2	23	"	1	155.850	235.522	235.522
"	"	"	7	9	"	6	482.143	1,557.052	1,581.302
"	"	5	"	16	1	1	416.086	2,374.884	2,374.884
"	14	"	"	4	"	"	140.125	754.114	751.114
"	"	12	67	53	"	3	3,837.486	20,063.361	20,063.361
"	18	3	"	18	"	"	1,047.055	2,035.485	2,036.125
"	"	6	4	8	"	5	934.555	4,678.110	4,678.810
"	"	6	7	11	8	8	502.073	1,561.554	1,561.554
"	8	"	10	21	"	2	840.868	4,328.602	4,328.602
"	15	14	11	20	"	"	1,215.568	5,473.150	5,473.150
"	"	10	18	140	"	35	5,258.245	17,323.034	17,340.659
"	59	"	"	2	"	"	2,815.404	3,201.594	3,201.594
61	133	91	379	380	20	83	20,994.854	76,901.364	77,274.183
1,011	435	4,283	6,963	7,820	3,462	3,267	239,499.027	1,019,823.074	1,189,546.071

III

PERSONNEL.

Renseignements sur le personnel pratiquant la PÊCHE EN BATEAU. (Importance numérique, qualités, âges, industries exercées accessoirement.)

Les renseignements concernant le personnel pratiquant la pêche à pied figurent au Tableau : Production-Pêche à pied (page 141 du présent volume).

QUARTIERS.	PORTS OU SYNDICATS.	DÉCOMPOSITION DU PERSONNEL DES BATEAUX DE PÊCHE.									QUALITÉS DES COMMANDANTS.				ÂGE DES MARINS PÊCHEURS (état-major et équipage).				NOMBRE de MARINS exerçant accessoirement une autre industrie.	INDUSTRIES EXERCÉES PAR LES MARINS en dehors de la pêche.	
		Capitaines ou patrons.	Seconds.	Officiers	Matelots.	Novices.	Mousses.	Mécaniciens.	Chauffeurs	Soutiers.	Total.	Capitaines au long cours.	Capitaines au cabotage.	Marins titulaires d'autres brevets ou diplômes.	Patrons non brevetés.	Moins de 16 ans.	16 à 18 ans.	18 à 50 ans.			Plus de 50 ans.
RÉGION DE LA MER DU NORD ET DE LA MANCHE.																					
Dunkerque.....	Dunkerque.....	63	1	2	164	8	5	9	"	"	252	"	"	8	55	5	8	216	23	30	Dockers, journaliers.
	Gravelines.....	84	11	22	502	14	10	84	"	"	727	"	1	28	55	0	13	608	97	39	Journaliers et ouvriers d'usines.
Calais.....	Calais.....	47	"	"	110	16	18	30	"	"	221	"	"	24	23	18	16	135	52	40	Cafetiers, dockers, journaliers.
Boulogne-sur-Mer.	Boulogne-sur-Mer.....	269	199	"	2.089	144	196	262	325	9	3.403	"	"	199	70	275	154	2.375	689	750	Déchargement des navires, gardiens de bateaux.
	Étaples.....	88	"	"	278	26	40	"	"	"	432	"	"	52	36	52	31	245	104	55	Fabrique et réparation de filets.
	Berck-sur-Mer.....	24	"	"	130	3	3	"	"	"	169	"	"	4	20	3	3	125	38	7	Cultivateurs, journaliers.
	Le Crotoy.....	47	"	"	70	8	10	"	"	"	135	"	"	18	29	10	8	84	33	"	"
	Saint-Valéry-sur-Somme.....	65	"	"	3	5	3	"	"	"	76	"	"	2	63	3	5	49	19	"	"
	Caveux-sur-Mer.....	24	"	"	32	"	2	"	"	"	58	"	"	4	20	2	6	38	12	"	"
Dieppe.....	Le Tréport.....	43	"	"	66	6	3	"	"	"	118	"	"	"	43	3	6	69	40	130	Manœuvres et employés aux Ponts et Chaussées.
	Dieppe.....	124	50	"	400	35	55	50	200	10	924	"	"	70	54	55	35	759	75	85	Employés.
Fécamp.....	Saint-Valery-en-Caux.....	20	"	"	59	1	"	"	"	"	80	1	"	1	18	"	1	40	39	"	"
	Saint-Pierre-en-Port.....	20	"	"	16	"	"	"	"	"	36	"	"	"	20	"	"	28	8	"	"
	Fécamp.....	157	55	89	1.374	140	72	119	140	14	2.160	"	27	26	104	72	140	1.854	94	100	Gréers, voiliers, charpentiers, tonneliers.
	Yport.....	26	"	"	130	15	15	"	"	"	186	"	"	3	23	10	20	70	86	"	"
	Étretat.....	27	"	"	89	3	2	"	"	"	121	"	"	"	27	2	3	40	76	1	Charpentier.
Le Havre.....	Le Havre.....	216	4	12	219	20	12	12	17	9	530	1	3	80	132	17	10	371	123	"	"
	Quillebeuf.....	35	"	"	48	5	6	"	"	"	94	"	"	2	33	4	6	65	19	15	Manœuvres.

QUARTIERS.	PORTS OU SYNDICATS.	DÉCOMPOSITION DU PERSONNEL DES BATEAUX DE PÊCHE.								QUALITÉS DES COMMANDANTS.				ÂGE DES MARINS PÊCHEURS (état-major et équipage).				NOMBRE de MARINS exerçant accessoirement une autre industrie.	INDUSTRIES EXERCÉES PAR LES MARINS en dehors de la pêche.	
		Capitaines ou patrons.	Seconds.	Officiers.	Matelots.	Novices.	Mousses.	Mécaniciens.	Chauffeurs.	Soutiers.	Total.	Capitaines au long cours.	Capitaines au cabotage.	Marins titulaires d'autres brevets ou diplômes.	Patrons non brevetés.	Moins de 16 ans.	16 à 18 ans.			18 à 50 ans.
RÉGION DE LA MER DU NORD ET DE LA MANCHE. (Suite.)																				
Caen	Honfleur	127	"	"	145	7	6	"	"	285	"	"	"	127	6	7	221	51	20	Mancœuvres.
	Trouville	25	"	"	63	1	1	"	"	90	"	"	"	25	1	1	65	23	"	"
	Dives	15	"	"	29	"	"	"	"	44	"	"	"	15	"	"	41	3	20	Mancœuvres.
	Caen	1	"	"	"	"	"	"	"	1	"	"	"	1	"	"	"	1	"	"
	Ouistreham	64	"	"	37	2	1	"	"	104	"	"	"	64	1	2	71	30	"	"
	Courseulles	50	"	"	29	1	"	"	"	80	"	"	1	49	"	1	58	21	56	Mancœuvres.
	Port-en-Bessin	100	"	"	102	15	10	1	"	228	"	1	33	66	10	15	147	56	2	Épiciers.
Grandcamp-les-Bains	125	"	"	156	20	16	"	"	317	"	"	65	60	16	20	224	57	"	"	
Cherbourg	La Hougue	138	"	"	147	8	7	"	"	300	1	1	6	130	7	8	185	100	"	"
	Barfleur	73	"	"	112	10	10	"	"	205	"	"	"	73	10	10	155	30	"	"
	Cherbourg	284	"	"	245	13	9	4	12	567	"	"	9	275	9	13	381	164	19	Cultivateurs, cordonniers.
	Blainville	131	"	"	28	4	3	"	"	166	"	2	1	128	3	4	93	66	125	Idem.
	Granville	169	4	15	265	16	9	3	4	485	1	5	18	145	9	16	388	72	300	Gréeurs, dockers, voiliers, cultivateurs, mancœuvres, calfats.
Cancale	Cancale	260	6	7	305	30	30	"	"	638	4	30	50	176	30	30	400	178	200	Cultivateurs.
	Le Vivier	18	"	"	6	"	"	"	"	24	"	"	"	18	"	"	20	4	"	"

QUARTIERS.	PORTS OU SYNDICATS.	DÉCOMPOSITION DU PERSONNEL DES BATEAUX DE PÊCHE.								Total.
		Capitaines ou patrons.	Seconds.	Officiers.	Matelots.	Novices.	Mousses	Mécaniciens.	Chaufeurs.	
Saint-Malo.....	Saint-Malo.....	88	43	144	1.075	187	190	15	15	1.757
	Saint-Servan.....	77	19	38	526	38	38	1	"	737
	Saint-Suliac.....	124	"	"	46	"	"	"	"	170
	Pleurduit.....	38	"	"	3	1	2	"	"	44
	Dinard.....	42	"	"	8	6	"	"	"	56
	Ploudihen.....	46	"	"	5	"	"	"	"	51
	Plouër.....	12	"	"	"	"	"	"	"	12
	Saint-Jacut.....	47	"	"	166	6	8	"	"	227
Dinan.....	7	"	"	1	1	"	"	"	9	
Saint-Brieuc.....	Plévenon.....	61	"	"	90	5	2	1	"	159
	Pléneuf-Dahouet.....	74	"	"	52	5	5	"	"	136
	Saint-Brieuc.....	29	"	"	69	18	24	"	"	140
	Le Légué.....	29	"	"	130	2	3	"	"	164
	Binic.....	19	"	"	12	1	3	"	"	35
Paimpol.....	Portrieux.....	45	"	"	23	8	5	"	"	81
	Plouézec.....	29	"	"	26	6	4	"	"	65
	Paimpol.....	258	8	14	420	75	25	"	"	805
	Plouha.....	10	"	"	20	"	"	"	"	30

QUALITÉS DES COMMANDANTS.	ÂGE DES MARINS PÊCHEURS (état-major et équipage).				NOMBRE de MARINS exerçant accessoirement une autre industrie.	INDUSTRIES EXERCÉES PAR LES MARINS en dehors de la pêche.			
	Capitaines au long cours.	Capitaines au cabotage.	Marins titulaires d'autres brevets ou diplômes.	Patrons non brevetés.			Moins de 16 ans.	16 à 18 ans.	18 à 50 ans.
"	43	"	45	190	187	1.340	40	500	Gréeurs, calfats, charpentiers, cultivateurs.
"	16	6	55	38	35	645	16	230	Charpentiers, voiliers, calfats, gréeurs.
2	11	2	109	"	"	108	62	"	"
"	2	3	33	2	1	5	36	32	Charpentiers, calfats.
"	"	"	42	"	6	23	27	"	"
"	"	"	46	"	"	27	24	"	"
1	1	"	10	"	"	5	7	"	"
"	"	1	46	8	6	179	34	7	Mareyeurs.
"	"	"	7	"	1	5	3	"	"
2	1	1	57	2	5	102	50	50	Cultivateurs, manœuvres.
1	2	3	68	5	5	87	39	136	Idem.
"	"	"	29	23	15	65	37	92	Travaux de la terre et du port.
"	"	12	17	3	2	98	61	"	"
"	1	2	16	3	1	24	7	4	Travaux agricoles, commerçants.
1	1	3	40	5	8	53	15	"	"
"	2	2	25	4	6	40	15	30	Cultivateurs.
1	7	20	230	25	75	605	100	100	Cultivateurs.
"	1	1	8	"	"	21	9	6	Idem.

Renseignements sur le personnel pratiquant la PÊCHE EN BATEAU

QUARTIERS.	PORTS OU SYNDICATS.	DÉCOMPOSITION DU PERSONNEL DES BATEAUX DE PÊCHE.								Total.	
		Capitaines ou patrons.	Seconds.	Officiers.	Matelots.	Novices.	Mousses.	Mécaniciens.	Chauffeurs.		Soniters.
RÉGION DE LA MER DU											
Tréguier	Pleubian	96	"	"	70	6	8	"	"	"	180
	Tréguier	79	"	"	74	21	10	"	"	"	184
	Port-Blanc.....	44	"	"	29	10	8	"	"	"	91
Lannion.....	Perros-Guirec	76	"	"	74	12	7	"	"	"	169
	Pleumeur-Bodou	105	"	"	74	14	20	"	"	"	213
	Lannion.....	94	"	"	55	12	9	"	"	"	170
Morlaix.....	Plougasnou	87	"	"	109	5	12	"	"	"	213
	Morlaix	97	"	"	64	7	4	"	"	"	172
	Roscoff.....	241	"	"	118	32	28	"	"	"	419
	Plouénéour-Trez.....	142	"	"	99	20	10	"	"	"	271
Brest.....	Plouguerneau	390	"	"	440	60	90	"	"	"	980
	L'Aberwrach.....	270	"	"	420	20	25	"	"	"	735
	Porspoder.....	435	"	"	275	40	30	"	"	"	780
	Ouessant.....	129	"	"	150	14	33	"	"	"	335
	Le Conquet.....	66	"	"	78	6	8	"	"	"	158
TOTAUX Mer du Nord et Manche.....		6.345	400	343	12.267	1.223	1.165	596	713	42	23.024

(importance numérique, qualités, âge, industries exercées accessoirement). [Suite.]

QUALITÉS DES COMMANDANTS.				ÂGE DES MARINS PÊCHEURS (état-major et équipage).				NOMBRE de MARINS exerçant accessoirement une autre industrie.	INDUSTRIES EXERCÉES PAR LES MARINS en dehors de la pêche.
Capitaines au long cours.	Capitaines au cabotage.	Marins titulaires d'autres brevets ou diplômes.	Patrons non brevetés.	Moins de 16 ans.	16 à 18 ans.	18 à 50 ans.	Plus de 50 ans.		
"	"	3	93	8	6	106	60	12	Cultivateurs.
"	"	"	79	10	21	117	36	9	Idem.
"	"	"	44	8	12	59	12	"	"
2	8	2	64	7	12	62	88	5	Constructeur de bateaux, manœuvres.
"	4	2	99	20	14	97	82	23	Cultivateurs, manœuvres.
"	"	"	94	9	12	89	60	12	Idem.
"	"	6	81	12	5	150	46	"	"
"	"	"	97	4	7	115	46	45	Cultivateurs.
"	"	"	241	28	32	241	118	60	Cultivateurs et ouvriers.
"	"	1	141	10	20	210	31	"	"
"	"	"	390	90	60	620	210	"	"
"	"	2	268	25	20	590	100	310	Cultivateurs.
1	2	1	431	30	40	622	88	194	Idem.
"	"	43	86	33	14	171	117	"	"
"	"	14	52	8	6	98	46	5	Cultivateurs.
10	172	834	5.320	1.252	1.238	16.309	4.205		

Renseignements sur le personnel pratiquant la PÊCHE EN BATEAU

QUARTIERS.	PORTS OU SYNDICATS.	DÉCOMPOSITION DU PERSONNEL DES BATEAUX DE PÊCHE.								Total.	
		Capitaines ou patrons.	Seconds.	Officiers.	Matelots.	Novices.	Mousus.	Mécaniciens.	Chauffeurs.		Soutiers.
Brest..... (Suite.)	Brest.....	92	"	"	140	11	25	"	"	"	268
	Plougastel-Daoulas.....	88	"	"	283	28	19	"	"	"	418
	Le Faou.....	107	"	"	175	38	22	"	"	"	342
Camaret.....	Camaret.....	246	4	"	1.178	60	42	"	"	"	1.530
	Crozon.....	150	"	"	560	20	65	"	"	"	795
Douarnenez.....	Douarnenez.....	582	"	"	4.315	222	231	"	"	"	5.350
Audierne.....	Île de Sein.....	119	"	"	175	15	17	"	"	"	326
	Audierne.....	442	"	"	2.480	362	438	"	"	"	3.722
Guilvinec.....	Penmarch.....	342	"	"	692	84	48	"	"	"	1.166
	Guilvinec.....	520	"	"	1.320	210	185	"	"	"	2.235
	Pont-l'Abbé-Loctudy.....	276	"	"	344	42	28	"	"	"	690
	Quimper.....	115	1	"	192	100	52	12	2	1	475
Concarneau.....	Concarneau.....	657	"	"	2.025	224	260	"	"	"	3.166
	Doëlan.....	243	"	"	477	69	47	"	"	"	836
Lorient.....	Lorient.....	274	66	"	623	81	101	83	122	37	1.387
	Port-Louis.....	380	"	"	1.064	90	136	"	"	"	1.670
	Groix.....	412	"	"	1.135	92	140	"	"	"	1.779

(importance numérique, qualités, âge, industries exercées accessoirement). [Suite.]

QUALITÉS DES COMMANDANTS.					ÂGE DES MARINS PÊCHEURS. (Etat-Major et équipage).				NOMBRE de MARINS exerçant accessoirement une autre industrie.	INDUSTRIES EXERCÉES PAR LES MARINS en dehors de la pêche.
Capitaines au long cours.	Capitaines au cabotage.	Marins titulaires d'autres brevets ou diplômes.	Patrons non brevetés.		Moins de 16 ans.	16 à 18 ans.	18 à 50 ans.	Plus de 50 ans.		
2	"	10	80	25	11	127	105	14	Charpentiers, maçons, journaliers, manoeuvres.	
"	"	22	66	19	25	339	32	312	Agriculteurs.	
"	"	11	96	22	38	247	35	43	Cultivateurs ou carriers.	
"	"	92	154	42	60	1.283	145	160	Cultivateurs et charpentiers.	
"	"	34	116	65	20	590	120	400	Idem.	
"	"	150	432	231	222	3.080	1.817	80	Maçons, tailleurs de pierres, cultivateurs et manoeuvres.	
"	"	14	105	17	15	224	70	6	Mareyeurs et charpentiers.	
"	"	1	441	438	362	2.164	758	145	Cultivateurs.	
"	"	41	301	48	84	892	142	36	Journaliers d'usines.	
"	"	"	520	185	210	1.430	410	"	"	
"	"	80	196	28	42	428	192	70	Cultivateurs.	
"	"	15	100	55	102	214	104	9	Idem.	
"	"	24	633	260	224	2.202	480	612	Idem.	
"	1	10	232	47	69	600	120	550	Idem.	
"	37	175	62	107	101	975	204	109	Manoeuvres et agriculteurs.	
"	"	151	229	136	90	814	630	25	Manoeuvres.	
"	"	140	272	140	92	1.377	170	"	"	

Renseignements sur le personnel pratiquant la PÊCHE EN BATEAU

QUARTIERS.	PORTS OU SYNDICATS.	DÉCOMPOSITION DU PERSONNEL DES BATEAUX DE PÊCHE.									
		Capitaines ou patrons.	Seconds.	Officiers.	Matelots.	Novices.	Mousses.	Mécaniciens.	Chauffeurs.	Soutiers.	Total.
RÉGION DE											
Auray	Étel.....	226	"	"	1.130	46	180	"	"	"	1.582
	Quiberon.....	112	"	"	402	15	22	"	"	"	551
	La Trinité-sur-Mer.....	50	"	"	22	1	5	"	"	"	78
	Auray.....	113	"	"	205	17	35	"	"	"	370
	Larmor-Baden.....	47	"	"	6	2	3	"	"	"	58
	Houat.....	35	"	"	26	4	5	"	"	"	70
	Hoëdic.....	35	"	"	60	5	"	"	"	"	100
Le Palais-Sauzon.....	135	"	1	265	13	6	"	"	"	420	
Vannes	L'Île-aux-Moines.....	44	"	"	32	6	5	"	"	"	87
	Séné.....	168	"	"	83	17	21	"	"	"	289
	Port-Navalo.....	41	"	"	11	"	3	"	"	"	55
	Sarzeau.....	60	"	"	40	3	6	"	"	"	109
	Damgan.....	66	"	"	47	7	6	"	"	"	126
	Vannes.....	2	"	"	"	"	"	"	"	"	2
Saint-Nazaire...	Piriac-sur-Mer.....	48	"	"	63	3	6	"	"	"	120
	La Turballe.....	82	"	"	336	17	28	"	"	"	463
	Le Croisic.....	80	"	"	248	20	8	"	"	"	356
	Saint-Nazaire.....	73	6	"	196	8	9	6	24	"	322
	Paimbœuf.....	28	"	"	8	"	"	"	"	"	36

(importance numérique, qualités, âge, industries exercées accessoirement). [Suite.]

QUALITÉS DES COMMANDANTS.	ÂGE DES MARINS PÊCHEURS. (Etat-Major et équipage.)				NOMBRE de MARINS exerçant accessoirement une autre industrie.	INDUSTRIES EXERCÉES PAR LES MARINS en dehors de la pêche.			
	Capitaines au long cours.	Capitaines au cabotage.	Marins titulaires d'autres brevets ou diplômes.	Patrons non brevetés.			Moins de 16 ans.	16 à 18 ans.	18 à 50 ans.
Océan. (Suite.)									
"	"	199	27	180	46	1.006	350	"	"
1	"	1	110	22	15	463	51	"	"
"	2	2	46	5	1	42	30	4	Ostréiculture.
1	1	26	85	35	17	238	80	91	Idem.
"	6	"	41	3	2	41	12	30	Idem.
"	"	"	35	5	4	47	14	"	"
"	"	"	35	3	2	72	23	"	"
"	1	30	104	6	13	262	139	6	Épiciers, débitants de boissons.
"	"	7	37	2	2	33	50	41	Cultivateurs.
"	5	16	147	21	17	164	87	"	"
"	5	1	35	3	"	13	39	20	Cultivateurs.
"	1	3	56	6	3	57	43	7	Mytiliculteurs, ostréiculteurs.
"	"	5	61	6	7	88	25	"	"
"	"	"	2	"	"	"	2	2	Manœuvres.
1	"	6	41	6	3	100	11	16	Maçons et cultivateurs, couvreurs.
"	"	32	50	28	17	282	136	"	"
1	"	59	20	8	20	250	78	"	"
"	1	6	66	9	8	285	20	14	Manœuvres.
"	"	"	28	"	"	35	1	"	"

QUARTIERS.	PORTS OU SYNDICATS.	DÉCOMPOSITION DU PERSONNEL DES BATEAUX DE PÊCHE.									QUALITÉS DES COMMANDANTS.				ÂGE DES MARINS PÊCHEURS (Etat-Major et équipage.)				NOMBRE de MARINS exerçant accessoirement une autre industrie.	INDUSTRIES EXERCÉES PAR LES MARINS en dehors de la pêche.	
		Capitaines ou patrons.	Secronds.	Officiers.	Matelots.	Noviciers.	Mousses.	Mécaniciens.	Chauffeurs.	Soutiers.	Total.	Capitaines au cabotage.	Marins titulaires d'autres brevets ou diplômes.	Patrons non brevetés.	Moins de 16 ans.	16 à 18 ans.	18 à 50 ans.	Plus de 50 ans.			
RÉGION DE L'Océan. (Suite.)																					
Nantes.....	Basse-Indre.....	160	"	"	80	1	"	"	"	"	241	"	"	160	"	1	140	100	"	"	
	Nantes.....	246	"	"	24	"	"	"	"	"	270	"	"	246	"	"	71	199	"	"	
	Pornic.....	74	"	"	28	5	5	"	"	"	112	"	30	44	5	5	82	20	"	"	
Les Sables-d'Olonne	Noirmoutier.....	256	"	"	614	85	75	"	"	"	1.030	"	80	176	75	85	485	385	72	Agriculteurs.	
	Beauvoir-sur-Mer.....	111	"	"	58	13	19	"	"	"	201	"	16	95	19	13	132	37	"	"	
	Île d'Yeu.....	318	5	"	351	63	35	"	"	"	732	"	66	252	35	63	496	178	"	"	
	Saint-Gilles-sur-Vie.....	201	"	"	380	15	16	"	"	"	612	"	165	36	16	15	409	172	20	Ouvriers et manoeuvres.	
	Les Sables-d'Olonne.....	415	"	"	1.040	46	42	"	"	"	1.513	"	15	400	42	46	1.245	210	23	Voiliers, charpentiers, manoeuvres, forgeron.	
La Rochelle.....	L'Aiguillon-sur-Mer.....	109	"	"	26	1	1	"	"	"	137	"	1	108	1	1	109	26	"	"	
	La Rochelle.....	631	82	22	1.073	116	102	134	302	32	2.494	"	13	182	436	102	116	2.086	190	365	Ostréiculteurs et boucholeurs.
	Saint-Martin-de-Ré.....	45	"	"	39	3	1	"	"	"	88	"	1	2	42	1	3	52	32	38	Ostréiculteurs et cultivateurs.
	La Flotte.....	62	"	"	103	3	"	"	"	"	168	"	8	54	"	3	119	46	35	Culture et ostréiculture.	
Rochefort.....	Fouras.....	60	"	"	42	"	3	"	"	"	105	"	"	60	3	"	59	43	"	"	
	Rochefort.....	59	"	"	135	48	4	"	"	"	216	"	"	59	"	20	180	46	35	Cultivateurs.	
Île d'Oléron.....	Le Château d'Oléron.....	291	"	"	339	32	25	"	"	"	687	"	10	281	25	30	594	38	420	Agriculteurs, ostréiculteurs.	
Marennes.....	Marennes.....	495	"	"	211	42	47	"	"	"	795	"	2	493	47	42	605	101	750	Ostréiculteurs.	
	La Tremblade.....	372	"	"	130	32	12	"	"	"	516	"	12	360	12	32	449	53	490	Idem.	
	Royan.....	60	"	"	36	"	"	"	"	"	96	"	3	57	"	"	71	25	"	"	

Renseignements sur le personnel pratiquant la PÊCHE EN BATEAU

QUARTIERS.	PORTS OU SYNDICATS.	DÉCOMPOSITION DU PERSONNEL DES BATEAUX DE PÊCHE.									
		Capitaines ou patrons.	Second.	Officiers.	Matelots.	Novices.	Mousses.	Mécaniciens.	Chauffeurs.	Soutiers.	Total.
Bordeaux	Blaye.....	43	"	"	31	"	"	"	"	"	71
	Le Verdon.....	155	"	"	90	5	2	"	"	"	252
	Bordeaux.....	8	7	"	255	30	16	18	24	"	358
Arcachon	Arès.....	306	"	"	25	4	3	"	"	"	338
	Gujan-Mestras.....	340	"	"	285	16	27	"	"	"	668
	La Teste.....	175	"	"	84	1	1	"	"	"	261
	Arcachon.....	347	25	23	405	21	23	26	75	"	945
Bayonne	Sames.....	240	"	"	345	"	"	"	"	"	588
	Bayonne.....	209	"	"	303	36	22	20	"	"	590
	Saint-Jean-de-Luz.....	114	2	"	622	28	10	51	51	"	875
TOTAUX de l'Océan.....		12.392	198	46	27.515	2.578	2.695	350	600	70	46.444

importance numérique, qualités, âge, industries exercées accessoirement). [Suite.]

QUALITÉS DES COMMANDANTS.				ÂGE DES MARINS PÊCHEURS. (Etat-Major et équipage.)				NOMBRE de MARINS exerçant accés- soirement une autre industrie.	INDUSTRIES EXERCÉES PAR LES MARINS en dehors de la pêche.
Capitaines au long cours.	Capitaines au cabotage.	Marins titulaires d'autres brevets ou diplômes.	Patrons non brevetés.	Moins de 16 ans.	16 à 18 ans.	18 à 50 ans.	Plus de 50 ans.		
"	"	"	43	"	"	62	12	2	Cultivateurs.
"	"	"	155	2	5	218	27	100	Agriculteurs.
3	5	"	"	16	30	287	25	"	"
"	"	1	305	3	4	141	190	60	Résiniers.
"	2	38	300	27	16	338	287	75	Ostréiculture.
"	"	22	153	1	1	121	138	198	Idem.
1	"	85	261	23	21	820	81	136	Idem.
"	"	"	240	"	"	510	78	450	Charpentiers, cultivateurs, maçons, manœuvres, carriers, sandaliers.
"	"	28	181	20	36	449	85	420	Cultivateurs, dockers, charpentiers, carriers, bou- chonniers, résiniers.
"	"	80	34	10	28	743	97	"	"
10	81	2.209	10.092	2.698	2.563	31.537	9.646		

RÉGION DE L'Océan. (Suite et fin.)

Renseignements sur le personnel pratiquant la PÊCHE EN BATEAU

QUARTIERS.	ORTS OU SYNDICATS.	DÉCOMPOSITION DU PERSONNEL DES BATEAUX DE PÊCHE.								Total.	
		Capitaines ou patrons.	Seconds.	Officiers.	Matelots.	Novices.	Mousses.	Mécaniciens.	Chauffeurs.		Soutiers.
RÉGION DE LA											
Port-Vendres.....	Port-Vendres.....	26	"	"	11	"	"	1	1	"	39
	Banyuls-sur-Mer.....	76	"	"	86	2	1	"	"	"	165
	Collioure.....	92	"	"	281	13	10	"	"	"	396
	Saint-Laurent-de-la-Salanque.....	161	"	"	178	15	22	"	"	"	376
	Leucate.....	79	"	"	12	2	"	"	"	"	93
	La Nouvelle.....	70	"	"	15	2	"	"	"	"	95
	Bages.....	49	"	"	2	1	"	"	"	"	52
Gruissan.....	100	"	"	5	3	3	"	"	"	111	
Sète.....	Agde.....	290	"	"	186	12	2	1	3	"	494
	Mèze.....	235	"	"	8	3	2	"	"	"	248
	Sète.....	466	"	"	282	31	27	"	"	"	806
	Palavas.....	234	"	"	7	8	9	"	"	"	258
	Grau-du-Roi.....	185	"	"	54	7	4	"	"	"	250
Martigues.....	Fort-Saint-Louis-du-Rhône ..	76	"	"	17	4	2	"	"	"	99
	Port-de-Bouc.....	47	"	"	9	1	"	"	"	"	57
	Martigues.....	404	1	"	132	20	10	3	6	"	576
Marseille.....	Marseille.....	630	2	"	610	21	30	8	16	"	1.317
	Cassis.....	56	"	"	24	3	2	"	"	"	85
	La Ciotat.....	63	"	"	53	2	1	"	"	"	119

(importance numérique, qualités, âge, industries exercées accessoirement). [Suite.]

QUALITÉS DES COMMANDANTS.	ÂGE DES MARINS PÊCHEURS (État-major et équipages).				NOMBRE de MARINS exerçant accessoirement une autre industrie.	INDUSTRIES EXERCÉES PAR LES MARINS en dehors de la pêche.		
	Capitaines au long cours.	Capitaines au cabotage.	Marins titulaires d'autres brevets ou diplômes.	Patrons non brevetés.			Moins de 16 ans.	16 à 18 ans.
MÉDITERRANÉE.								
"	"	2	24	"	30	0	30	Dockers.
"	"	"	76	1	2	124	38	Vignerons.
"	"	3	80	10	13	230	143	Vignerons, journaliers, ateliers de salaisons.
"	"	2	159	22	15	275	64	Travaux agricoles.
"	"	"	79	2	2	53	36	"
"	"	"	79	"	2	48	46	Maryeurs.
"	"	"	49	"	1	22	29	"
2	2	"	96	3	3	46	59	Culture de la vigne, vendanges, récolte du sel.
1	"	51	238	2	12	269	211	Idem.
"	"	"	235	2	3	163	80	Cultivateurs, manœuvres.
"	"	8	45	27	31	703	45	Dockers.
"	"	"	231	9	8	152	89	"
"	"	3	182	4	7	150	89	Vignerons et manœuvres.
"	"	"	76	2	4	75	18	Dockers, gardien de phare.
"	"	"	47	"	1	32	24	Manœuvres.
"	"	6	398	10	20	368	178	Cultures maraîchères, ouvriers d'usines.
"	"	28	602	21	30	856	410	Dockers.
"	"	1	55	2	3	71	9	"
"	"	3	60	1	2	80	36	Journaliers

Renseignements sur le personnel pratiquant LA PÊCHE EN BATEAU

QUARTIERS.	PORTS OU SYNDICATS.	DÉCOMPOSITION DU PERSONNEL DES BATEAUX DE PÊCHE.								Total.	
		Capitaines ou patrons.	Seconds.	Officiers.	Matelots.	Novices.	Mousses.	Mécaniciens.	Chauffeurs.		Soutiers.
RÉGION DE LA											
Toulon.....	La Seyne.....	247	"	"	50	9	13	"	"	"	319
	Toulon.....	296	"	"	130	12	8	"	"	"	446
	Vieux-Salins-Hyères.....	116	"	"	198	26	12	"	"	"	352
	Saint-Tropez.....	146	"	"	145	9	6	"	"	"	306
	Saint-Raphaël.....	61	"	"	25	"	3	"	"	"	92
Nice.....	Cannes.....	121	"	"	32	2	1	"	"	"	156
	Golfe-Juan.....	39	"	"	9	3	"	"	"	"	51
	Antibes.....	73	"	"	39	2	1	"	"	"	115
	Cros-de-Cagnes.....	63	"	"	41	2	1	"	"	"	107
	Nice.....	65	"	"	35	4	1	"	"	"	105
	Villefranche-sur-Mer.....	148	"	"	6	3	1	"	"	"	158
	Menton.....	39	"	"	36	"	1	"	"	"	76
Bastia.....	Bastia.....	101	"	"	141	27	23	"	"	"	292
	Macinaggio.....	27	"	"	18	2	16	"	"	"	63
	Calvi et Ile-Rousse.....	64	"	"	90	10	16	"	"	"	180
Ajaccio.....	Ajaccio.....	128	"	"	180	30	15	"	"	"	353
	Propriano.....	28	"	"	20	8	4	"	"	"	60
	Bonifacio.....	50	"	"	40	8	7	"	"	"	105
TOTAUX de la Méditerranée.....		5.163	3	"	3.207	307	254	13	26	"	8.973

(importance numérique, qualités, âge, industries exercées accessoirement). [Suite.]

QUALITÉS DES COMMANDANTS.				ÂGE DES MARINS PÊCHEURS (État-Major et équipages).				NOMBRE de MARINS exerçant accessoirement une autre industrie.	INDUSTRIES EXERCÉES PAR LES MARINS en dehors de la pêche.
Capitaines au long cours.	Capitaines au cabotage.	Marins titulaires d'autres brevets ou diplômés.	Patrons non brevetés.	Moins de 16 ans.	16 à 18 ans.	18 à 50 ans.	Plus de 50 ans.		
MÉDITERRANÉE. (Suite.)									
"	"	"	247	13	9	210	87	"	"
"	"	10	286	8	12	340	86	"	"
"	"	51	65	12	26	224	90	30	Cultivateurs et journaliers.
"	"	12	134	6	9	151	140	12	Manœuvres.
"	"	2	62	3	"	55	34	8	Cultivateurs, dockers, manœuvres, maçons.
"	"	"	121	1	2	83	70	7	Manœuvres.
"	1	2	36	"	3	42	6	2	Employés dans les établissements de bains.
"	1	"	72	1	3	80	31	8	Ouvriers d'usines, déchargement des navires.
"	"	12	51	1	2	66	38	11	Jardiniers, cultivateurs.
"	"	"	65	1	4	75	25	35	Dockers, employés dans divers établissements et casinos.
"	"	"	148	1	3	66	88	35	
"	"	"	39	1	"	48	27	20	Employés dans divers établissements (casinos, hôtels, postes).
"	"	"	101	23	27	180	62	"	"
"	"	"	27	16	5	22	20	"	"
"	"	2	62	16	10	143	11	"	"
"	"	"	128	15	30	238	70	"	"
"	"	"	28	4	8	36	12	"	"
"	"	"	50	7	8	70	20	"	"
3	4	198	4.958	247	320	5.876	2.530	"	"

QUARTIERS.	PORTS OU SYNDICATS.	DÉCOMPOSITION DU PERSONNEL DES BATEAUX DE PÊCHE.									QUALITÉS DES COMMANDANTS.				ÂGE DES MARINS PÊCHEURS (État-major et équipages).				NOMBRE de MARINS exerçant accessoirement une autre industrie.	INDUSTRIES EXERCÉES PAR LES MARINS en dehors de la pêche.	
		Capitaines ou patrons.	Seconds.	Officiers.	Matelots.	Novices.	Mousses.	Mécaniciens.	Chauffeurs.	Souffleurs.	Total.	Capitaines au long cours.	Capitaines au cabotage.	Marins titulaires d'autres brevets ou diplômes.	Patrons non brevetés.	Moins de 16 ans.	16 à 18 ans.	18 à 50 ans.			Plus de 50 ans.
RÉGION DE L'ALGÉRIE.																					
Bône.....	La Calle.....	23	"	"	30	4	3	"	"	"	60	"	"	4	19	3	4	34	19	14	Liégers, charretiers.
	Bône.....	105	"	"	100	5	3	6	10	"	229	"	"	32	73	3	5	175	46	32	Manœuvres, dockers, charretiers.
Philippeville....	Philippeville.....	130	"	"	236	12	9	58	18	"	463	"	"	91	39	9	12	372	70	150	Dockers.
	Collo.....	25	"	"	60	2	1	"	"	"	88	"	"	15	10	1	2	82	3	15	Journaliers, bouchonniers, liégers.
	Djidjelli.....	31	"	"	91	4	"	"	"	"	126	"	"	31	"	4	112	10	17	Dockers.	
	Bougie.....	28	"	"	101	1	"	1	6	"	137	"	"	5	23	"	1	106	30	"	"
Alger.....	Dellys.....	21	"	"	80	2	"	"	"	"	103	"	"	"	21	"	2	89	12	"	"
	Alger.....	133	"	"	212	12	20	12	24	"	413	"	"	6	127	20	12	336	45	"	"
	Castiglione.....	85	"	"	302	28	32	"	"	"	447	"	"	67	18	32	28	251	136	"	"
	Cherchell.....	31	"	"	120	3	2	6	12	"	174	"	"	1	30	"	2	3	117	52	"
Oran.....	Ténès.....	13	"	"	48	2	"	"	"	"	63	"	"	"	13	"	3	45	15	25	Manœuvres.
	Mostaganem.....	35	"	"	65	10	8	10	12	"	140	"	"	3	32	8	10	104	18	"	"
	Arzew.....	80	"	"	272	23	14	11	15	"	415	"	"	20	60	14	23	339	39	"	"
	Oran.....	229	"	"	587	65	28	18	24	"	951	"	"	18	211	28	65	738	120	200	Dockers, charbonniers.
	Nemours.....	63	"	"	278	7	3	"	"	"	351	"	"	3	60	3	7	311	30	"	"
TOTAUX de l'Algérie.....		1.032	"	"	2.582	180	123	122	121	"	4.160	"	1	294	737	123	181	3.211	645	"	"

RÉCAPITULATION.																				
Région de la mer du Nord et de la Manche.....	6.345	400	343	12.267	1.223	1.165	596	713	42	23.094	19	172	834	5.320	1.252	1.238	16.399	4.205	"	"
Région de l'Océan.....	12.392	198	46	27.515	2.578	2.695	350	600	70	46.414	10	81	2.209	10.092	2.698	2.563	31.537	9.646	"	"
Région de la Méditerranée.....	5.163	3	"	3.207	307	254	13	26	"	8.973	3	4	198	4.958	247	320	5.876	2.530	"	"
Région de l'Algérie.....	1.032	"	"	2.582	180	123	122	121	"	4.160	"	1	294	737	123	181	3.211	645	"	"
TOTAUX GÉNÉRAUX.....	24.932	601	389	45.571	4.288	4.237	1.081	1.460	112	82.671	32	258	3.535	21.107	4.320	4.302	57.023	17.026	"	"

IV

PRODUCTION.

QUANTITÉS ET VALEURS.

1° *Production de grande pêche:*

Terre-Neuve, Groenland et Islande (Rendement par port d'armement des bateaux pêcheurs et port de débarquement des produits de la pêche).

2° *Production générale de la pêche en bateau:*

Grande pêche, pêche au large, pêche côtière, pêche dans les étangs salés et la partie maritime des fleuves et rivières.

3° *Production générale de la pêche à pied et indication du nombre des pêcheurs y prenant part;*

4° *Ostréiculture, mytiliculture et autres coquillages, réservoirs à poissons et à crustacés:*

A. Ostréiculture :

a. Huîtres indigènes;

b. Huîtres portugaises.

B. Mytiliculture et autres coquillages.

C. Réservoirs à poissons et à crustacés

PORTS D'ARMEMENT
DES BATEAUX PÊCHEURS.

PORTS D'ARMEMENT
des
BATEAUX PÊCHEURS.

QUANTI-
TÉS
PÊCHÉES.
kilogr.

VALEUR
des
PRODUITS
pêchés.
francs.

TERRE-NEUVE.

Fécamp.....	5.569.404	10.030.580
Le Havre.....	1.802.050	3.050.271
Granville.....	2.052.820	5.318.678
Saint-Malo.....	8.657.429	19.770.966
Saint-Servan.....	3.228.520	8.663.546
La Rochelle.....	3.093.502	5.215.373
Bordeaux.....	3.422.887	13.816.377
Arcachon.....	797.790	1.577.040
TOTAUX.....	28.624.402	67.442.830

NOTA. — Ce tableau, ainsi que ceux afférents au Groenland et à l'Islande, indiquent les quantités et valeurs de la morue pêchée et débarquée soit en France, soit à Saint-Pierre-et-Miquelon. Les chiffres figurant aux totaux de ces tableaux sont donc supérieurs à ceux portés aux pages 28 et 29 (rubrique morue) représentant seulement la morue débarquée directement dans les ports français.

PORTS DE DÉBARQUEMENT DE LA PÊCHE.

FÉCAMP.

LE HAVRE.

GRANVILLE.

SAINT-MALO.

QUANTITÉS.

VALEUR.

QUANTITÉS.

VALEUR.

QUANTITÉS.

VALEUR.

QUANTITÉS.

VALEUR.

kilogr.

francs.

kilogr.

francs.

kilogr.

francs.

kilogr.

francs.

TERRE-NEUVE.

4.917.594	8.958.357	"	"	"	"	"	"	"	"
213.700	427.400	542.080	882.087	"	"	"	"	"	"
"	"	"	"	1.388.310	3.808.428	"	"	"	"
"	"	"	"	"	"	8.657.429	19.770.966	"	"
418.770	1.351.887	"	"	"	"	925.225	2.312.624	"	"
"	"	"	"	"	"	"	"	"	"
"	"	"	"	"	"	"	"	"	"
"	"	"	"	"	"	"	"	"	"
5.550.064	10.737.644	542.080	882.087	1.388.310	3.808.428	9.582.654	22.083.590		

PORTS D'ARMEMENT
DES BATEAUX PÊCHEURS.

PORTS D'ARMEMENT
des
BATEAUX PÊCHEURS.

TERRE-NEUVE. (Suite.)

Fécamp.....	5.569.404	10.030.580
Le Havre.....	1.802.050	3.050.271
Granville.....	2.052.820	5.318.678
Saint-Malo.....	8.657.429	19.770.966
Saint-Servan.....	3.228.520	8.663.516
La Rochelle.....	3.093.502	5.215.372
Bordeaux.....	3.422.887	13.816.377
Arcachon.....	797.790	1.577.040
TOTAUX.....	28.624.402	67.442.830

PORTS DE DÉBARQUEMENT DE LA PÊCHE. (Suite.)

QUANTI- TÉS PÊCHÉS.	VALEUR des PRODUITS pêchés.	SAINT-SERVAN.		LA ROCHELLE.		BORDEAUX.	
		QUANTITÉS.	VALEUR.	QUANTITÉS.	VALEUR.	QUANTITÉS.	VALEUR.
kilogr.	francs.	kilogr.	francs.	kilogr.	francs.	kilogr.	francs.
				651.810	1.072.223		
						1.046.270	1.740.784
				664.510	1.510.250		
		1.884.525	4.999.035				
				3.093.502	5.215.372		
						3.422.887	13.816.377
				797.790	1.577.040		
		1.884.525	4.999.035	5.207.612	9.374.885	4.469.157	15.557.161

TERRE-NEUVE. (Suite.)

Quantités : 28.624.402 kilogrammes. — Valeur : 67.442.830 francs.

PORTS D'ARMEMENT DES BATEAUX PÊCHEURS.		
PORTS D'ARMEMENT des BATEAUX PÊCHEURS.	QUANTI- TÉS PÊCHÉES.	VALEUR des PRODUITS pêchés.
	kilogr.	francs.
GROËNLAND.		
Fécamp.....	9.638.292	23.191.298
Le Havre.....	586.600	1.173.200
Paimpol.....	228.765	602.506
La Rochelle.....	4.669.347	7.909.202
Arcachon.....	680.047	1.350.778
TOTAUX.....	15.803.051	34.316.984

PORTS DE DÉBARQUEMENT DE LA PÊCHE.									
GRAVELINES.		FÉCAMP.		LA ROCHELLE.		BORDEAUX.		SAINT-PIERRE- ET-MIQUELON.	
QUANTITÉS.	VALEUR.	QUANTITÉS.	VALEUR.	QUANTITÉS.	VALEUR.	QUANTITÉS.	VALEUR.	QUANTITÉS.	VALEUR.
kilogr.	francs.	kilogr.	francs.	kilogr.	francs.	kilogr.	francs.	kilogr.	francs.
GROENLAND.									
"	"	4.958.604	12.333.511	3.755.685	8.878.881	636.207	1.221.019	287.796	757.887
"	"	586.600	1.173.200	"	"	"	"	"	"
228.765	692.506	"	"	"	"	"	"	"	"
"	"	"	"	4.669.347	7.909.202	"	"	"	"
"	"	"	"	680.047	1.350.778	"	"	"	"
228.765	692.506	5.545.204	13.506.711	9.105.079	18.138.861	636.207	1.221.019	287.796	757.887

Quantités : 15.803.051 kilogrammes. — Valeur : 34.316.984 francs.

PORTS D'ARMEMENT DES BATEAUX PÊCHEURS.		
PORTS D'ARMEMENT des BATEAUX PÊCHEURS.	QUANTI- TÉS PÊCHÉES.	VALEUR des PRODUITS pêchés.
	kilogr.	francs.
ISLANDE.		
Dunkerque.....	115.000	353.750
Gravelines.....	1.453.003	5.448.761
Fécamp.....	2.870.335	7.341.038
Paimpol.....	781.927	2.236.617
TOTAUX.....	5.220.265	15.380.166

PORTS DE DÉBARQUEMENT DE LA PÊCHE.							
DUNKERQUE.		GRAVELINES.		FÉCAMP.		BORDEAUX.	
QUANTITÉS.	VALEUR.	QUANTITÉS.	VALEUR.	QUANTITÉS.	VALEUR.	QUANTITÉS.	VALEUR.
kilogr.	francs.	kilogr.	francs.	kilogr.	francs.	kilogr.	francs.
ISLANDE.							
115.000	353.750	"	"	"	"	"	"
"	"	1.453.003	5.448.761	"	"	"	"
"	"	"	"	2.581.420	6.660.072	288.915	680.966
"	"	483.911	1.433.678	124.803	358.698	173.213	444.241
115.000	353.750	1.936.914	6.882.439	2.706.223	7.018.770	462.128	1.125.207

Quantités : 5.220.265 kilogrammes. — Valeur : 15.380.166 francs.

IV

PRODUCTION. (Suite.)

Production générale de la pêche en bateau.

(Quantités et valeurs des produits débarqués dans les ports français.)

DÉSIGNATION DES GENRES DE PÊCHE.	UNITÉS de QUANTITÉS.	DUNKERQUE.		GRAVELINES.		CALAIS.		
		QUANTITÉS.	VALEUR.	QUANTITÉS.	VALEUR.	QUANTITÉS.	VALEUR.	
			francs.		francs.		francs.	
RÉGION DE LA MER DU NORD ET DE LA MANCHE.								
Islande.....	Morue.....	Kilogr.	115 000	353.750	1.936.914	6.882.439	"	"
	Rogue.....	Idem.	"	"	"	"	"	"
Groeland.....	Huile.....	Litre.	3.700	11.450	54.300	203.625	"	"
	Morue.....	Kilogr.	"	"	228.765	692.506	"	"
Férécé et Dogger-Bank.	Rogue.....	Idem.	"	"	"	"	"	"
	Huile.....	Litre.	"	"	"	"	"	"
Terre-Neuve.....	Morue.....	Kilogr.	"	"	"	"	"	"
	Rogue.....	Idem.	"	"	"	"	"	"
Poissons divers de la côte occidentale d'Afrique... Cabillauds.....	Huile.....	Litre.	"	"	"	"	"	"
	Idem.....	Kilogr.	10.500	35.750	47.000	115.000	12.000	48.000
Merlus ou Colins.....	Idem.....	Idem.	"	"	"	"	"	"
Turbots.....	Idem.....	Idem.	3.600	55.300	49.500	520.000	2.000	24.000
Barbues.....	Idem.....	Idem.	2.350	31.350	27.636	290.000	500	6.000
Carrelets ou Plies.....	Idem.....	Idem.	152.200	545.300	157.928	465.000	71.000	284.000
Soles.....	Idem.....	Idem.	28.000	528.000	80.500	1.460.000	10.000	150.000
Congres.....	Idem.....	Idem.	"	"	"	"	600	2.400
Rais.....	Idem.....	Idem.	110.000	400.000	287.500	575.000	21.500	86.000
Mulets et Bars.....	Idem.....	Idem.	"	"	"	"	3.200	57.600
Harengs.....	salés.....	Idem.	"	"	"	"	"	"
	frais.....	Idem.	407.200	385.200	615.000	1.140.000	785.500	1.478.300
Maquereaux... Merlans.....	salés.....	Idem.	"	"	"	"	"	"
	frais.....	Idem.	2.900	29.000	36.000	180.000	3.200	19.200
Sardines.....	Idem.....	Idem.	56.800	167.650	142.750	340.000	46.000	184.000
Sprats.....	Idem.....	Idem.	"	"	"	"	"	"
Anechois.....	Idem.....	Idem.	450.500	848.250	"	"	11.000	16.000
Thons.....	Idem.....	Idem.	"	"	"	"	"	"
	blancs ou germans..... francs ou thons rouges.....	Idem. Idem.	" "	" "	" "	" "	" "	" "
Poissons divers.....	Kilogr.	65.000	235.500	189.923	285.606	27.000	108.000	
Crevettes.....	grises ou roses.....	Idem.	222.358	782.395	66.300	264.900	27.550	163.300
	salicoques dites bouquet.....	Idem.	"	"	"	"	"	"
Homards.....	Idem.....	Idem.	"	"	"	"	"	
Langoustes.....	Idem.....	Idem.	"	"	"	"	"	
Langoustes de Mauritanie dites langoustes vertes... Crabes pouparts ou tourteaux.....	Idem. Idem.	Idem. Idem.	" "	" "	" "	" "	" "	" "
Crustacés divers.....	Idem.....	Idem.	"	"	"	"	"	
Huitres plates.....	Mille.	"	"	"	"	"	"	
Huitres portugaises.....	Idem.....	Idem.	"	"	"	"	"	
Moules.....	Hectol.	"	"	"	"	"	"	
Coquilles de Saint-Jacques.....	Nombre.	"	"	"	"	"	"	
Pétoncles.....	Hectol.	"	"	"	"	"	"	
Mollusques divers.....	Idem.....	Idem.	"	"	"	"	"	
Oursins.....	Nombre.	"	"	"	"	"	"	
Violetes.....	Idem.....	Idem.	"	"	"	"	"	
Oiseaux de mer.....	Idem.....	Idem.	"	"	"	"	"	
Vers pour appâts.....	Kilogr.	"	"	"	"	"	"	
Corail.....	Idem.....	Idem.	"	"	"	"	"	
Lichen.....	Idem.....	Idem.	"	"	"	"	"	
Varech.....	M. cube.	"	"	"	"	"	"	
Coémon de soude.....	Idem.....	Idem.	"	"	"	"	"	
Pailleule.....	Idem.....	Idem.	"	"	"	"	"	
Sables coquilliers et amendements marins.....	Idem.....	Idem.	"	"	"	"	"	
VALEUR TOTALE des produits de la pêche en mer.....				4.408.895		13.414.076		2.628.800
Saumons.....	Kilogr.	"	"	"	"	"	"	"
Esturgeons.....	Idem.....	Idem.	"	"	"	"	"	"
Aloses.....	Idem.....	Idem.	"	"	"	"	"	"
Anguilles.....	Idem.....	Idem.	"	"	"	"	"	"
Mulets et Bars.....	Idem.....	Idem.	"	"	"	"	"	"
Éperlans.....	Idem.....	Idem.	"	"	"	"	"	"
Poissons divers.....	Idem.....	Idem.	"	"	"	"	"	"
Huitres.....	plates.....	Mille.	"	"	"	"	"	"
	portugaises.....	Idem.	"	"	"	"	"	"
Crustacés divers.....	Kilogr.	"	"	"	"	"	"	
Mollusques divers.....	Hectol.	"	"	"	"	"	"	
VALEUR TOTALE des produits de la pêche en étang et en rivière.....				"		"		"
VALEUR TOTALE des produits de la pêche en bateau.....				4.408.895		13.414.076		2.628.800

DÉSIGNATION DES GENRES DE PÊCHE.	UNITÉS de QUANTITÉS.	BOULOGNE-SUR-MER.		LE TRÉPORT.		DIEPPE.	
		QUANTITÉS.	VALEUR.	QUANTITÉS.	VALEUR.	QUANTITÉS.	VALEUR.
			francs.		francs.		francs.
RÉGION DE LA MER DU NORD ET DE LA MANCHE. (Suite.)							
Islande.....	Morue.....	Kilogr.	"	"	"	"	"
	Rogue.....	Idem.	"	"	"	"	"
	Huile.....	Litre.	"	"	"	"	"
Groënland.....	Morue.....	Kilogr.	"	"	"	"	"
	Rogue.....	Idem.	"	"	"	"	"
	Huile.....	Litre.	"	"	"	"	"
Féroë et Dogger-Bank.	Morue.....	Kilogr.	"	"	"	"	"
	Rogue.....	Idem.	"	"	"	"	"
	Huile.....	Litre.	"	"	"	"	"
Terre-Neuve..	Morue.....	Kilogr.	"	"	"	"	"
	Rogue.....	Idem.	"	"	"	"	"
	Huile.....	Litre.	"	"	"	"	"
Poissons divers de la côte occidentale d'Afrique....		Kilogr.	"	"	"	"	"
Cabillauds.....	Idem.		369.100	1.924.500	27.480	127.242	760.667
Merlus ou Colins.....	Idem.		1.332.339	13.750.713	"	"	"
Turbots.....	Idem.		251.100	4.232.200	8.760	158.993	432.818
Barbues.....	Idem.		98.300	1.385.210	8.410	144.444	372.170
Carrelets ou Plies.....	Idem.		319.600	1.674.500	36.280	197.915	422.091
Soles.....	Idem.		124.100	3.102.700	9.300	248.380	225.956
Congres.....	Idem.		148.100	814.700	8.480	50.582	955.780
Raies.....	Idem.		893.000	4.225.500	34.810	135.503	611.210
Mulets et Bars.....	Idem.		7.466	170.430	"	"	9.910
Harengs.....	salés.....	Idem.	2.853.021	6.141.466	"	"	"
	frais.....	Idem.	33.075.550	59.380.205	81.000	157.950	2.224.821
Maquereaux.....	salés.....	Idem.	"	"	"	"	"
	frais.....	Idem.	4.813.232	17.249.202	7.340	38.910	631.510
Merlans.....	Idem.		16.244.155	42.651.622	29.740	140.350	1.305.410
Sardines.....	Idem.		"	"	"	"	"
Sprats.....	Idem.		15.312	61.248	"	"	"
Anchois.....	Idem.		"	"	"	"	"
Thons.....	blancs ou germans.....	Idem.	"	"	"	"	"
	francs ou thons rouges.....	Idem.	46.507	122.119	"	"	"
Poissons divers.....		Kilogr.	3.538.303	15.314.873	32.230	182.581	1.282.927
Crevettes.....	grises ou roses.....	Idem.	21.372	90.065	17.340	129.774	5.700
	salicoques dites bouquet.....	Idem.	"	"	"	"	"
Homards.....	Idem.		7.346	136.264	2.530	83.630	2.717
Langoustes.....	Idem.		767	19.251	"	"	"
Langoustes de Mauritanie dites langoustes vertes...	Idem.		"	"	3.660	17.490	"
Crabes pouparts ou tourteaux.....	Idem.		21.426	45.714	"	"	8.750
Crustacés divers.....	Idem.		"	"	"	"	"
Huitres plates.....	Mille.		"	"	"	"	"
Huitres portugaises.....	Idem.		"	"	"	"	"
Moules.....	Hectol.		"	"	"	7.400	11.101
Coquilles de Saint-Jacques.....	Nombre.		1.667.600	1.440.320	"	775.750	510.875
Pétoncles.....	Hectol.		"	"	"	"	"
Mollusques divers.....	Idem.		"	"	"	"	"
Oursins.....	Nombre.		"	"	"	"	"
Violetes.....	Idem.		"	"	"	"	"
Oiseaux de mer.....	Idem.		"	"	"	"	"
Vers pour apprêts.....	Kilogr.		"	"	"	"	"
Corail.....	Idem.		"	"	"	"	"
Lichen.....	Idem.		"	"	"	"	"
Varech.....	M. cube.		"	"	"	"	"
Goémon de soude.....	Idem.		"	"	"	"	"
Pailleule.....	Idem.		"	"	"	"	"
Sables coquilliers et amendements marins.....	Idem.		"	"	"	"	"
VALEUR TOTALE des produits de la pêche en mer.....				173.932.802		1.813.744	53.696.305
Saumons.....	Kilogr.		"	"	"	"	"
Esturgeons.....	Idem.		"	"	"	"	"
Aloses.....	Idem.		"	"	"	"	"
Anguilles.....	Idem.		2.921	17.526	"	"	"
Mulets et Bars.....	Idem.		"	"	"	"	"
Eperlans.....	Idem.		"	"	"	"	"
Poissons divers.....	Idem.		"	"	"	"	"
Huitres.....	plates.....	Mille.	"	"	"	"	"
	portugaises.....	Idem.	"	"	"	"	"
Crustacés divers.....	Kilogr.		"	"	"	"	"
Mollusques divers.....	Hectol.		"	"	"	"	"
VALEUR TOTALE des produits de la pêche en étang et en rivière.....				17.526		"	"
VALEUR TOTALE des produits de la pêche en bateau.....				173.950.328		1.813.744	53.696.305

DÉSIGNATION DES GENRES DE PÊCHE.	UNITÉS de QUANTITÉS.	FÉCAMP.		LE HAVRE.		HONFLEUR.		
		QUANTITÉS.	VALEUR.	QUANTITÉS.	VALEUR.	QUANTITÉS.	VALEUR.	
			francs.		francs.		francs.	
RÉGION DE LA MER DU NORD ET DE LA MANCHE. (Suite.)								
Islande.....	Morue.....	Kilogr.	2.706.223	7.018.770	"	"	"	"
	Rogue.....	Idem.	9.920	10.110	"	"	"	"
	Huile.....	Litre.	44.300	157.782	"	"	"	"
Groenland....	Morue.....	Kilogr.	5.545.204	13.506.711	"	"	"	"
	Rogue.....	Idem.	5.200	5.200	"	"	"	"
	Huile.....	Litre.	238.231	551.515	"	"	"	"
Féroé et	Morue.....	Kilogr.	"	"	"	"	"	"
	Rogue.....	Idem.	"	"	"	"	"	"
Dogger-Bank.	Huile.....	Litre.	"	"	"	"	"	"
	Morue.....	Kilogr.	5.550.034	10.737.644	542.080	882.087	"	"
Terre-Neuve...	Rogue.....	Idem.	2.700	2.700	"	"	"	"
	Huile.....	Litre.	168.856	446.259	"	"	"	"
	Poissons divers de la côte occidentale d'Afrique...	Kilogr.	"	"	"	"	"	"
Cabillauds.....	Idem.	"	"	5.140	29.940	"	"	
Merlus ou Colins.....	Idem.	"	"	1.070	5.220	"	"	
Turbots.....	Idem.	"	"	18.000	361.800	1.690	20.280	
Barbues.....	Idem.	"	"	7.600	147.200	480	3.840	
Carrelets ou Plies.....	Idem.	"	"	111.600	505.000	15.400	81.000	
Soles.....	Idem.	"	"	17.200	524.400	10.910	34.620	
Congres.....	Idem.	2.400	9.600	5.400	30.600	"	"	
Raies.....	Idem.	5.600	16.800	109.000	629.000	16.200	64.800	
Mulets et Bars.....	Idem.	70	630	6.375	22.050	"	"	
Haréngs.....	salés.....	Idem.	3.206.660	6.498.574	"	"	"	"
	frais.....	Idem.	4.593.140	8.344.823	"	"	"	"
Maquereaux....	salés.....	Idem.	496.356	1.421.473	"	"	"	"
	frais.....	Idem.	458.472	2.150.280	33.000	102.000	2.000	10.000
Merlans.....	Idem.	"	"	3.850	16.250	11.300	47.800	
Sardines.....	Idem.	"	"	"	"	"	"	
Sprats.....	Idem.	"	"	1.100	1.100	230.000	390.000	
Anchois.....	Idem.	"	"	"	"	"	"	
Thons.....	blancs ou germous.....	Idem.	"	"	"	"	"	
	francs ou thons rouges.....	Idem.	"	"	"	"	"	
Poissons divers.....	Kilogr.	13.117	19.675	601.280	1.863.380	53.000	227.000	
Crevettes.....	grises ou roses.....	Idem.	"	60.115	484.690	17.800	103.700	
	salicoques dites bouquet.....	Idem.	"	5.050	63.000	"	"	
Homards.....	Idem.	55	550	3.040	57.090	"	"	
Langoustes.....	Idem.	"	"	"	"	"	"	
Langoustes de Mauritanie dites langoustes vertes...	Idem.	"	"	"	"	"	"	
Crabes pouparts ou tourteaux.....	Idem.	"	"	33.100	120.800	400	2.000	
Crustacés divers.....	Idem.	800	1.200	55.000	150.000	1.800	8.000	
Huitres plates.....	Mille.	"	"	68	51.450	"	"	
Huitres portugaises.....	Idem.	"	"	"	"	"	"	
Moules.....	Hectol.	"	"	"	"	45.000	675.000	
Coquilles de Saint-Jacques.....	Nombre.	52.690	36.875	431.800	301.560	"	"	
Pétoncles.....	Hectol.	"	"	"	"	"	"	
Mollusques divers.....	Idem.	18	900	"	"	"	"	
Oursins.....	Nombre.	"	"	"	"	"	"	
Violetes.....	Idem.	"	"	"	"	"	"	
Oiseaux de mer.....	Idem.	"	"	"	"	"	"	
Vers pour appâts.....	Kilogr.	"	"	"	"	"	"	
Corsail.....	Idem.	"	"	"	"	"	"	
Lichen.....	Idem.	"	"	"	"	"	"	
Varech.....	M. cube.	"	"	"	"	"	"	
Goémon de soude.....	Idem.	"	"	"	"	"	"	
Pailleule.....	Idem.	"	"	"	"	"	"	
Sables coquilliers et amendements marins.....	Idem.	"	"	"	"	"	"	
VALEUR TOTALE des produits de la pêche en mer.....			50.938.071		6.348.617		1.668.040	
Saumons.....	Kilogr.	"	"	"	"	"	"	
Esturgeons.....	Idem.	"	"	"	"	"	"	
Aloses.....	Idem.	"	"	"	"	"	"	
Anguilles.....	Idem.	"	"	"	"	"	"	
Mulets et Bars.....	Idem.	"	"	"	"	"	"	
Éperlans.....	Idem.	"	"	"	"	"	"	
Poissons divers.....	Idem.	"	"	"	"	"	"	
Huitres.....	plates.....	Mille.	"	"	"	"	"	
	portugaises.....	Idem.	"	"	"	"	"	
Crustacés divers.....	Kilogr.	"	"	"	"	"	"	
Mollusques divers.....	Hectol.	"	"	"	"	"	"	
VALEUR TOTALE des produits de la pêche en étang et en rivière.....			"		"		"	
VALEUR TOTALE des produits de la pêche en bateau.....			50.938.071		6.348.617		1.668.040	

DÉSIGNATION DES GENRES DE PÊCHE.	UNITÉS de QUANTITÉS.	PORT-EN-BESSIN.		GRANDCAMP-LES-BAINS.		SAINT-VAAST-LA-HOUGUE.	
		QUANTITÉS.	VALEUR.	QUANTITÉS.	VALEUR.	QUANTITÉS.	VALEUR.
			francs.		francs.		francs.
RÉGION DE LA MER DU NORD ET DE LA MANCHE. (Suite.)							
Islande.....	Morue.....	Kilogr.	"	"	"	"	"
	Rogue.....	Idem.	"	"	"	"	"
	Huile.....	Litre.	"	"	"	"	"
Groenland....	Morue.....	Kilogr.	"	"	"	"	"
	Rogue.....	Idem.	"	"	"	"	"
	Huile.....	Litre.	"	"	"	"	"
Féroë et Dogger-Bank.	Morue.....	Kilogr.	"	"	"	"	"
	Rogue.....	Idem.	"	"	"	"	"
	Huile.....	Litre.	"	"	"	"	"
Terre-Neuve..	Morue.....	Kilogr.	"	"	"	"	"
	Rogue.....	Idem.	"	"	"	"	"
	Huile.....	Litre.	"	"	"	"	"
Poissons divers de la côte occidentale d'Afrique...		Kilogr.	"	"	"	"	"
Cabillauds.....		Idem.	"	"	"	3.600	18.000
Merlus ou Colins.....		Idem.	"	"	"	11.650	58.250
Turbots.....		Idem.	37.968	430.180	11.600	197.800	1.090
Barbues.....		Idem.	38.675	436.750	3.750	64.000	1.520
Carrelets ou Plies.....		Idem.	420.000	1.827.300	48.000	346.500	96.800
Soles.....		Idem.	30.020	603.250	24.500	700.750	4.640
Congres.....		Idem.	"	"	5.800	27.300	43.700
Raies.....		Idem.	1.050.000	1.780.800	312.000	1.314.000	47.500
Mulets et Bars.....		Idem.	"	"	11.200	225.200	11.700
Harengs.....	salés.....	Idem.	"	"	"	"	"
	frais.....	Idem.	10.170	61.020	"	"	47.500
Maquereaux.....	salés.....	Idem.	"	"	"	"	"
	frais.....	Idem.	79.650	370.575	21.000	98.000	81.700
Merlans.....		Idem.	297.700	1.034.300	"	"	850
Sardines.....		Idem.	"	"	"	"	"
Sprats.....		Idem.	"	"	"	"	"
Anchois.....		Idem.	"	"	"	"	"
Thons.....	blancs ou germons.....	Idem.	"	"	"	"	"
	francs ou thons rouges.....	Idem.	"	"	"	"	"
Poissons divers.....		Kilogr.	1.072.500	1.072.500	89.435	451.175	316.000
Crevettes.....	grises ou roses.....	Idem.	"	"	500	5.500	4.220
	salicoques dites bouquet.....	Idem.	"	"	"	"	"
Homards.....		Idem.	7.500	150.000	3.200	58.000	4.910
Langoustes.....		Idem.	"	"	"	"	"
Langoustes de Mauritanie dites langoustes vertes.....		Idem.	"	"	"	"	"
Crabes pouparts ou tourteaux.....		Idem.	"	"	8.000	34.000	12.600
Crustacés divers.....		Idem.	"	"	"	"	"
Huitres plates.....		Mille.	"	"	"	"	"
Huitres portugaises.....		Idem.	"	"	"	"	"
Moules.....		Hectol.	"	"	230	18.000	"
Coquilles de Saint-Jacques.....		Nombre.	866.000	626.880	573.000	479.700	180.000
Pétoncles.....		Hectol.	"	"	"	"	"
Mollusques divers.....		Idem.	"	"	10.700	286.000	1.715
Oursins.....		Nombre.	"	"	"	"	"
Violet.....		Idem.	"	"	"	"	"
Oiseaux de mer.....		Idem.	"	"	"	"	"
Vers pour appâts.....		Kilogr.	"	"	"	"	"
Corail.....		Idem.	"	"	"	"	"
Lichen.....		Idem.	"	"	"	"	"
Varech.....		M. cubo.	"	"	"	"	"
Goémon de soude.....		Idem.	"	"	"	"	"
Pailleule.....		Idem.	"	"	"	"	"
Sables coquilliers et amendements marins.....		Idem.	"	"	3.600	41.600	1.650
VALEUR TOTALE des produits de la pêche en mer.....				8.393.555		4.347.525	3.294.640
Saumons.....		Kilogr.	"	"	"	"	250
Esturgeons.....		Idem.	"	"	"	"	"
Aloses.....		Idem.	"	"	"	"	"
Anguilles.....		Idem.	"	"	5.200	39.100	13.400
Mulets et Bars.....		Idem.	"	"	2.800	45.100	830
Éperlans.....		Idem.	"	"	"	"	"
Poissons divers.....		Idem.	"	"	12.100	68.100	7.900
Huitres.....	plates.....	Mille.	"	"	"	"	"
	portugaises.....	Idem.	"	"	"	"	"
Crustacés divers.....		Kilogr.	"	"	"	"	"
Mollusques divers.....		Hectol.	"	"	"	"	"
VALEUR TOTALE des produits de la pêche en étang et en rivière.....				"		152.300	108.510
VALEUR TOTALE des produits de la pêche en bateau.....				8.393.555		4.499.825	3.403.150

PÊCHE EN BATEAU. — 1930.

DÉSIGNATION DES GENRES DE PÊCHE.	UNITÉS de QUANTITÉS.	CHERBOURG.		GRANVILLE.		SAINT-MALO.	
		QUANTITÉS.	VALEUR.	QUANTITÉS.	VALEUR.	QUANTITÉS.	VALEUR.
			francs.		francs.		francs.
RÉGION DE LA MER DU NORD ET DE LA MANCHE. (Suite.)							
Islande	Morue.....	Kilogr.	"	"	"	"	"
	Rogue.....	Idem.	"	"	"	"	"
	Huile.....	Litre.	"	"	"	"	"
Groenland	Morue.....	Kilogr.	"	"	"	"	"
	Rogue.....	Idem.	"	"	"	"	"
	Huile.....	Litre.	"	"	"	"	"
Féroë et Dogger-Bank.	Morue.....	Kilogr.	"	"	"	"	"
	Rogue.....	Idem.	"	"	"	"	"
	Huile.....	Litre.	"	"	"	"	"
Terre-Neuve...	Morue.....	Kilogr.	"	1.388.310	3.808.428	9.582.654	22.083.590
	Rogue.....	Idem.	"	"	"	"	"
	Huile.....	Litre.	"	"	"	"	"
Poissons divers de la côte occidentale d'Afrique...		Kilogr.	"	29.870	74.675	"	"
Cabillauds.....		Idem.	23.640	118.200	"	"	"
Merlus ou Colins.....		Idem.	37.460	162.080	"	"	"
Turbots.....		Idem.	4.997	87.755	940	13.950	"
Barbues.....		Idem.	12.037	239.430	"	"	"
Carrelets ou Plies.....		Idem.	77.595	356.535	12.650	129.400	2.410
Soles.....		Idem.	12.150	325.340	11.900	314.200	1.690
Congres.....		Idem.	306.484	1.580.168	5.300	27.400	1.290
Raies.....		Idem.	462.680	2.217.210	47.500	273.800	"
Mulets et Bars.....		Idem.	10.347	174.440	22.050	337.250	1.480
Harengs.....	salés.....	Idem.	"	"	"	"	22.200
	frais.....	Idem.	2.800	28.000	1.550	9.000	"
Maquereaux.....	salés.....	Idem.	"	"	"	"	"
	frais.....	Idem.	15.833	94.998	"	"	"
Merlans.....		Idem.	223.120	784.810	14.700	146.400	19.150
Sardines.....		Idem.	"	"	2.170	15.200	"
Sprats.....		Idem.	"	"	"	"	"
Anchois.....		Idem.	"	"	"	"	"
Thons.....	blancs ou germans.....	Idem.	"	"	"	"	"
	francs ou thons rouges.....	Idem.	"	"	"	"	"
Poissons divers.....		Kilogr.	871.430	4.357.150	248.000	1.477.500	9.260
		Idem.	"	"	13.300	135.600	92.600
Crevettes.....	grises ou roses.....	Idem.	9.750	261.250	2.100	36.500	"
	salicoques dites bouquet.....	Idem.	24.940	621.000	4.900	128.500	1.910
Homards.....		Idem.	"	"	"	"	38.200
Langoustes.....		Idem.	"	"	"	"	"
Langoustes de Mauritanie dites langoustes vertes...		Idem.	"	"	"	"	"
Crabes pounarts ou tourteaux.....		Idem.	27.595	128.765	120.250	130.750	"
Crustacés divers.....		Idem.	26.550	133.320	"	"	"
Huitres plates.....		Mille.	"	"	"	"	"
Huitres portugaises.....		Idem.	"	"	"	"	"
Moules.....		Hectol.	"	"	"	220	8.800
Coquilles de Saint-Jacques.....		Nombre.	"	"	"	"	"
Pétoncles.....		Hectol.	"	"	"	"	"
Mollusques divers.....		Idem.	272	30.200	150	18.750	"
Oursins.....		Nombre.	"	"	"	"	"
Violetes.....		Idem.	"	"	"	"	"
Oiseaux de mer.....		Idem.	"	"	"	"	"
Vers pour appâts.....		Kilogr.	"	"	"	"	"
Corail.....		Idem.	"	"	"	"	"
Lichen.....		Idem.	8.000	20.000	"	"	"
Varech.....		M. cube.	"	"	100	12.000	110
Goémon de soude.....		Idem.	"	"	"	"	420
Pailleule.....		Idem.	"	"	1.850	407.000	"
Sables coquilliers et amendements marins.....		Idem.	"	"	"	"	"
VALEUR TOTALE des produits de la pêche en mer.....				11.720.651	7.496.303		22.405.290
Saumons.....		Kilogr.	20	200	2.910	133.560	"
Esturgeons.....		Idem.	"	"	"	"	"
Aloses.....		Idem.	"	"	100	700	"
Anguilles.....		Idem.	"	"	2.300	19.500	"
Mulets et Bars.....		Idem.	"	"	"	"	"
Éperlans.....		Idem.	"	"	"	"	"
Poissons divers.....		Idem.	"	"	"	"	"
Huitres.....	plates.....	Mille.	"	"	"	"	"
	portugaises.....	Idem.	"	"	"	"	"
Crustacés divers.....		Kilogr.	"	"	"	"	"
Mollusques divers.....		Hectol.	"	"	"	"	"
VALEUR TOTALE des produits de la pêche en étang et en rivière.....				200	153.760		"
VALEUR TOTALE des produits de la pêche en bateau.....				11.720.851	7.650.063		22.405.290

PÊCHE EN BATEAU. — 1930.

DÉSIGNATION DES GENRES DE PÊCHE.	UNITÉS de QUANTITÉS.	SAINT-SERVAN.		AUTRES PORTS.		TOTAUX DE LA RÉGION DE LA MER DU NORD ET DE LA MANCHE.		
		QUANTITÉS.	VALEUR. francs.	QUANTITÉS.	VALEUR. francs.	QUANTITÉS.	VALEUR. francs.	
RÉGION DE LA MER DU NORD ET DE LA MANCHE. (Suite et fin.)								
Islande.....	Merue.....	Kilogr.	"	"	"	"	4.758.137	14.254.959
	Rogue.....	Idem.	"	"	"	"	9.920	10.110
	Huile.....	Litre.	"	"	"	"	102.300	372.857
Groenland.....	Morue.....	Kilogr.	"	"	"	"	5.773.969	14.199.217
	Rogue.....	Idem.	"	"	"	"	5.200	5.200
	Huile.....	Litre.	"	"	"	"	238.231	551.515
Fécœ et Dogger-Bank.	Morue.....	Kilogr.	"	"	"	"	"	"
	Rogue.....	Idem.	"	"	"	"	"	"
	Huile.....	Litre.	"	"	"	"	"	"
Terre-Neuve...	Morue.....	Kilogr.	1.884.525	4.999.035	"	"	18.947.633	42.510.784
	Rogue.....	Idem.	"	"	"	"	2.700	2.700
	Huile.....	Litre.	"	"	"	"	198.726	520.934
Poissons divers de la côte occidentale d'Afrique...		Kilogr.	"	"	"	"	"	"
Cabillauds.....		Idem.	"	"	6.625	41.700	1.256.752	5.806.480
Merlus ou Colins.....		Idem.	"	"	29.618	163.458	1.412.137	14.139.721
Turbots.....		Idem.	"	"	89.554	1.368.573	913.617	15.135.405
Barbus.....		Idem.	"	"	36.262	567.723	609.690	9.131.947
Carrelets ou Plies.....		Idem.	480	6.390	567.291	2.867.537	2.511.325	12.156.092
Soles.....		Idem.	280	5.340	154.477	3.144.690	745.623	17.165.080
Congres.....		Idem.	625	5.000	373.799	1.589.877	1.857.758	9.440.477
Raies.....		Idem.	375	3.000	884.007	4.001.677	4.892.882	18.191.790
Mulets et Bars.....		Idem.	3.285	60.940	105.711	1.294.898	192.824	2.777.498
Harengs.....	salés.....	Idem.	"	"	"	"	6.059.681	12.640.040
	frais.....	Idem.	"	"	198.015	407.172	42.042.246	75.600.694
Maquereaux.....	salés.....	Idem.	"	"	"	"	496.356	1.421.473
	frais.....	Idem.	3.685	27.110	400.032	2.377.195	6.653.404	27.012.670
Merlans.....		Idem.	"	"	186.327	1.000.419	18.550.172	52.387.441
Sardines.....		Idem.	"	"	127.535	940.350	127.535	940.350
Sprats.....		Idem.	"	"	2.300	10.800	710.212	1.327.398
Anchois.....		Idem.	"	"	"	"	"	"
Thons.....	blancs ou germons.....	Idem.	"	"	"	"	"	"
	francs ou thons rouges.....	Idem.	"	"	"	"	46.507	122.119
Poissons divers.....		Kilogr.	3.500	28.000	1.125.411	4.829.699	9.541.916	38.237.547
	grises ou roses.....	Idem.	"	"	237.618	1.682.049	694.173	3.942.553
Crevettes.....	salicoques dites bouquet.....	Idem.	"	"	13.437	235.260	30.337	596.010
Homards.....		Idem.	18.253	365.060	201.453	3.711.748	282.784	5.500.449
Langoustes.....		Idem.	15.080	452.000	216.496	4.798.977	232.343	5.270.228
Langoustes de Mauritanie dites langoustes vertes.....		Idem.	"	"	"	"	"	"
Crabes pouparts ou tourteaux.....		Idem.	51.500	311.700	143.420	475.910	427.041	1.339.939
Crustacés divers.....		Idem.	72.500	294.200	227.630	599.426	387.940	1.203.636
Huitres plates.....		Mille.	"	"	54	38.188	122	89.638
Huitres portugaises.....		Idem.	"	"	"	"	"	"
Moules.....		Hectol.	"	"	40.995	654.265	93.845	1.367.106
Coquilles de Saint-Jacques.....		Nombre.	"	"	899.870	656.070	5.446.710	4.236.280
Pétoncles.....		Hectol.	"	"	680	17.000	680	17.000
Mollusques divers.....		Idem.	"	"	17.236	382.270	30.091	794.220
Oursins.....		Nombre.	"	"	764.000	76.880	764.000	76.880
Violetes.....		Idem.	"	"	"	"	"	"
Oiseaux de mer.....		Idem.	"	"	"	"	"	"
Vers pour appâts.....		Kilogr.	600	1.900	17.037	90.652	17.637	92.552
Corail.....		Idem.	"	"	"	"	"	"
Lichen.....		Idem.	"	"	242.800	270.290	250.800	290.290
Varech.....		M. cube.	"	"	144.755	1.164.200	114.965	1.177.300
Goémon de soude.....		Idem.	"	"	411.401	11.387.275	411.821	11.391.475
Pailleule.....		Idem.	"	"	6.400	922.080	8.250	1.329.080
Sables coquilliers et amendements marins.....		Idem.	"	"	56.520	1.118.065	61.770	1.176.165
VALEUR TOTALE des produits de la pêche en mer.....				6.559.675		52.886.970		425.953.959
Saumons.....		Kilogr.	"	"	2.652	102.410	5.832	239.920
Esturgeons.....		Idem.	"	"	330	5.000	330	5.000
Aloses.....		Idem.	"	"	"	"	100	700
Anguilles.....		Idem.	"	"	8.930	71.180	32.751	206.906
Mulets et Bars.....		Idem.	"	"	18.745	230.560	22.375	285.620
Éperlans.....		Idem.	"	"	23.285	158.110	23.285	158.110
Poissons divers.....		Idem.	"	"	45.910	270.925	65.910	374.225
Huitres.....	plates.....	Mille.	"	"	3	2.263	3	2.263
	portugaises.....	Idem.	"	"	"	"	"	"
Crustacés divers.....		Kilogr.	"	"	2.900	21.150	2.900	21.150
Mollusques divers.....		Hectol.	"	"	5.450	54.950	5.450	54.950
VALEUR TOTALE des produits de la pêche en étang et en rivière.....						916.548		1.348.844
VALEUR TOTALE des produits de la pêche en bateau.....				6.559.675		53.803.518		427.302.803

DÉSIGNATION DES GENRES DE PÊCHE.	UNITÉS de QUANTITÉ.	CAMARET.		DOUARNENEZ.		AUDIERNE.		PENMARCH.	
		QUANTITÉS.	VALEUR.	QUANTITÉS.	VALEUR.	QUANTITÉS.	VALEUR.	QUANTITÉS.	VALEUR.
			francs.		francs.		francs.		francs.
RÉGION DE L'Océan.									
Islande.....	Morue.....	Kilogr.	"	"	"	"	"	"	"
	Rogue.....	Idem.	"	"	"	"	"	"	"
Groenland....	Morue.....	Kilogr.	"	"	"	"	"	"	"
	Rogue.....	Idem.	"	"	"	"	"	"	"
Féroë et Dogger-Bank.	Morue.....	Kilogr.	"	"	"	"	"	"	"
	Rogue.....	Idem.	"	"	"	"	"	"	"
Terre-Neuve...	Morue.....	Kilogr.	"	"	"	"	"	"	"
	Rogue.....	Idem.	"	"	"	"	"	"	"
Poissons divers de la côte occidentale d'Afrique...	Morue.....	Kilogr.	"	"	"	"	"	"	"
	Rogue.....	Idem.	"	"	"	"	"	"	"
Cabillauds.....	Idem.	"	"	"	"	"	"	"	
Merlus ou Colins.....	Idem.	"	"	"	"	"	"	"	
Turbots.....	Idem.	100	1.800	3.750	26.250	"	"	"	"
Barbus.....	Idem.	"	"	"	"	"	"	"	"
Carrelets ou Plies.....	Idem.	"	"	1.785	7.140	"	"	3.620	14.480
Soles.....	Idem.	"	"	1.370	27.400	"	"	3.860	72.520
Congres.....	Idem.	1.950	8.300	3.265	9.795	8.750	33.612	25.820	113.750
Raies.....	Idem.	8.500	28.000	199.650	399.300	16.950	56.425	200.200	669.050
Mulets et Bars.....	Idem.	1.000	20.000	4.550	39.400	3.796	50.747	950	13.000
Harengs.....	salés.....	Idem.	"	"	"	"	"	"	"
	frais.....	Idem.	"	225	1.125	"	"	15.200	41.800
Maquereaux....	salés.....	Idem.	"	"	"	"	"	"	"
	frais.....	Idem.	2.500	12.300	2.900.400	9.962.860	87.300	284.580	309.400
Merlans.....	Idem.	3.800	21.750	3.065	12.260	9.400	49.400	"	"
Sardines.....	Idem.	149.762	537.717	3.338.582	10.897.875	1.472.786	5.224.743	2.075.203	8.242.586
Sprats.....	Idem.	"	"	104.000	260.100	"	"	"	"
Anchois.....	Idem.	"	"	"	"	"	"	300.000	450.000
Thons.....	blancs ou germons.....	Idem.	"	344.850	2.518.664	5.900	41.300	"	"
	francs ou thons rouges.....	Idem.	"	"	"	"	"	"	"
Poissons divers.....	Kilogr.	22.500	117.500	125.495	502.815	49.500	201.875	74.700	300.625
Crevettes.....	grises ou roses.....	Idem.	200	4.000	798	15.960	"	"	"
	salicoques dites bouquet.....	Idem.	100	3.500	"	"	"	4.515	158.025
Homards.....	Idem.	90.855	2.053.097	3.675	70.000	68.830	1.283.050	14.370	257.824
Langoustes.....	Idem.	490.750	12.589.515	24.575	561.295	141.650	3.154.600	6.345	164.096
Langoustes de Mauritanie dites langoustes vertes...	Idem.	14.200	248.500	176.500	2.740.750	"	"	"	"
Crabes pouparts ou tourteaux.....	Idem.	112.500	198.750	2.285	6.855	199.460	199.017	318.700	623.650
Crustacés divers.....	Idem.	130.000	163.500	2.775	5.550	"	"	162.900	612.400
Huitres plates.....	Mille.	"	"	"	"	"	"	"	"
Huitres portugaises.....	Idem.	"	"	"	"	"	"	"	"
Moules.....	Hectol.	"	"	"	"	"	"	"	"
Coquilles de Saint-Jacques.....	Nombre.	"	"	"	"	"	"	"	"
Pétoncles.....	Hectol.	"	"	"	"	"	"	"	"
Mollusques divers.....	Idem.	"	"	"	"	"	"	"	"
Oursins.....	Nombre	"	"	"	"	"	"	"	"
Violetes.....	Idem.	"	"	"	"	"	"	"	"
Oiseaux de mer.....	Idem.	"	"	"	"	"	"	"	"
Vers pour apprêts.....	Kilogr.	"	"	"	"	"	"	"	"
Corail.....	Idem.	"	"	"	"	"	"	"	"
Lichen.....	Idem.	"	"	"	"	"	"	"	"
Varech.....	M. cube.	"	"	"	"	"	"	"	"
Goémon de soude.....	Idem.	"	"	"	"	3.580	35.800	"	"
Pailleule.....	Idem.	"	"	"	"	3.950	35.500	"	"
Sables coquilliers et amendements marins.....	Idem.	"	"	"	"	11.050	6 6.300	"	"
VALEUR TOTALE des produits de la pêche en mer.....			16.008.229		28.068.394		10.716.949		13.146.606
Saumons.....	Kilogr.	"	"	"	"	"	"	"	"
Esturgeons.....	Idem.	"	"	"	"	"	"	"	"
Aloses.....	Idem.	"	"	"	"	"	"	"	"
Anguilles.....	Idem.	"	"	"	"	"	"	"	"
Mulets et Bars.....	Idem.	"	"	"	"	"	"	"	"
Éperlans.....	Idem.	"	"	"	"	"	"	"	"
Poissons divers.....	Idem.	"	"	"	"	"	"	"	"
Huitres.....	plates.....	Mille.	"	"	"	"	"	"	"
	portugaises.....	Idem.	"	"	"	"	"	"	"
Crustacés divers.....	Kilogr.	"	"	"	"	"	"	"	
Mollusques divers.....	Hectol.	"	"	"	"	"	"	"	
VALEUR TOTALS des produits de la pêche en étang et en rivières.....			"		"		"		"
VALEUR TOTALE des produits de la pêche en bateau.....			16.008.229		28.068.394		10.716.949		13.146.606

DÉSIGNATION DES GENRES DE PÊCHE.	UNITÉS de QUANTITÉ.	LE GUILVINEC.		CONCARNEAU.		LORIENT.	
		QUANTITÉS.	VALEUR.	QUANTITÉS.	VALEUR.	QUANTITÉS.	VALEUR.
			francs.		francs.		francs.
RÉGION DE L'Océan. (Suite.)							
Islande.....	{ Morue.....	Kilogr.	"	"	"	"	"
	{ Rogue.....	Idem.	"	"	"	"	"
	{ Huile.....	Litre.	"	"	"	"	"
Groenland.....	{ Morue.....	Kilogr.	"	"	"	"	"
	{ Rogue.....	Idem.	"	"	"	"	"
	{ Huile.....	Litre.	"	"	"	"	"
Féroë et Dogger-Bank.	{ Morue.....	Kilogr.	"	"	"	"	"
	{ Rogue.....	Idem.	"	"	"	"	"
	{ Huile.....	Litre.	"	"	"	"	"
Terre-Neuve.....	{ Morue.....	Kilogr.	"	"	"	"	"
	{ Rogue.....	Idem.	"	"	"	"	"
	{ Huile.....	Litre.	"	"	"	"	"
Poissons divers de la côte occidentale d'Afrique.....		Kilogr.	"	"	"	"	"
Cabillauds.....		Idem.	"	"	"	2,335	7,905
Merlus ou Colins.....		Idem.	"	"	"	2,885,336	16,155,594
Turbots.....		Idem.	1,650	19,800	909	15,212	115,718
Barbues.....		Idem.	"	"	548	7,392	"
Carrelets ou Plies.....		Idem.	"	"	6,229	42,765	280,180
Soles.....		Idem.	2,620	46,120	3,298	71,992	748,798
Congres.....		Idem.	20,100	86,831	36,192	195,809	765,787
Raies.....		Idem.	296,550	944,950	17,817	69,688	9,470,208
Mulets et Bars.....		Idem.	120	1,440	5,123	85,070	45,703
Harengs.....	{ salés.....	Idem.	"	"	"	"	"
	{ frais.....	Idem.	11,500	28,750	5,400	15,346	25,748
Maquereaux.....	{ salés.....	Idem.	"	"	"	"	"
	{ frais.....	Idem.	418,550	1,497,650	40,723	152,999	99,785
Merlans.....		Idem.	"	"	26,068	103,159	324,499
Sardines.....		Idem.	275,070	1,096,737	769,417	3,302,021	50,653
Sprats.....		Idem.	"	"	"	"	25
Anchois.....		Idem.	"	"	"	"	"
Thons.....	{ blancs ou germans.....	Idem.	3,650	22,612	3,617,925	31,502,278	71,569
	{ francs ou thons rouges.....	Idem.	"	"	"	"	500,083
Poissons divers.....		Kilogr.	67,800	225,150	68,697	355,944	12,649,305
		Idem.	"	"	6,084	162,006	5,350
Crevettes.....	{ grises ou roses.....	Idem.	1,910	55,300	652	26,800	"
	{ salicoques dites bouquet.....	Idem.	10,900	211,300	28,753	550,164	30,797
Homards.....		Idem.	52,000	1,329,600	7,219	147,301	83,275
Langoustes.....		Idem.	"	"	"	"	"
Langoustes de Mauritanie dites langoustes vertes.....		Idem.	"	"	"	"	"
Crabes pouparts ou tourteaux.....		Idem.	26,500	42,200	28,699	27,406	54,435
Crustacés divers.....		Idem.	572,800	2,225,000	140,022	618,789	315,858
Huitres plates.....		Mille.	"	"	"	"	"
Huitres portugaises.....		Idem.	"	"	"	"	"
Moules.....		Hectol.	"	"	214	36,645	89
Coquilles de Saint-Jacques.....		Nombre.	"	"	18,950	18,950	5,086
Pétoncles.....		Hectol.	"	"	"	"	"
Mollusques divers.....		Idem.	"	"	225	60,908	19
Oursins.....		Nombre	"	"	"	"	"
Violetes.....		Idem.	"	"	"	"	"
Oiseaux de mer.....		Idem.	"	"	"	"	"
Vers pour appâts.....		Kilogr.	"	"	"	"	"
Corail.....		Idem.	"	"	"	"	"
Lichen.....		Idem.	"	"	"	"	"
Varech.....		M. cube.	"	"	"	"	"
Goémon de soude.....		Idem.	"	"	"	"	"
Pailleule.....		Idem.	"	"	"	"	"
Sables coquilliers et aménagements marins.....		Idem.	"	"	10,451	250,824	"
VALEUR TOTALE des produits de la pêche en mer.....				7,833,640		37,819,168	
Saumons.....		Kilogr.	"	"	101	3,388	255
Esturgeons.....		Idem.	"	"	"	"	514
Aloses.....		Idem.	"	"	"	"	"
Anguilles.....		Idem.	"	"	1,056	4,048	1,134
Mulets et Bars.....		Idem.	"	"	1,641	14,382	221
Éperlans.....		Idem.	"	"	"	"	13,065
Poissons divers.....		Idem.	"	"	2,375	10,167	"
Huitres.....	{ plates.....	Mille.	"	"	"	"	"
	{ portugaises.....	Idem.	"	"	"	"	"
Crustacés divers.....		Kilogr.	"	"	"	"	4
Mollusques divers.....		Hectol.	"	"	"	"	"
VALEUR TOTALE des produits de la pêche en étang et en rivière.....				"		31,985	
VALEUR TOTALE des produits de la pêche en bateau.....				7,833,640		37,851,453	

DÉSIGNATION DES GENRES DE PÊCHE.	UNITÉS de QUANTITÉ.	PORT-LOUIS.		ÉTEL.		QUIBERON.	
		QUANTITÉS.	VALEUR. francs.	QUANTITÉS.	VALEUR. francs.	QUANTITÉS.	VALEUR. francs.
RÉGION DE L'OcéAN. (Suite.)							
Islande.....	Morue.....	Kilogr.	"	"	"	"	"
	Rogue.....	Idem.	"	"	"	"	"
	Huile.....	Litre.	"	"	"	"	"
Groenland....	Morue.....	Kilogr.	"	"	"	"	"
	Rogue.....	Idem.	"	"	"	"	"
	Huile.....	Litre.	"	"	"	"	"
Feroë et Dogger-Bank.	Morue.....	Kilogr.	"	"	"	"	"
	Rogue.....	Idem.	"	"	"	"	"
	Huile.....	Litre.	"	"	"	"	"
Terre-Neuve..	Morue.....	Kilogr.	"	"	"	"	"
	Rogue.....	Idem.	"	"	"	"	"
	Huile.....	Litre.	"	"	"	"	"
Poissons divers de la côte occidentale d'Afrique...		Kilogr.	"	"	"	"	"
Cabillauds.....		Idem.	"	"	"	"	"
Merlus ou Colins.....		Idem.	"	"	"	"	"
Turbots.....		Idem.	"	"	"	"	"
Barbues.....		Idem.	"	"	"	"	"
Carrelets ou Plies.....		Idem.	790	6.020	2.510	7.574	"
Soles.....		Idem.	695	11.615	3.600	88.260	2.560 61.725
Congres.....		Idem.	250	1.840	1.825	9.996	8.820 27.754
Raies.....		Idem.	1.630	8.800	1.995	6.262	3.915 9.070
Mulets et Bars.....		Idem.	280	2.800	2.425	32.525	8.795 89.810
Harengs.....	salés.....	Idem.	"	"	"	"	"
	frais.....	Idem.	"	"	"	"	"
Maquereaux....	salés.....	Idem.	"	"	"	"	"
	frais.....	Idem.	12.000	62.400	215	857	85.590 457.395
Merlans.....		Idem.	4.530	28.340	1.390	4.579	20.505 100.902
Sardines.....		Idem.	430.142	1.581.432	109.890	345.323	2.502.330 9.355.176
Sprats.....		Idem.	"	"	"	"	"
Anchois.....		Idem.	"	"	"	"	"
Thons.....	blancs ou germons.....	Idem.	133.088	978.902	149.755	923.265	"
	francs ou thons rouges.....	Idem.	"	"	"	"	"
Poissons divers.....		Kilogr.	1.870	11.030	6.230	18.840	26.165 49.574
	Idem.....	Idem.	"	"	"	"	"
Crevettes.....	grises ou roses.....	Idem.	300	6.600	"	"	"
	salicoques dites bouquet.....	Idem.	440	5.550	245	4.805	18.525 372.270
Homards.....		Idem.	"	"	"	"	22.440 557.070
Langoustes.....		Idem.	"	"	"	"	"
Langoustes de Mauritanie dites langoustes vertes..		Idem.	"	"	"	"	342.610 609.611
Crabes pouparts ou tourteaux.....		Idem.	435	1.245	"	"	"
Crustacés divers.....		Idem.	1.040	5.730	1.595	1.871	"
Huitres plates.....		Mille.	"	"	"	"	"
Huitres portugaises.....		Idem.	"	"	"	"	"
Moules.....		Hectol.	"	"	243	243	30.190 39.190
Coquilles de Saint-Jacques.....		Nombre.	"	"	"	"	"
Pétoncles.....		Hectol.	"	"	"	"	"
Mollusques divers.....		Idem.	"	"	15	1.875	"
Oursins.....		Nombre.	"	"	"	"	"
Violet.....		Idem.	"	"	"	"	"
Oiseaux de mer.....		Idem.	"	"	"	"	"
Vers pour appâts.....		Kilogr.	"	"	"	"	"
Corail.....		Idem.	"	"	"	"	"
Lichen.....		Idem.	"	"	"	"	"
Varech.....		M. cube.	"	"	"	"	"
Goémon de soude.....		Idem.	"	"	"	"	"
Pailleule.....		Idem.	"	"	"	"	"
Sables coquilliers et amendements marins.....		Idem.	"	"	"	"	"
VALEUR TOTALE des produits de la pêche en mer.....				2.715.304		1.446.275	11.729.547
Saumons.....		Kilogr.	"	"	"	"	"
Esturgeons.....		Idem.	"	"	"	"	"
Aloses.....		Idem.	"	"	"	"	"
Anguilles.....		Idem.	"	"	"	"	"
Mulets et Bars.....		Idem.	"	"	150	1.950	"
Éperlans.....		Idem.	"	"	"	"	"
Poissons divers.....		Idem.	"	"	220	880	"
Huitres.....	plates.....	Mille.	"	"	"	"	"
	portugaises.....	Idem.	"	"	"	"	"
Crustacés divers.....		Kilogr.	"	"	"	"	"
Mollusques divers.....		Hectol.	"	"	2	148	"
VALEUR TOTALE des produits de la pêche en étang et en rivière.....				"		2.978	"
VALEUR TOTALE des produits de la pêche en bateau.....				2.715.304		1.449.253	11.729.547

DÉSIGNATION DES GENRES DE PÊCHE.	UNITÉS de QUANTITÉ.	LA TURBALLE.		LE CROISIC.		NOIRMOUTIER.	
		QUANTITÉS.	VALEUR.	QUANTITÉS.	VALEUR.	QUANTITÉS.	VALEUR.
			francs.		francs.		francs.
RÉGION DE L'OcéAN. (Suite.)							
Islande.....	Morue.....	Kilogr.	"	"	"	"	"
	Rogue.....	Idem.	"	"	"	"	"
	Huile.....	Litre.	"	"	"	"	"
Grœnland.....	Morue.....	Kilogr.	"	"	"	"	"
	Rogue.....	Idem.	"	"	"	"	"
	Huile.....	Litre.	"	"	"	"	"
Feroë et Dogger-Bank.	Morue.....	Kilogr.	"	"	"	"	"
	Rogue.....	Idem.	"	"	"	"	"
	Huile.....	Litre.	"	"	"	"	"
Terre-Neuve.....	Morue.....	Kilogr.	"	"	"	"	"
	Rogue.....	Idem.	"	"	"	"	"
	Huile.....	Litre.	"	"	"	"	"
Poissons divers de la côte occidentale d'Afrique ..		Kilogr.	"	"	"	"	"
Cabillauds.....		Idem.	"	"	"	"	"
Merlus ou Colins.....		Idem.	"	"	"	"	"
Turbots.....		Idem.	"	"	"	"	"
Barbines.....		Idem.	"	"	"	"	"
Carrelets ou Plies.....		Idem.	8.715	55.976	7.400	51.750	3.700
Soles.....		Idem.	14.432	387.936	13.600	365.800	2.650
Congres.....		Idem.	"	"	5.400	18.900	7.200
Baies.....		Idem.	30.595	128.790	22.600	71.400	4.700
Mulets et Bars.....		Idem.	"	"	6.700	96.000	4.400
Harengs.....	salés.....	Idem.	"	"	"	"	"
	frais.....	Idem.	"	12.000	36.000	"	"
Maquereaux.....	salés.....	Idem.	"	"	"	"	"
	frais.....	Idem.	13.798	84.546	69.200	519.400	5.090
Merlans.....		Idem.	35.550	78.760	40.000	143.000	2.390
Sardines.....		Idem.	1.370.672	4.322.626	543.100	2.252.850	558.800
Sprats.....		Idem.	"	"	"	"	"
Anchois.....		Idem.	"	"	"	"	"
Thons.....	blancs ou germans.....	Idem.	"	"	"	"	"
	francs ou thons rouges.....	Idem.	"	"	"	"	"
Poissons divers.....		Kilogr.	22.264	45.268	103.400	310.200	27.000
	grises ou roses.....	Idem.	12.596	68.969	"	"	1.050
Crevettes.....	sablonneuses dites bouquet.....	Idem.	7.695	115.660	4.800	96.000	620
Homards.....		Idem.	"	"	22.180	400.600	53.500
Langoustes.....		Idem.	"	"	7.880	168.920	10.800
Langoustes de Mauritanie dites langoustes vertes...		Idem.	"	"	"	"	"
Crabes pounparts ou tourteaux.....		Idem.	"	"	140 000	198.000	118.000
Crustacés divers.....		Idem.	15.031	30.062	25.000	25.000	42.500
Huitres.....		Mille.	"	"	"	"	"
Huitres portugaises.....		Idem.	"	"	"	"	"
Moules.....		Hectol.	"	"	"	3.970	110.250
Coquilles de Saint-Jacques.....		Nombre.	10.842	9.381	15.000	11.250	"
Pétoncles.....		Hectol.	"	"	"	"	"
Mollusques divers.....		Idem.	"	"	"	900	85.000
Oursins.....		N ^o bre.	"	"	"	"	"
Violettes.....		Idem.	"	"	"	"	"
Oiseaux de mer.....		Idem.	"	"	"	"	"
Vers pour apprêts.....		Kilogr.	"	"	"	"	"
Corail.....		Idem.	"	"	"	"	"
Lichen.....		Idem.	"	"	"	"	"
Varech.....		M. cube.	"	"	"	"	"
Goémon de soude.....		Idem.	"	"	"	"	"
Pailleule.....		Idem.	"	"	"	"	"
Sables coquilliers et amendements marins.....		Idem.	"	"	"	"	"
VALEUR TOTALE des produits de la pêche en mer.....				5.327.974		4.765.070	3.840.647
Saumons.....		Kilogr.	"	"	"	"	"
Esturgeons.....		Idem.	"	"	"	"	"
Aloses.....		Idem.	"	"	"	"	"
Anguilles.....		Idem.	"	"	"	"	"
Mulets et Bars.....		Idem.	"	"	"	"	"
Éperlans.....		Idem.	"	"	"	"	"
Poissons divers.....		Idem.	"	"	"	"	"
Huitres.....	plates.....	Mille.	"	"	"	"	"
	portugaises.....	Idem.	"	"	"	"	"
Crustacés divers.....		Kilogr.	"	"	"	"	"
Mollusques divers.....		Hectol.	"	"	"	"	"
VALEUR TOTALE des produits de la pêche en étang et en rivière.....				"		"	"
VALEUR TOTALE des produits de la pêche en bateau.....				5.327.974		4.765.070	3.840.647

DÉSIGNATION DES GENRES DE PÊCHE.	UNITÉS de QUANTITÉS.	L'ÎLE-D'YEU.		SAINT-GILLES-SUR-VIE.		LES SABLES-D'OLONNE.		
		QUANTITÉ.	VALEUR.	QUANTITÉS.	VALEUR.	QUANTITÉS.	VALEUR.	
			francs.		francs.		francs.	
RÉGION DE L'OcéAN. (Suite.)								
Islande.....	Morue.....	Kilogr.	"	"	"	"	"	
	Rogue.....	Idem.	"	"	"	"	"	
	Huile.....	Litre.	"	"	"	"	"	
Groënland....	Morue.....	Kilogr.	"	"	"	"	"	
	Rogue.....	Idem.	"	"	"	"	"	
	Huile.....	Litre.	"	"	"	"	"	
Feroé.....	Morue.....	Kilogr.	"	"	"	"	"	
et	Rogue.....	Idem.	"	"	"	"	"	
Dogger-Bank.	Huile.....	Litre.	"	"	"	"	"	
	Morue.....	Kilogr.	"	"	"	"	"	
	Rogue.....	Idem.	"	"	"	"	"	
	Huile.....	Litre.	"	"	"	"	"	
Terre-Neuve..	Morue.....	Kilogr.	"	"	"	"	"	
	Rogue.....	Idem.	"	"	"	"	"	
	Huile.....	Litre.	"	"	"	"	"	
Poissons divers de la côte occidentale d'Afrique...		Kilogr.	"	"	"	"	"	
Cabillauds.....		Idem.	"	"	"	"	"	
Merlus ou Colins.....		Idem.	"	"	"	5.000	65.000	
Turbots.....		Idem.	600	5.100	368	5.066	1.600	43.400
Barbues.....		Idem.	"	"	58	680	"	"
Carrelets ou Plies.....		Idem.	2.300	12.200	3.467	22.886	16.000	365.000
Soles.....		Idem.	6.000	124.000	15.622	376.400	30.000	950.000
Congres.....		Idem.	3.700	9.250	6.814	49.712	10.000	96.000
Raies.....		Idem.	10.200	35.800	38.303	282.921	85.000	620.000
Mulets et Bars.....		Idem.	800	7.500	2.666	37.677	13.500	205.000
Harengs.....	salés.....	Idem.	"	"	"	"	"	"
	frais.....	Idem.	"	"	"	"	"	"
Maquereaux.....	salés.....	Idem.	"	"	"	"	"	"
	frais.....	Idem.	62.358	137.188	14.380	55.990	4.000	40.000
Merlans.....		Idem.	10.000	22.900	18.305	122.820	118.000	688.000
Sardines.....		Idem.	459.884	1.421.074	1.152.779	3.790.011	976.703	3.711.471
Sprats.....		Idem.	"	"	"	"	"	"
Anchois.....		Idem.	"	"	"	"	"	"
Thons.....	blancs ou germons.....	Idem.	136.197	1.026.508	"	"	290.784	2.043.088
	francs ou thons rouges.....	Idem.	"	"	490	3.420	"	"
Poissons divers.....		Kilogr.	28.800	148.900	17.119	80.595	194.853	1.526.051
Crevettes.....	grises ou roses.....	Idem.	"	"	11.855	132.150	65.600	720.000
	salicoques dites bouquet.....	Idem.	2.100	73.500	2.925	82.025	7.000	430.000
Homards.....		Idem.	33.247	580.197	7.574	147.108	7.200	232.000
Langoustes.....		Idem.	8.698	176.426	2.745	57.875	360	13.650
Langoustes de Mauritanie dites langoustes vertes..		Idem.	"	"	100	2.200	"	"
Crabes poutards ou tourteaux.....		Idem.	65.879	65.987	48.043	155.422	65.000	385.000
Crustacés divers.....		Idem.	"	"	2.732	6.958	16.893	148.930
Huitres plates.....		Mille.	"	"	"	"	"	"
Huitres portugaises.....		Idem.	"	"	1.045	12.600	"	"
Moules.....		Hectol.	"	"	277	30.853	910	182.000
Coquilles de Saint-Jacques.....		Nombre.	1.800	1.800	1.200	3.600	"	"
Pétoncles.....		Hectol.	"	"	"	"	"	"
Mollusques divers.....		Idem.	"	"	22	4.920	"	"
Oursins.....		Nombre.	"	"	"	"	"	"
Violets.....		Idem.	"	"	"	"	"	"
Oiseaux de mer.....		Idem.	"	"	"	"	"	"
Vers pour appâts.....		Kilogr.	"	"	"	"	"	"
Corail.....		Idem.	"	"	"	"	"	"
Lichen.....		Idem.	"	"	"	"	"	"
Varech.....		M. cube.	"	"	998	3.952	"	"
Goémon de soude.....		Idem.	"	"	"	"	"	"
Pailleule.....		Idem.	"	"	"	"	"	"
Sables coquilliers et amendements marins.....		Idem.	"	"	"	"	"	"
VALEUR TOTALE des produits de la pêche en mer.....				3.848.330		5.467.864		12.464.590
Saumons.....		Kilogr.	"	"	"	"	"	"
Esturgeons.....		Idem.	"	"	150	3.000	"	"
Aloses.....		Idem.	"	"	"	"	"	"
Anguilles.....		Idem.	"	"	3.632	38.294	5.000	60.000
Mulets et Bars.....		Idem.	"	"	1.845	25.080	2.000	40.000
Éperlans.....		Idem.	"	"	"	"	"	"
Poissons divers.....		Idem.	"	"	2.782	16.706	1.000	10.000
Huitres.....	plates.....	Mille.	"	"	"	"	"	"
	portugaises.....	Idem.	"	"	"	"	"	"
Crustacés divers.....		Kilogr.	"	"	118	472	"	"
Mollusques divers.....		Hectol.	"	"	844	3.660	"	"
VALEUR TOTALE des produits de la pêche en étang et en rivière.....				"		87.212		110.000
VALEUR TOTALE des produits de la pêche en bateau.....				3.848.330		5.555.076		12.574.590

DÉSIGNATION DES GENRES DE PÊCHE.	UNITÉS de QUANTITÉS.	LA ROCHELLE.		BORDEAUX.		ARCACHON.		
		QUANTITÉS.	VALEUR.	QUANTITÉS.	VALEUR.	QUANTITÉS.	VALEUR.	
			francs.		francs.		francs.	
RÉGION DE L'OcéAN. (Suite.)								
Islande.....	Morue.....	Kilogr.	"	"	462.128	1.125.207	"	"
	Rogue.....	Idem.	"	"	"	"	"	"
	Huile.....	Litre.	"	"	"	"	"	"
Groenland. ...	Morue.....	Kilogr.	9.105.079	18.138.861	636.207	1.221.019	"	"
	Rogue.....	Idem.	"	"	"	"	"	"
	Huile.....	Litre.	"	"	"	"	"	"
Feroë et Dogger-Bank.	Morue.....	Kilogr.	"	"	"	"	"	"
	Rogue.....	Idem.	"	"	"	"	"	"
	Huile.....	Litre.	"	"	"	"	"	"
Terre-Neuve...	Morue.....	Kilogr.	5.207.612	9.374.885	4.469.157	15.557.161	"	"
	Rogue.....	Idem.	"	"	"	"	"	"
	Huile.....	Litre.	26.000	65.000	105.800	549.825	"	"
Poissons divers de la côte occidentale d'Afrique...		Kilogr.	"	"	"	"	"	"
Cabillauds.....		Idem.	"	"	"	"	"	"
Merlus ou Colins.....		Idem.	7.228.454	58.427.800	"	"	52.000	684.000
Turbots.....		Idem.	"	"	"	"	49.000	1.415.000
Barbues.....		Idem.	"	"	"	"	"	"
Carrelets ou Plies.....		Idem.	"	"	"	"	185.000	2.575.000
Soles.....		Idem.	297.740	6.967.750	"	"	167.000	5.525.000
Congres.....		Idem.	"	"	"	"	2.200	22.000
Raies.....		Idem.	1.114.477	4.776.630	"	"	435.000	3.190.000
Mulets et Bars.....		Idem.	"	"	"	"	186.000	2.724.000
Harengs.....	salés.....	Idem.	"	"	"	"	"	"
	frais.....	Idem.	"	"	"	"	"	"
Maquereaux.....	salés.....	Idem.	"	"	"	"	"	"
	frais.....	Idem.	46.350	278.100	"	"	3.000	29.000
Merlans.....		Idem.	"	"	"	"	4.050.000	24.300.090
Sardines.....		Idem.	131.535	659.360	"	"	227.217	1.114.570
Sprats.....		Idem.	"	"	"	"	"	"
Anchois.....		Idem.	"	"	"	"	"	"
Thons.....	blancs ou germons.....	Idem.	56.950	258.650	"	"	"	"
	francs ou thons rouges.....	Idem.	"	"	"	"	"	"
Poissons divers.....		Kilogr.	11.504.362	37.637.318	"	"	12.100.000	72.600.000
	grises ou roses.....	Idem.	"	"	"	"	9.400	235.000
Crevettes.....	salicoques dite bouquet.....	Idem.	"	"	"	"	70	1.960
Homards.....		Idem.	61.370	1.249.100	"	"	360	10.080
Langoustes.....		Idem.	5.590	174.325	"	"	"	"
Langoustes de Mauritanie dites langoustes vertes..		Idem.	"	"	"	"	9.000	43.500
Crabes pouparts ou tourteaux.....		Idem.	80.450	309.800	"	"	"	"
Crustacés divers.....		Idem.	196.520	1.287.520	"	"	"	"
Huitres plates.....		Mille.	"	"	"	"	"	"
Huitres portugaises.....		Idem.	"	"	"	"	"	"
Moules.....		Hectol.	"	"	"	"	"	"
Coquilles de Saint-Jacques.....		Nombre.	"	"	"	"	8	6.000
Pétoncles.....		Hectol.	3.665	549.750	"	"	"	"
Mollusques divers.....		Idem.	"	"	"	"	"	"
Oursins.....		Nombre.	"	"	"	"	"	"
Violet.....		Idem.	"	"	"	"	"	"
Oiseaux de mer.....		Idem.	"	"	"	"	"	"
Vers pour appâts.....		Kilogr.	"	"	"	"	"	"
Corail.....		Idem.	"	"	"	"	"	"
Lichen.....		Idem.	"	"	"	"	"	"
Varech.....		M. cube.	"	"	"	"	"	"
Goémon de sonde.....		Idem.	"	"	"	"	"	"
Pailleule.....		Idem.	"	"	"	"	"	"
Sables coquilliers et amendements marins.....		Idem.	"	"	"	"	"	"
VALEUR TOTALE des produits de la pêche en mer.....				140.154.849		18.453.212		114.475.110
Saumons.....		Kilogr.	"	"	"	"	"	"
Esturgeons.....		Idem.	"	"	"	"	"	"
Aloses.....		Idem.	"	"	"	"	"	"
Anguilles.....		Idem.	"	"	"	"	"	"
Mulets et Bars.....		Idem.	"	"	"	"	"	"
Éperlans.....		Idem.	"	"	"	"	"	"
Poissons divers.....		Idem.	"	"	"	"	"	"
Huitres.....	plates.....	Mille.	"	"	"	"	"	"
	portugaises.....	Idem.	"	"	"	"	"	"
Crustacés divers.....		Kilogr.	"	"	"	"	"	"
Mollusques divers.....		Hectol.	"	"	"	"	"	"
VALEUR TOTALE des produits de la pêche en étang et en rivière.....								
VALEUR TOTALE des produits de la pêche en bateau.....				150.154.849		18.453.212		114.475.110

PÊCHES MARITIMES. — 1930. — J. 36986-31.

DÉSIGNATION DES GENRES DE PÊCHE.	UNITÉS de QUANTITÉ.	SAINT-JEAN-DE-LUZ.		AUTRES PORTS.		TOTAUX DE LA RÉGION DE L'OcéAN.	
		QUANTITÉS.	VALEUR.	QUANTITÉS.	VALEUR.	QUANTITÉS.	VALEUR.
			francs.		francs.		francs.
RÉGION DE L'OcéAN. (Fin.)							
Islande.....	Morue..... Kilogr.	"	"	"	"	462.128	1.125.207
	Rogue..... Idem.	"	"	"	"	"	"
	Huile..... Litre.	"	"	"	"	"	"
Groënland....	Morue..... Kilogr.	"	"	"	"	9.741.286	19.359.880
	Rogue..... Idem.	"	"	"	"	"	"
	Huile..... Litre.	"	"	"	"	"	"
Feroë et Dogger-Bank.	Morue..... Kilogr.	"	"	"	"	"	"
	Rogue..... Idem.	"	"	"	"	"	"
	Huile..... Litre.	"	"	"	"	"	"
Terre-Neuve...	Morue..... Kilogr.	"	"	"	"	9.676.769	24.932.046
	Rogue..... Idem.	"	"	"	"	"	"
	Huile..... Litre.	"	"	"	"	131.800	614.825
Poissons divers de la côte occidentale d'Afrique...	Kilogr.	"	"	"	"	"	"
Cabillauds.....	Idem.	"	"	4.455	17.135	6.790	25.040
Merlus ou Colins.....	Idem.	182.595	1.095.270	132.990	1.100.377	10.486.375	77.528.041
Turbots.....	Idem.	1.080	10.700	5.970	76.769	80.369	1.734.815
Barbues.....	Idem.	655	6.550	"	"	1.261	14.622
Carrelets ou Plies.....	Idem.	"	"	91.265	819.270	375.357	4.290.641
Soles.....	Idem.	19.500	390.000	123.705	2.613.129	739.254	18.873.645
Congres.....	Idem.	6.885	66.110	63.941	334.478	451.790	1.909.824
Raies.....	Idem.	45.530	136.590	349.055	1.435.091	6.308.965	22.378.778
Mulets et Bars.....	Idem.	63.610	376.440	178.602	2.023.697	486.561	5.914.309
Harengs.....	Idem.	"	"	"	"	"	"
	salés..... Idem.	"	"	22.532	72.470	92.605	297.263
	frais..... Idem.	"	"	"	"	"	"
Maquereaux.....	Idem.	"	"	"	"	"	"
	salés..... Idem.	"	"	"	"	"	"
	frais..... Idem.	64.400	551.740	330.286	1.750.981	4.569.325	17.926.018
Merlans.....	Idem.	34.000	186.000	146.592	863.780	4.848.004	27.606.700
Sardines.....	Idem.	3.868.930	11.884.605	2.061.384	8.025.387	22.524.839	79.616.787
Sprats.....	Idem.	"	"	500	1.000	104.525	261.200
Anchois.....	Idem.	163.555	327.110	"	"	463.555	777.110
Thons.....	Idem.	109.135	729.520	1.082.640	7.673.211	5.983.323	48.219.181
	blancs ou germons..... Idem.	"	"	"	"	109.555	1.023.755
	francs ou thons rouges..... Idem.	199.065	1.980.315	"	"	"	"
Poissons divers.....	Kilogr.	502.885	1.898.833	878.093	4.276.197	38.471.688	139.801.982
	Idem.	150	3.000	573.371	3.266.123	686.454	4.888.042
Crevettes.....	Idem.	100	4.500	62.291	1.742.510	95.008	2.807.320
	grises ou roses..... Idem.	"	"	"	"	"	"
	salicoques dites bouquet..... Idem.	1.740	34.800	130.394	2.625.889	593.665	11.879.986
Homards.....	Idem.	3.200	119.500	174.316	4.200.166	1.042.203	25.719.173
Langoustes.....	Idem.	"	"	"	"	190.800	2.991.450
Langoustes de Mauritanie dites langoustes vertes...	Idem.	"	"	1.243.070	1.781.455	2.855.066	4.943.237
Crabes pouparts ou tourteaux.....	Idem.	"	"	225.242	601.592	1.850.908	7.240.051
Crustacés divers.....	Idem.	"	"	"	"	"	"
Huitres plates.....	Mille.	"	"	298.600	9.615.100	299.645	9.627.700
Huitres portugaises.....	Idem.	"	"	31.981	1.092.265	37.441	1.454.620
Moules.....	Hectol.	"	"	3.154.710	1.584.575	3.247.021	1.684.757
Coquilles de Saint-Jacques.....	Nombre.	"	"	15.294	1.608.680	18.967	2.164.430
Pétoncles.....	Hectol.	"	"	30.623	1.211.263	31.804	1.364.372
Mollusques divers.....	Idem.	"	"	72.000	10.500	72.000	10.500
Oursins.....	Nombre.	"	"	"	"	"	"
Violet.....	Idem.	"	"	"	"	"	"
Oiseaux de mer.....	Idem.	"	"	"	"	"	"
Vers pour appâts.....	Kilogr.	"	"	"	"	"	"
Corail.....	Idem.	"	"	"	"	"	"
Lichen.....	Idem.	"	"	850	17.000	1.848	20.952
Varech.....	M. cube.	"	"	19.167	1.249.790	22.747	1.285.590
Goémon de soude.....	Idem.	"	"	"	"	3.950	35.500
Pailleule.....	Idem.	"	"	53.675	1.053.070	75.176	1.370.194
Sables coquilliers et amendements marins.....	Idem.	"	"	"	"	"	"
VALEUR TOTALE des produits de la pêche en mer.....			19.411.405		62.742.950		574.649.143
Saumons.....	Kilogr.	"	"	40.289	1.718.824	40.645	1.734.730
Esturgeons.....	Idem.	"	"	17.778	163.510	18.442	170.204
Aloses.....	Idem.	"	"	149.935	1.498.520	149.935	1.498.520
Anguilles.....	Idem.	3.400	10.200	95.222	769.236	109.444	890.192
Mulets et Bars.....	Idem.	6.000	36.000	82.225	765.375	94.082	885.218
Éperlans.....	Idem.	3.500	17.500	1.745	8.107	18.310	45.984
Poissons divers.....	Idem.	16.500	49.500	419.114	1.676.940	441.991	1.764.193
Huitres.....	Idem.	"	"	"	"	"	"
	plates..... Mille.	"	"	24.170	650.500	24.170	650.500
	portugaises..... Idem.	"	"	60.758	408.933	60.876	409.405
Crustacés divers.....	Kilogr.	"	"	10.105	417.180	10.951	420.988
Mollusques divers.....	Hectol.	"	"	"	"	"	"
VALEUR TOTALE des produits de la pêche en étang et en rivière.....			113.200		8.077.125		8.469.934
VALEUR TOTALE des produits de la pêche en bateau.....			19.524.605		70.820.075		583.119.077

DÉSIGNATION DES GENRES DE PÊCHE.	UNITÉS de QUANTITÉS.	COLLIOURES.		SAINT-LAURENT- DE-LA-SALANQUE.		AGDE.		SÈTE.		GRAU-DU-ROI.		
		QUAN- TITÉS.	VALEUR.	QUAN- TITÉS.	VALEUR.	QUAN- TITÉS.	VALEUR.	QUAN- TITÉS.	VALEUR.	QUAN- TITÉS.	VALEUR.	
			francs.		francs		francs		francs		francs.	
RÉGION DE LA MÉDITERRANÉE (FRANCE ET CORSE).												
Islande.....	Morue.....	Kilogr.	"	"	"	"	"	"	"	"	"	
	Rogue.....	Idem.	"	"	"	"	"	"	"	"	"	
	Huile.....	Litre.	"	"	"	"	"	"	"	"	"	
Groenland....	Morue.....	Kilogr.	"	"	"	"	"	"	"	"	"	
	Rogue.....	Idem.	"	"	"	"	"	"	"	"	"	
	Huile.....	Litre.	"	"	"	"	"	"	"	"	"	
Feroë et Dogger-Bank.	Morue.....	Kilogr.	"	"	"	"	"	"	"	"	"	
	Rogue.....	Idem.	"	"	"	"	"	"	"	"	"	
	Huile.....	Litre.	"	"	"	"	"	"	"	"	"	
Terre-Neuve..	Morue.....	Kilogr.	"	"	"	"	"	"	"	"	"	
	Rogue.....	Idem.	"	"	"	"	"	"	"	"	"	
	Huile.....	Litre.	"	"	"	"	"	"	"	"	"	
Poissons divers de la côte occidentale d'Afrique...		Kilogr.	"	"	"	"	"	"	"	"	"	
Cabillauds.....		Idem.	"	"	"	"	"	"	"	"	"	
Merlus ou Colins.....		Idem.	"	"	"	"	"	26.200	314.400	"	"	
Turbots.....		Idem.	"	"	"	"	"	230	5.980	2.230	34.510	
Barbues.....		Idem.	"	"	"	"	"	"	"	"	"	
Carrelets ou Plies.....		Idem.	"	"	"	"	"	"	"	7.850	73.800	
Soles.....		Idem.	"	"	"	2.420	60.500	2.150	68.800	3.600	74.200	
Congres.....		Idem.	"	"	"	"	"	215	1.265	"	"	
Rais.....		Idem.	"	"	"	15.600	156.000	5.900	44.950	13.600	66.400	
Malets et Bars.....		Idem.	889	7.112	28.324	507.259	13.650	245.700	29.500	587.000	41.300	375.300
Harengs.....	salés.....	Idem.	"	"	"	"	"	"	"	"	"	
	frais.....	Idem.	"	"	"	"	"	"	"	"	"	
Maquereaux....	salés.....	Idem.	"	"	"	"	"	"	"	"	"	
	frais.....	Idem.	"	"	26.381	208.284	126.780	1.020.520	45.200	408.800	16.000	119.000
Merlans.....		Idem.	"	"	"	"	15.640	250.240	67.000	687.000	9.600	119.000
Sardines.....		Idem.	1.506.690	4.520.070	92.860	286.560	96.000	439.500	312.315	1.106.035	"	"
Sprats.....		Idem.	"	"	"	"	"	"	"	"	"	
Anchois.....		Idem.	2.009	8.036	"	"	"	"	"	"	"	
Thons.....	blancs ou germons.....	Idem.	"	"	"	"	"	"	"	"	"	
	rouges ou thons rouges.....	Idem.	1.200	9.600	"	"	87.100	1.045.200	58.510	528.080	42.000	462.000
Poissons divers.....		Kilogr.	57.295	572.050	100.263	1.358.634	139.615	1.396.150	101.000	1.212.000	33.000	253.000
Grevettes.....	grises ou roses.....	Idem.	"	"	"	"	"	"	"	"	"	
	salicoques dites bouquet.....	Idem.	"	"	"	"	"	"	"	"	"	
Homards.....		Idem.	"	"	"	"	"	"	"	"	"	
Langoustes.....		Idem.	2.135	64.050	2.059	62.773	2.900	117.500	"	"	"	
Langoustes de Mauritanie dites langoustes vertes...		Idem.	"	"	"	"	"	"	"	"	"	
Crabes poulpards ou tourteaux.....		Idem.	"	"	"	"	"	"	"	"	"	
Crustacés divers.....		Idem.	"	"	"	"	"	"	"	"	"	
Huitres plates.....		Mille.	"	"	"	"	"	"	"	"	"	
Huitres portugaises.....		Idem.	"	"	"	"	"	"	"	370	7.400	
Moules.....		Hectol.	"	"	"	"	"	"	"	"	"	
Coquilles de Saint-Jacques.....		Nombre.	"	"	"	"	"	"	"	"	"	
Pétoncles.....		Hectol.	"	"	"	"	"	"	"	"	"	
Mollusques divers.....		Idem.	"	"	"	"	"	"	"	"	"	
Oursins.....		Nombre.	40.560	2.028	"	"	"	"	110.000	42.500	"	
Violetes.....		Idem.	119.220	19.870	"	"	"	"	"	"	"	
Oiseaux de mer.....		Idem.	"	"	"	"	"	"	"	"	"	
Vers pour appâts.....		Kilogr.	"	"	"	"	"	"	"	"	"	
Corail.....		Idem.	"	"	"	"	"	"	"	"	"	
Lichen.....		Idem.	"	"	"	"	"	"	"	"	"	
Varech.....		M. cube.	"	"	"	"	"	"	"	"	"	
Goémon de soude.....		Idem.	"	"	"	"	"	"	"	"	"	
Pailleule.....		Idem.	"	"	"	"	"	"	"	"	"	
Sables coquilliers et amendements marins.....		Idem.	"	"	"	"	"	"	"	"	"	
VALEUR TOTALE des produits de la pêche en mer.....				5.203.416		2.423.510		4.731.310		5.006.810		1.614.640
Saumons.....		Kilogr.	"	"	"	"	"	"	"	"	"	
Esturgeons.....		Idem.	"	"	"	"	"	"	"	80	160	
Aloses.....		Idem.	"	"	118.026	499.838	7.300	73.000	31.500	211.000	43.500	322.500
Anguilles.....		Idem.	"	"	80.110	1.414.113	8.000	120.000	52.300	846.400	75.000	413.000
Malets et Bars.....		Idem.	"	"	"	"	"	"	"	"	"	
Éperlans.....		Idem.	"	"	"	"	12.500	112.500	36.400	436.800	24.500	147.000
Poissons divers.....		Idem.	"	"	"	"	"	"	"	"	"	
Huitres.....	plates.....	Mille.	"	"	"	"	"	"	"	"	"	
	portugaises.....	Idem.	"	"	"	"	"	"	"	"	"	
Crustacés divers.....		Kilogr.	"	"	"	"	3.400	425.000	10.400	430.800	"	"
Mollusques divers.....		Hectol.	"	"	"	"	"	"	"	"	"	
VALEUR TOTALE des produits de la pêche en étang et en rivière.....						1.913.951		741.700		1.925.000		882.660
VALEUR TOTALE des produits de la pêche en bateau.....				5.203.416		4.337.461		5.473.010		6.931.810		2.497.270

DÉSIGNATION DES GENRES DE PÊCHE.	UNITÉS de QUANTITÉ.	PORT DE BOUG.		MARTIGUES.		MARSEILLE.		AUTRES PORTS.		TOTAUX DE LA RÉGION DE LA MÉDITERRANÉE.	
		QUAN- TITÉS.	VALEUR.	QUAN- TITÉS.	VALEUR.	QUAN- TITÉS.	VALEUR.	QUANTITÉS.	VALEUR.	QUANTITÉS.	VALEUR.
			francs.		francs.		francs.		francs.		francs.
RÉGION DE LA MÉDITERRANÉE (FRANCE ET CORSE). [Fin.]											
Islande.....	Morue.....	Kilogr.	"	"	"	"	"	"	"	"	"
Groenland....	Rogue.....	Idem.	"	"	"	"	"	"	"	"	"
	Huile.....	Litre.	"	"	"	"	"	"	"	"	"
	Morue.....	Kilogr.	"	"	"	"	"	"	"	"	"
Feroë et Dogger-Bank.	Rogue.....	Idem.	"	"	"	"	"	"	"	"	"
	Huile.....	Litre.	"	"	"	"	"	"	"	"	"
	Morue.....	Kilogr.	"	"	"	"	"	"	"	"	"
Terre-Neuve..	Rogue.....	Idem.	"	"	"	"	"	"	"	"	"
	Huile.....	Litre.	"	"	"	"	"	"	"	"	"
	Poissons divers de la côte occidentale d'Afrique...	Kilogr.	"	"	"	"	"	"	"	"	"
Cabillauds.....	Idem.	"	"	"	"	"	"	"	"	"	
Merlus ou Colins.....	Idem.	"	"	"	"	175.745	2.002.950	"	"	201.945	2.317.350
Turbots.....	Idem.	1.320	13.200	860	13.800	18.600	213.150	3.175	30.400	26.415	311.040
Barbus.....	Idem.	"	"	"	"	68.005	1.000.850	12.000	300.000	80.005	1.300.850
Carrelets ou Plies.....	Idem.	"	"	"	"	28.950	182.100	9.455	91.320	46.255	347.220
Soles.....	Idem.	3.690	54.250	9.760	245.800	24.180	763.800	8.955	147.910	54.755	1.415.260
Congres.....	Idem.	"	"	5.500	44.000	170.170	1.290.320	51.772	381.492	227.657	1.717.077
Reies.....	Idem.	6.080	14.260	4.600	32.200	183.900	551.700	77.590	285.050	307.270	1.150.560
Mulets et Bars.....	Idem.	7.380	73.800	27.000	536.000	92.110	2.293.900	120.760	1.439.310	360.913	6.065.381
Harengs.....	salés.....	Idem.	"	"	"	"	"	"	"	"	"
	frais.....	Idem.	"	"	"	"	"	"	"	"	"
	salés.....	Idem.	"	"	"	"	"	"	"	"	"
Maquereaux...	salés.....	Idem.	"	"	"	"	"	"	"	"	"
	frais.....	Idem.	4.230	39.240	11.600	139.200	46.245	403.950	112.903	889.770	389.339
Merlans.....	Idem.	8.060	80.600	15.600	326.000	342.345	2.539.450	57.887	635.405	516.132	4.637.695
Sardines.....	Idem.	2.000	8.000	29.900	114.600	1.808.820	10.801.350	567.401	3.243.348	4.416.016	20.519.463
Sprats.....	Idem.	"	"	"	"	"	"	350	8.750	350	8.750
Anchois.....	Idem.	"	"	"	"	53.680	1.127.250	41.710	473.210	97.399	1.608.490
Thons.....	blancs ou germans.....	Idem.	"	"	"	"	"	99	891	99	891
	francs ou thons rouges.....	Idem.	1.800	16.200	116.498	1.290.980	146.000	1.858.030	42.612	460.510	495.750
Poissons divers.....	Kilogr.	7.970	32.710	96.000	1.072.600	1.730.539	8.809.750	1.024.298	16.065.008	4.180.050	31.402.482
Crevettes.....	grises ou roses.....	Idem.	"	"	"	4.405	200.350	27.020	188.570	31.431	388.920
	salicoques dites bouquet.....	Idem.	"	"	"	2.605	105.375	155	6.983	2.760	112.358
	Idem.....	Idem.	"	"	70	1.950	1.950	32.305	953	22.625	2.975
Homards.....	Idem.	100	2.000	396	13.860	20.975	555.070	84.134	2.302.578	112.699	3.117.831
Langoustes.....	Idem.	"	"	"	"	1.990	59.700	"	"	1.990	59.700
Langoustes de Mauritanie dites langoustes vertes.....	Idem.	"	"	"	"	20.890	23.880	2.200	6.400	23.090	30.280
Crabes pouparts ou tourteaux.....	Idem.	"	"	"	"	17.700	73.000	1.000	5.200	18.700	78.200
Crustacés divers.....	Idem.	"	"	"	"	"	"	"	"	"	"
Huitres plates.....	Mille.	"	"	"	"	"	"	"	"	"	"
Huitres portugaises.....	Idem.	"	"	"	"	"	"	12.401	1.110.734	12.771	1.118.134
Moules.....	Hectol.	"	"	"	"	"	"	"	"	"	"
Coquilles de Saint-Jacques.....	Nombre.	"	"	"	"	"	"	"	"	"	"
Pétoncles.....	Hectol.	"	"	"	"	"	"	447	69.505	447	69.505
Mollusques divers.....	Idem.	"	"	"	"	"	"	"	"	"	"
Oursins.....	Nombre.	41.800	5.970	"	"	993.250	198.650	3.236.330	345.885	4.311.940	552.533
Violetes.....	Idem.	"	"	"	"	"	"	1.304.000	201.000	1.533.220	263.370
Oiseaux de mer.....	Idem.	"	"	"	"	"	"	2.454	51.940	2.454	51.940
Vers pour appâts.....	Kilogr.	"	"	"	"	"	"	"	"	"	"
Corail.....	Idem.	"	"	"	"	"	"	"	"	"	"
Lichen.....	Idem.	"	"	"	"	"	"	"	"	"	"
Varech.....	M. cube.	"	"	"	"	"	"	"	"	"	"
Goémon de soude.....	Idem.	"	"	"	"	"	"	"	"	"	"
Pailleule.....	Idem.	"	"	"	"	"	"	6.000	90.000	6.000	90.000
Sables coquilliers et amendements marins.....	Idem.	"	"	"	"	"	"	"	"	"	"
VALEUR TOTALE des produits de la pêche en mer.....			340.230		3.830.990		35.084.760		29.456.794		87.692.430
Saumons.....	Kilogr.	"	"	"	"	"	"	"	"	100	1.500
Esturgeons.....	Idem.	"	"	100	1.500	"	"	"	"	4.970	19.820
Aloses.....	Idem.	"	"	"	"	3.190	7.260	300	1.200	735.068	3.047.291
Anguilles.....	Idem.	"	"	41.300	358.600	90.670	424.150	402.772	1.158.203	495.354	5.771.695
Mulets et Bars.....	Idem.	"	"	57.500	910.200	42.815	494.350	179.629	1.573.632	"	"
Éperlans.....	Idem.	"	"	"	"	"	"	"	"	"	"
Poissons divers.....	Idem.	"	"	62.700	707.400	13.850	53.250	188.038	1.256.362	337.988	2.713.312
Huitres.....	plates.....	Mille.	"	"	"	"	"	"	"	"	"
	portugaises.....	Idem.	"	"	"	"	"	56.003	44.860	56.000	44.860
Crustacés divers.....	Kilogr.	"	"	6.800	122.400	"	"	14.399	1.580.900	34.999	2.559.100
Mollusques divers.....	Hectol.	"	"	"	"	"	"	"	"	"	"
VALEUR TOTALE des produits de la pêche en étang et en rivière.....			"		2.100.100		979.010		5.615.157		14.157.578
VALEUR TOTALE des produits de la pêche en bateau.....			340.230		5.931.090		36.063.770		35.071.951		101.850.008

DÉSIGNATION DES GENRES DE PÊCHE.		UNITÉS de QUANTITÉS.	BÔNE.		PHILIPPEVILLE.		ALGER.		ARZEW.	
			QUANTITÉS.	VALEUR. francs.	QUANTITÉS.	VALEUR. francs.	QUANTITÉS.	VALEUR. francs.	QUANTITÉS.	VALEUR. francs.
Islande.....	Morue.....	Kilogr.	"	"	"	"	"	"	"	"
	Rogue.....	Idem.	"	"	"	"	"	"	"	"
	Huile.....	Litre.	"	"	"	"	"	"	"	"
Groenland....	Morue.....	Kilogr.	"	"	"	"	"	"	"	"
	Rogue.....	Idem.	"	"	"	"	"	"	"	"
	Huile.....	Litre.	"	"	"	"	"	"	"	"
Feroë et Dogger-Bank	Morue.....	Kilogr.	"	"	"	"	"	"	"	"
	Rogue.....	Idem.	"	"	"	"	"	"	"	"
	Huile.....	Litre.	"	"	"	"	"	"	"	"
Terre-Neuve...	Morue.....	Kilogr.	"	"	"	"	"	"	"	"
	Rogue.....	Idem.	"	"	"	"	"	"	"	"
	Huile.....	Litre.	"	"	"	"	"	"	"	"
Poissons divers de la côte occidentale d'Afrique...		Kilogr.	"	"	"	"	"	"	"	"
Cabillauds.....		Idem.	"	"	"	"	"	"	"	"
Merlus ou Colins.....		Idem.	"	"	"	"	"	"	"	"
Turbots.....		Idem.	"	"	"	"	"	"	"	"
Barbues.....		Idem.	"	"	"	"	"	"	"	"
Carrelets ou Plies.....		Idem.	"	"	"	"	"	"	"	"
Soles.....		Idem.	11.130	173.070	6.481	97.215	10.700	267.500	7.970	63.760
Congres.....		Idem.	280	840	4.924	17.233	14.500	505.500	3.670	55.050
Rais.....		Idem.	110.310	165.465	78.860	276.010	35.800	282.900	"	"
Mulets et Bars.....		Idem.	27.100	108.570	6.743	26.972	4.500	236.630	27.760	41.640
Harengs.....	salés.....	Idem.	"	"	"	"	"	"	"	"
	frais.....	Idem.	"	"	"	"	"	"	"	"
Maquereaux.....	salés.....	Idem.	"	"	"	"	"	"	"	"
	frais.....	Idem.	95.782	408.610	47.905	71.857	"	"	"	"
Merlans.....		Idem.	353.500	1.767.500	124.802	624.010	261.705	1.937.640	3.200	6.400
Sardines.....		Idem.	191.487	191.487	333.140	499.710	297.600	2.476.400	52.200	313.740
Sprats.....		Idem.	"	"	82.032	61.523	1.002.740	1.597.575	101.200	101.200
Anchois.....		Idem.	"	"	85.700	149.975	"	"	120.000	120.000
Thons.....	blancs ou germons.....	Idem.	"	"	"	"	261.400	462.825	16.900	33.050
	francs ou thons rouges.....	Idem.	11.050	79.297	65.307	195.921	212.400	1.083.400	84.788	302.782
								198.767		708.720
Poissons divers.....		Kilogr.	605.961	1.900.196	641.040	3.856.240	1.390.361	8.863.391	547.043	8.309.798
Crevettes.....	grises ou roses.....	Idem.	73.375	366.875	191.880	959.400	304.800	2.267.000	51.740	413.920
	safranes dites bouquet.....	Idem.	34.600	536.700	"	"	"	"	"	"
Homards.....		Idem.	"	"	"	"	"	"	"	"
Langoustes.....		Idem.	1.880	30.080	1.640	24.600	1.100	43.000	150	3.000
Langoustes de Mauritanie dites langoustes vertes.....		Idem.	"	"	"	"	"	"	"	"
Crabes poutiers ou tourteaux.....		Idem.	"	"	"	"	"	"	"	"
Crustacés divers.....		Idem.	"	"	352	4.224	2.200	19.600	"	"
Huitres plates.....		Mille.	"	"	"	"	"	"	"	"
Huitres portugaises.....		Idem.	"	"	"	"	"	"	"	"
Moules.....		Hectol.	"	"	"	"	"	"	"	"
Coquilles de Saint-Jacques.....		Nombre.	"	"	"	"	"	"	"	"
Pétoncles.....		Hectol.	"	"	"	"	"	"	"	"
Mollusques divers.....		Idem.	"	"	352	123.195	"	"	"	"
Onsrins.....		Nombre.	"	"	52.872	10.509	"	"	"	"
Violet.....		Idem.	"	"	"	"	"	"	"	"
Oiseaux de mer.....		Idem.	"	"	"	"	"	"	"	"
Vers pour appâts.....		Kilogr.	"	"	"	"	"	"	"	"
Corail.....		Idem.	445	195.900	"	"	"	"	"	"
Lichen.....		Idem.	"	"	"	"	"	"	"	"
Varech.....		M. cube.	"	"	"	"	"	"	"	"
Goémon de soude.....		Idem.	"	"	"	"	"	"	"	"
Pailleule.....		Idem.	"	"	"	"	"	"	"	"
Sables coquilliers et amendements marins.....		Idem.	"	"	"	"	"	"	"	"
VALEUR TOTALE des produits de la pêche en mer.....				5.924.569		6.988.564		20.063.361		5.473.150
Saumons.....		Kilogr.	"	"	"	"	"	"	"	"
Esturgeons.....		Idem.	"	"	"	"	"	"	"	"
Aloses.....		Idem.	"	"	"	"	"	"	"	"
Anguilles.....		Idem.	"	"	"	"	"	"	"	"
Mulets et Bars.....		Idem.	"	"	"	"	"	"	"	"
Éperlans.....		Idem.	"	"	"	"	"	"	"	"
Poissons divers.....		Idem.	"	"	"	"	"	"	"	"
Huitres.....	plates.....	Mille	"	"	"	"	"	"	"	"
	portugaises.....	Idem.	"	"	"	"	"	"	"	"
Crustacés divers.....		Kilogr.	"	"	"	"	"	"	"	
Mollusques divers.....		Hectol.	"	"	"	"	"	"	"	
VALEUR TOTALE des produits de la pêche en étang et en rivière.....				"		"		"		"
VALEUR TOTALE des produits de la pêche en bateau.....				5.924.569		6.988.564		20.063.361		5.473.150

DÉSIGNATION DES GENRES DE PÊCHE.	UNITÉS de QUANTITÉ.	ORAN.		AUTRES PORTS.		TOTAUX DE LA RÉGION DE L'ALGÉRIE.		TOTAUX GÉNÉRAUX DE LA FRANCE ET DE L'ALGÉRIE.		
		QUANTITÉS.	VALEUR.	QUANTITÉS.	VALEUR.	QUANTITÉS.	VALEUR.	QUANTITÉS.	VALEUR.	
			francs.		francs.		francs.		francs.	
RÉGION DE L'ALGÉRIE. (Fin.)										
Islande.....	Morue.....	Kilogr.	"	"	"	"	"	5.220.265	15.380.166	
	Idem.....	"	"	"	"	"	"	9.920	10.110	
	Huile.....	Litre.	"	"	"	"	"	102.300	372.857	
Groenland.....	Morue.....	Kilogr.	"	"	"	"	"	15.515.255	33.559.097	
	Idem.....	"	"	"	"	"	"	5.200	5.200	
	Huile.....	Litre.	"	"	"	"	"	238.231	551.515	
Feroé et Dogger-Bank.....	Morue.....	Kilogr.	"	"	"	"	"	"	"	
	Idem.....	"	"	"	"	"	"	"	"	
	Huile.....	Litre.	"	"	"	"	"	"	"	
Terre-Neuve.....	Morue.....	Kilogr.	"	"	"	"	"	28.624.402	67.442.830	
	Idem.....	"	"	"	"	"	"	2.700	2.700	
	Huile.....	Litre.	"	"	"	"	"	330.526	1.135.759	
Poissons divers de la côte occidentale d'Afrique.....	Idem.....	Kilogr.	"	"	"	"	"	"	"	
Cabillands.....	Idem.....	"	"	"	"	"	"	1.263.542	5.831.520	
Merlus ou Colius.....	Idem.....	"	"	1.360	8.160	1.360	8.160	12.101.817	93.993.272	
Turbots.....	Idem.....	"	"	"	"	"	"	1.020.401	17.181.260	
Barbues.....	Idem.....	"	"	"	"	"	"	690.956	10.417.419	
Carrelets ou Plies.....	Idem.....	"	"	5.720	28.360	24.390	359.620	2.957.327	17.154.173	
Soles.....	Idem.....	8.450	161.650	31.786	724.060	76.017	1.716.545	1.615.649	39.170.530	
Congres.....	Idem.....	1.305	2.610	1.541	4.699	43.850	308.282	2.581.055	13.375.660	
Raies.....	Idem.....	94.980	189.960	178.705	503.196	528.295	1.412.901	12.037.412	43.134.029	
Mulets et Bars.....	Idem.....	3.330	16.060	1.990	15.920	43.663	187.522	1.083.961	14.944.710	
Harengs.....	salés.....	Idem.	"	"	"	"	"	6.059.681	12.610.040	
	frais.....	Idem.	"	"	"	"	"	42.134.851	75.897.957	
Maquereaux.....	salés.....	Idem.	"	"	"	"	"	496.356	1.421.473	
	frais.....	Idem.	168.580	223.620	43.960	154.485	621.132	2.802.621	12.233.200	
Merlans.....	Idem.....	303.830	2.336.980	339.547	2.395.223	1.471.569	9.913.853	25.385.877	94.545.689	
Sardines.....	Idem.....	784.610	787.670	1.270.485	1.457.111	3.683.752	4.634.843	30.752.142	105.711.443	
Sprats.....	Idem.....	1.046.483	952.309	630.850	549.802	1.879.365	1.683.634	2.694.452	3.280.982	
Anchois.....	Idem.....	499.400	585.390	2.836.510	2.899.209	3.699.910	4.130.449	4.260.864	6.516.055	
Thons.....	blancs ou germous.....	Idem.	106.875	524.275	3.100	10.850	194.763	837.907	6.178.185	49.057.970
	francs ou thons rouges.....	Idem.	137.380	638.460	142.762	717.551	767.666	3.423.319	1.509.478	11.200.693
Poissons divers.....	Idem.....	1.761.639	9.326.765	1.687.948	9.746.905	6.633.992	36.993.295	58.837.546	246.434.966	
Grovettes.....	grises ou roses.....	Kilogr.	337.709	1.465.910	278.025	1.861.155	1.237.520	7.334.260	2.649.578	16.523.775
	salicoques dites bouquet.....	Idem.	"	"	32.520	222.825	67.120	750.525	195.225	4.275.213
Homards.....	Idem.....	"	"	174	4.550	174	4.550	879.598	17.441.865	
Langoustes.....	Idem.....	3.683	141.375	8.026	146.489	16.479	358.544	1.403.724	34.465.776	
Langoustes de Mauritanie dites langoustes vertes.....	Idem.....	"	"	"	"	"	"	192.790	3.051.150	
Crabes poutparts ou tourteaux.....	Idem.....	"	"	"	"	"	"	3.305.197	6.313.456	
Crustacés divers.....	Idem.....	"	"	1.285	7.710	3.837	31.534	2.261.385	8.553.421	
Huitres plates.....	Mille.	"	"	"	"	"	"	122	89.638	
Huitres portugaises.....	Idem.	"	"	"	"	"	"	299.645	9.627.700	
Moules.....	Hectol.	145	17.625	"	"	145	17.625	144.202	3.957.545	
Coquilles de Saint-Jacques.....	Nombre.	"	"	"	"	"	"	8.693.731	5.921.037	
Pétoncles.....	Hectol.	"	"	"	"	"	"	19.647	2.181.430	
Mollusques divers.....	Idem.	"	"	"	"	352	123.195	62.694	2.351.292	
Oursins.....	Nombre.	"	"	8.000	640	60.872	11.149	5.208.812	651.062	
Violetes.....	Idem.	"	"	"	"	"	"	1.533.220	263.370	
Oiseaux de mer.....	Idem.	"	"	"	"	"	"	"	"	
Vers pour appâts.....	Kilogr.	"	"	"	"	"	"	20.091	144.492	
Corail.....	Idem.	"	"	77	24.950	522	220.850	522	220.850	
Lichen.....	Idem.	"	"	"	"	"	"	250.800	290.290	
Varech.....	M. cube.	"	"	"	"	"	"	116.813	1.198.252	
Goémon de soude.....	Idem.	"	"	"	"	"	"	434.568	12.677.065	
Pailleule.....	Idem.	"	"	"	"	"	"	12.200	1.364.580	
Sables coquilliers et amendements marins.....	Idem.	"	"	"	"	"	"	142.946	2.636.359	
VALEUR TOTALE des produits de la pêche en mer.....			17.340.659		21.483.850		77.274.183		1.165.569.715	
Saumons.....	Kilogr.	"	"	"	"	"	"	46.477	1.974.630	
Esturgeons.....	Idem.	"	"	"	"	"	"	18.872	176.704	
Aloses.....	Idem.	"	"	"	"	"	"	155.005	1.519.040	
Anguilles.....	Idem.	"	"	"	"	"	"	877.263	4.144.389	
Mulets et Bars.....	Idem.	"	"	"	"	"	"	611.811	6.942.533	
Éperlans.....	Idem.	"	"	"	"	"	"	41.595	204.094	
Poissons divers.....	Idem.	"	"	"	"	"	"	845.889	4.851.730	
Huitres.....	plates.....	Mille.	"	"	"	"	"	3	2.263	
	portugaises.....	Idem.	"	"	"	"	"	24.170	650.500	
Crustacés divers.....	Kilogr.	"	"	"	"	"	"	119.866	475.415	
Mollusques divers.....	Hectol.	"	"	"	"	"	"	51.400	3.035.038	
VALEUR TOTALE des produits de la pêche en étang et en rivière.....			"		"		"		23.976.356	
VALEUR TOTALE des produits de la pêche en bateau.....			17.340.659		21.483.850		77.274.183		1.189.546.071	

NOTA. — Les chiffres afférents à la production de la morue expriment les quantités et valeurs des produits débarqués dans les ports français. Ils sont donc inférieurs à ceux figurant à la page 98 et suivantes qui correspondent aux quantités pêchées par tous les navires français et débarquées tant en France qu'à Saint-Pierre et Miquelon.

IV. - PRODUCTION. (Suite.)

PÊCHE À PIED.

RÉCAPI

DÉSIGNATION DES PRODUITS PÊCHÉS.	UNITÉS de QUANTITÉS.	MER DU NORD ET MANCHE.	
		QUANTITÉS.	VALEUR. francs.
Harengs frais.....	Kilogr.	61.885	259.460
Maquereaux frais.....	Idem.	39.425	172.665
Sardines.....	Idem.	"	"
Poissons divers.....	Idem.	493.704	1.918.498
Crevettes.....	Idem.	grises ou roses.....	128.333 794.417
		salicoques dites bouquet.....	33.645 628.215
Homards et langoustes.....	Idem.	18.616	366.731
Crustacés divers.....	Idem.	133.093	588.818
Huîtres.....	Mille.	plates.....	50 45.450
		portugaises.....	Idem.
Moules.....	Hectol.	35.319	1.315.297
Coquilles de Saint-Jacques.....	Nombre.	17.650	18.225
Mollusques divers.....	Hectol.	71.980	1.824.935
Oursins.....	Nombre.	280.000	28.000
Violetes.....	Idem.	"	"
Vers pour appâts.....	Kilogr.	137.677	725.790
Lichen.....	Idem.	446.050	492.985
Varech, goémon, pailleule.....	Mètre cube.	456.355	6.271.510
Sables coquilliers, amendements marins.....	Idem.	67.172	1.058.932
Saumons.....	Kilogr.	3.520	94.210
TOTAUX.....			16.604.138
Nombre de pêcheurs.....		31.337	

TULATION.

Océan.		Méditerranée.		Algérie.		TOTAUX pour la France et l'Algérie.	
QUANTITÉS.	VALEUR. francs.	QUANTITÉS.	VALEUR. francs.	QUANTITÉS.	VALEUR. francs.	QUANTITÉS.	VALEUR. francs.
"	"	"	"	"	"	61.885	259.460
"	"	"	"	"	"	39.425	172.665
"	"	"	"	"	"	"	"
179.595	1.306.969	1.300	15.600	550	3.300	675.149	3.244.367
54.869	313.801	"	"	"	"	183.202	1.108.218
50.351	1.398.082	"	"	"	"	84.026	2.026.297
668	15.700	"	"	"	"	19.284	382.431
73.069	203.214	"	"	"	"	206.167	792.032
300	60.000	"	"	"	"	350	105.450
566.825	18.609.600	"	"	"	"	566.825	18.609.600
23.574	848.400	200	4.600	"	"	59.093	2.168.297
600	450	"	"	"	"	18.250	18.675
18.753	1.157.480	34	6.800	"	"	90.767	2.989.215
"	"	"	"	42.216	6.420	322.216	34.420
"	"	"	"	"	"	"	"
3.140	31.800	"	"	"	"	140.817	757.590
12.400	73.800	"	"	"	"	458.450	566.785
137.818	1.847.916	"	"	"	"	594.173	8.119.426
53.192	605.232	"	"	"	"	120.364	1.664.164
650	31.250	"	"	"	"	4.170	125.460
.....	26.503.694	27.000	9.720	43.144.552
26.451		60		20		57.868	

IV. — PRODUCTION. (Suite ,

HÙTRES INDIGÈNES.

Quantités et valeur des produits récoltés. — Superficie des établissements et des bancs.

PORTS OU SYNDICATS.	ÉTABLISSEMENTS OSTREOCULTURES.									NOMBRE de CERTIFICATS de salubrité délivrés.	NOMBRE de DUPLICATA délivrés.	BANCS NATURELS.						NOMBRE D'ATTES-TATIONS délivrées
	DEMI-ÉLEVAGE.			ÉLEVAGE, ENGRAISSEMENT ou affinage.			EXPÉDITION.					CLASSÉS.			NON CLASSÉS.			
	Superficie des parcs.	Produits récoltés.		Superficie.	Quantités.	Valeur.	Superficie.	Quantités.	Valeur.			Superficie.	Quantités.	Valeur.	Superficie.	Quantités.	Valeur.	
		Quantités.	Valeur.															
Le Havre.....	"	"	"	"	"	"	"	"	"	"	"	34 00 00	68	61.450	"	"	"	"
La Hougue.....	"	"	"	"	"	"	"	"	"	"	"	"	"	"	"	"	"	"
Cancale.....	16 00 00	"	"	14 50 00	10	8.000	13 50	"	"	25	803	10.804 00 00	"	"	"	"	"	"
Saint-Malo.....	"	"	"	1 20 00	450	110.000	1 20 00	35	17.500	4	260	"	"	"	"	"	"	"
Saint-Suliac.....	"	"	"	1 00 00	80	24.000	1 00 00	72	36.000	120	"	"	"	"	"	"	"	"
Paimpol.....	"	"	"	6 63 00	50	39.000	"	"	"	3	"	"	"	"	5 00 00	10	5.000	"
Tréguier.....	"	"	"	"	"	"	"	"	"	"	"	(a) 9 40 00	"	"	(a) 23 00 00	"	"	"
Plougasnou.....	"	"	"	5 50 00	7.000	290.000	"	"	"	"	"	"	"	"	"	"	"	"
L'Aberwrach.....	"	"	"	2 70 43	1.500	200.000	12 50	10	3.000	"	"	"	"	"	"	"	"	"
Brest.....	"	"	"	30 00	30	3.000	20 00	2	1.000	50	25	"	"	"	"	"	"	"
Le Faou.....	"	"	"	9 00 00	3.000	120.000	"	"	"	"	"	"	"	"	"	"	"	"
Loctudy.....	"	"	"	"	"	"	1 25 00	80	12.000	"	"	"	"	"	"	"	"	"
Quimper.....	"	"	"	"	"	"	"	"	"	"	"	(b) 3 00 00	40	18.000	"	"	"	"
Concarneau.....	1 55 31	195	195.000	"	"	"	"	"	"	"	"	"	"	"	"	"	"	"
Doëlan.....	79 25	15	6.000	"	"	"	16 83 39	4.405	2.893.000	20	28.800	"	"	"	"	"	"	"
Port-Louis.....	"	"	"	"	"	"	5 00 00	110	4.400	"	"	"	"	"	"	"	"	"

(a) Pêche interdite en 1930.

(b) Ces bancs sont insalubres.

Quantités et valeur des produits récoltés.

ÉTABLISSEMENTS OSTRE

PORTS OU SYNDICATS.	ÉTABLISSEMENTS OSTRE					
	DEMI-ÉLEVAGE.			ÉLEVAGE, ENGRAISSEMENT ou affinage.		
	Superficie des parcs.	Produits récoltés.		Superficie.	Quantités.	Valeur.
		Quantités.	Valeur.			
h. a. c.	mille.		h. a. c.	mille.		
Etel	"	"	"	181 38 33	"	"
La Trinité-sur-Mer	8 15 00	40.000	600.000	39 21 00	4.000	840.000
Auray	47 34 00	38.500	632.000	183 18 00	1.115	400.500
Larmor-Baden	68 00 00	60.000	1.000.000	110 00 00	40.000	11.800.000
Île-aux-Moines	"	"	"	7 64 09	7.300	468.000
Séné	"	"	"	3 87 15	25	12.000
Sarzeau	3 00 00	200	45.000	72 00 00	2.800	800.000
Damgan	"	"	"	45 22 15	845	42.250
Vannes	"	"	"	28 80 40	3.825	191.250
Château-d'Oléron	"	"	"	33 01 77	200	42.000
La Tremblade	"	"	"	150 00 00	2.200	800.000
Arès	9 00 00	670	"	"	400	80.000
Gujan-Mestras	5 30 00	4.000	"	3 00 00	400	200.000
La Teste	3 00 00	400	"	"	260	130.000
Arcachon	8 00 00	890	"	49 30 00	800	300.000
Bayonne	"	"	"	2 88 00	225	30.000
Mèze	1 01 50	50	20.000	"	"	"
TOTAUX	171 65 06	144.920	2.498.000	950 84 23	76.515	16.930.000

(a) Non exploités en 1930.

(b) Dans ces chiffres sont compris les certificats de salubrité et duplicata délivrés pour les huîtres portugaises.

Nota. — Dans les ports du quartier d'Arcachon, il n'y a plus de parcs à huîtres affectés uniquement à la culture de l'huître plate.

Superficie des établissements et des bancs. (Suite.)

COULES.			NOMBRE de CERTIFICATS de salubrité délivrés.	NOMBRE de DUPLICATA délivrés.	BANCS NATURELS.						NOMBRE D'ATTENTATIONS délivrées.	
EXPÉDITION.					CLASSÉS.			NON CLASSÉS.				
Superficie.	Quantités.	Valeur.	Superficie.	Quantités.	Valeur.	Superficie.	Quantités.	Valeur.	Superficie.	Quantités.	Valeur.	
												h. a. c.
181 38 33	5.740	2.100.000	"	"	"	"	"	"	"	"	"	"
27 00 00	350	128.000	"	"	(a) 39 00 00	"	"	"	"	"	"	"
11 95	210	92.500	"	"	(a) 272 45 00	"	"	"	"	"	"	"
30 00 00	2.000	900.000	"	"	"	"	"	"	"	"	"	"
4 00 00	250	90.000	7	80	"	"	"	"	"	"	"	"
1 97 11	25	16.250	2	50	32 00 00	"	"	303 70 00	"	"	"	"
72 00 00	1.800	1.200.000	4	3.400	"	"	"	"	"	"	"	"
9 60 81	345	241.500	11	350	4 00 00	6	360	"	"	"	"	"
6 04 21	300	210.000	5	300	"	"	"	"	"	"	"	"
3 00 00	135	146.692	15.000	61.723	"	"	"	"	"	"	"	"
8 00 00	1.562	1.779.300	"	1.059.498	"	"	"	"	"	"	"	"
5 15 00	260	104.000	"	223.552	"	"	"	"	"	"	"	"
5 00 00	2.000	1.200.000	324	68.481	"	"	"	"	"	"	"	"
3 00 00	180	72.000	105	227.598	"	"	"	"	"	"	"	"
1 00 00	350	140.000	"	"	"	"	"	"	"	"	"	"
"	"	"	"	"	"	"	"	"	"	"	"	"
1 01 50	26	23.400	"	"	"	"	"	"	"	"	"	"
306 01 39	20.247	11.410.542	15.680	1.701.570	11.175 40 00	114	79.810	331 70 00	10	5.000	"	"

en raison de son petit nombre elle est cultivée dans les parcs plus spécialement affectés à la portugaise.

IV. — PRODUCTION. (Suite.)

HUÎTRES PORTUGAISES.

Quantités et valeurs des produits récoltés. —

Superficie des établissements et des bancs.

PORTS OU SYNDICATS.	ÉTABLISSEMENTS OSTRÉI						COLES.			NOM- BRE de CERTIFI- CATS de salubrité délivrés	NOM- BRE de DUPLI- CATA délivrés.	BANCS NATURELS.						NOM- BRE D'ATTES- TATIONS délivrées				
	DEMI-ÉLEVAGE.			ÉLEVAGE, ENGRAISSEMENT ou affinage.			EXPÉDITION.					CLASSÉS.			NON CLASSÉS.							
	Superficie des parcs.	Produits récoltés.		Superficie.	Quantités.		Valeur.	Superficie.	Quantités.			Valeur.	Superficie.	Quantités.		Valeur.	Superficie.		Quantités.		Valeur.	
		h. a. c.	mille.		francs.	h. a. c.			mille.					francs.	h. a. c.				mille.	francs.		h. a. c.
Boulogne-sur-Mer.....	"	"	"	3 75 00	23	6.960	"	"	"	1	"	"	"	"	"	"	"	"	"			
Etretat.....	"	"	"	56	18	7.500	"	"	"	"	"	"	"	"	"	"	"	"	"			
La Hougue.....	"	"	"	"	"	"	5 88 33	2.663	519.000	"	5.150	"	"	"	"	"	"	"	"			
L'Aberwrach.....	"	"	"	1 14 68	1.300	160.000	"	"	"	"	"	"	"	"	"	"	"	"	"			
Le Croisic.....	"	"	"	2 66 00	2.500	450.000	50 00	1.500	300.000	7	3.700	"	"	"	"	"	"	"	"			
Noirmoutier.....	"	"	"	12 62	98	13.700	"	"	"	3	"	"	"	"	"	"	"	"	"			
Beauvoir-sur-Mer.....	"	"	"	2 62	80	12.000	"	"	"	4	"	"	"	"	"	"	"	"	"			
Les Sables-d'Olonne.....	15 61 76	814	94.956	1 40 00	1.606	160.600	1 40 00	814	94.956	73	1.200	"	"	"	"	"	"	"	"			
La Rochelle.....	225 25 00	175.000	4.375.000	83 82 00	52.000	3.120.000	70 32	16.000	1.280.000	166	49.619	65 00 00	54.000	1.080.000	50 00 00	22.000	440.000	"	"			
Saint-Martin-de-Ré.....	30 70 67	3.500	105.000	37 00 00	3.000	360.000	20 00 00	6.500	465.000	574	4.326	"	"	"	"	"	"	"	"			
La Flotte.....	51 04 64	8.000	240.000	25 52 31	6.000	720.000	"	14.000	960.000	"	2.826	"	3.000	120.000	"	1.000	40.000	"	"			
Château-d'Oléron.....	340 00 00	50.513	5.308.865	348 30 99	50.513	5.051.335	4 00 00	61.194	7.755.928	15.000	61.723	"	"	"	2 00 00	"	"	"	"			
Fouras.....	"	"	"	"	"	"	"	"	"	"	"	50 00 00	35.000	980.000	"	"	"	"	1.800			
Rochefort.....	50 00 00	70.000	2.800.000	10 00 00	13.500	675.000	1 20 00	10.000	75.000	144	2.400	210 00 00	246.000	7.380.000	10 00 00	4.000	120.000	900	"			
Marennes.....	84 00 00	80.000	2.100.000	380 00 00	390.000	47.600.000	9 00 00	90.000	12.600.000	273	397.661	"	"	"	"	"	"	"	"			
La Tremblade.....	43 00 00	102.000	3.060.000	70 00 00	85.000	12.000.000	8 00 00	270.780	45.671.400	380	1.059.498	"	"	"	87 00 00	185	25.900	"	"			
Le Verdon.....	1 20 00	4.300	172.000	"	"	"	1 00 00	150	12.000	43	1.262	170 00 00	340.000	13.600.000	"	"	"	"	"			
Arès.....	15 00 00	165.000	"	303 00 00	316.000	36.120.000	5 15 00	234.319	28.933.000	"	223.552	"	"	"	"	"	"	"	"			
Gujan-Mestras.....	10 00 00	960.000	"	390 00 00	400.000	45.000.000	5 00 00	310.000	38.400.000	324	68.481	"	"	"	"	"	"	"	"			
La Teste.....	7 00 00	130.000	"	185 00 00	120.781	13.700.000	3 00 00	287.000	34.360.000	107	"	"	"	"	"	"	"	"	"			
Arcachon.....	12 00 00	250.000	"	155 00 00	130.000	14.900.000	1 00 00	45.400	5.450.000	105	227.598	"	"	"	"	"	"	"	"			
Mèze.....	1 01 50	5	650	"	"	"	1 01 50	5	1.400	"	"	"	"	"	"	"	"	"	"			
TOTAUX.....	885 83 57	1.999.132	18.256.471	1.996 76 78	1.572.419	180.057.095	66 91 15	1.350.325	176.877.684	17.204 (a)	2.108.996 (a)	495 00 00	678.000	23.160.000	149 00 00	27.185	625.000	2.700				

(a) Dans ces chiffres sont compris les certificats de salubrité et les duplicata délivrés pour les huitres plates.

IV. — PRODUCTION. (Suite.)

**MYTILICULTURE
ET AUTRES COQUILLAGES.**

Mytiliculture

SYNDICATS OU PORTS	MYTILI		
	BANGS NATURELS.		
	Superficie.	Quantités.	Valeur.
	h. a. c.	hectol.	francs.
Le Tréport	1 20 00	2.400	57.600
Le Havre	"	"	"
Honfleur	24 00 00	70.000	1.050.000
Trouville	36 00 00	12.000	600.000
Grandcamp	200 06 00	350	17.500
Granville	"	"	"
Cancale	"	"	"
Le Vivier	"	"	"
Paimpol	"	"	"
Tréguier	"	"	"
Roscoff	"	"	"
Brest	"	"	"
Quimper	"	"	"
Concarneau	"	"	"
Doëlan	10 00 00	280	56.000
Lorient	3 00 00	18	735
Port-Louis	"	"	"
Etel	"	"	"
Séné	"	"	"
Sarzeau	1 00 00	200	16.000
Damgan	141 00 00	5.153	170.019
Piriac	"	"	"
Le Croisic	"	"	"
Pornic	25 00 00	17.220	316.360
Noirmoutier	508 00 00	4.400	132.000
Beauvoir-sur-Mer	50 00 00	2.100	105.000
Saint-Gilles-sur-Vie	80 00	230	31.760
L'Aiguillon-sur-Mer	"	"	"
La Rochelle	5 00 00	1.300	52.000
Fouras	2 00 00	450	36.000
Rochefort	140 00 00	4.050	101.250
Ile d'Oléron	30 00 00	1.000	25.000
Marennes	116 00 00	1.000	20.000
La Tremblade	87 00 00	6.000	168.000
Gujan Mestras	"	"	"
La Teste	"	"	"
Arcachon	"	"	"
Mèze	"	"	"
Saint-Louis-du-Rhône	"	"	"
La Seyne	"	"	"
TOTAL	1.380 00 00	128.151	2.961.254

et autres coquillages.

CULTURE.						AUTRES COQUILLAGES.	
BOUCHOTS.			CULTURE À PLAT.			QUANTITÉS.	VALEUR.
Longueur.	Quantités.	Valeur.	Superficie.	Quantités.	Valeur.		
mètres.	hectol.	francs.	h. a. c.	hectol.	francs.	hectol.	francs.
"	"	"	"	"	"	"	"
"	"	"	"	"	"	1.780	301.560
"	"	"	"	"	"	5	2.500
"	"	"	3 24 00	100	7.500	20.000	400.000
"	"	"	"	"	"	1.400	175.000
"	"	"	"	"	"	65	6.500
"	"	"	"	"	"	21.000	105.000
"	"	"	"	"	"	50	2.500
"	"	"	"	"	"	120	3.600
"	"	"	"	"	"	150	1.500
"	"	"	30 00	85	3.000	"	"
"	"	"	"	"	"	30	4.600
"	"	"	1 18 30	128	25.600	"	"
"	"	"	2 70	8	2.400	"	"
"	"	"	1 12 50	200	10.450	10	433
"	"	"	"	"	"	120	48.000
"	"	"	"	"	"	15	1.875
"	"	"	"	"	"	102	51.000
"	"	"	1 25 00	2.570	205.600	80	40.000
32.423	26.220	1.573.200	4 22 07	1.110	66.600	244	122.000
"	"	"	15 80 00	1.650	32.500	"	"
"	"	"	90 00 00	100.000	3.500.000	1.800	60.000
"	"	"	"	"	"	520	31.200
"	"	"	4 28 00	1.500	45.000	1.100	88.000
"	"	"	"	"	"	350	35.000
"	"	"	89 00	212	67.200	109	15.490
57.000	5.010	250.500	"	"	"	1.040	62.400
195.500	43.250	4.325.000	"	"	"	124	8.680
66.000	30.000	1.500.000	"	"	"	20	7.000
103.000	75.000	3.750.000	"	"	"	70	2.800
26.942	17.500	525.000	"	"	"	6.000	180.000
30.640	5.000	325.000	"	"	"	2.800	198.500
"	"	"	"	"	"	1.000	80.000
"	"	"	"	"	"	190	11.400
"	"	"	"	"	"	940	1.880
"	"	"	"	"	"	750	6.000
"	"	"	11 08 75	2.660	212.800	"	"
"	"	"	30 00	300	18.000	"	"
"	"	"	10 00 86	9.000	1.100.000	"	"
511.505	201.980	12.248.700	143 71 18	110.523	5.296.650	61.984	2.054.418

IV — PRODUCTION. (Suite.)

RÉSERVOIRS À POISSONS

ET À CRUSTACÉS.

PORTS OU SYNDICATS.	RÉSERVOIRS À POISSONS.			RÉSERVOIRS À CRUSTACÉS.		
	NOMBRE des établissements.	QUANTITÉS ET VALEUR des produits entreposés.		NOMBRE des établissements.	QUANTITÉS ET VALEUR des produits entreposés.	
		Quantités.	Valeurs.		Quantités.	Valeurs.
Yport.....	"	"	"	4	3.000	30.000
Étretat.....	"	"	"	9	2.400	47.000
La Hougue.....	"	"	"	1	3.000	42.000
Cherbourg.....	"	"	"	3	125.000	187.000
Blainville.....	"	"	"	1	500	10.000
Granville.....	"	"	"	7	81.770	1.635.400
Saint-Malo.....	"	"	"	1	20.000	400.000
Saint-Servan.....	"	"	"	9	133.040	2.672.800
Pléneuf-Dahouet.....	"	"	"	1	5.000	150.000
Paimpol.....	"	"	"	9	650	14.300
Perros-Guirec.....	"	"	"	17	3.900	78.000
Lannion.....	"	"	"	2	600	9.000
Plougasnou.....	"	"	"	2	33.300	651.800
Roscoff.....	"	"	"	5	30.000	600.000
Plouñéour-Trez.....	"	"	"	3	12.300	241.880
Plouguerneau.....	"	"	"	1	30.000	750.000
L'Aberwrach.....	"	"	"	2	30.000	660.000
Porspoder.....	"	"	"	1	48.090	1 012.250
Brest.....	"	"	"	4	212.260	4.410.000
Camaret.....	"	"	"	40	847.554	15.611.110
Crozon.....	"	"	"	3	10.000	210.000
Douarnenez.....	"	"	"	21	209.810	3.387.450

Ile de Sein.....	"	"	"	10	261.226	3.041.625
Audierne.....	"	"	"	1	42.000	930.000
Penmarch.....	"	"	"	2	320	7.360
Guilvinec.....	"	"	"	2	1.200	25.200
Quimper.....	"	"	"	3	3.000	60.000
Concarneau.....	1	894	4.470	2	148.258	2.223.870
Doélan.....	"	"	"	1	10.000	180.000
Lorient.....	"	"	"	2	3.200	61.000
Groix.....	"	"	"	2	2.960	66.045
Étel.....	"	"	"	2	245	4.655
Quiberon.....	"	"	"	2	1.000	35.000
Séné.....	7	155	1.395	"	"	"
Le Croisic.....	"	"	"	10	3.500	70.000
Pornic.....	"	"	"	6	10.000	120.000
Noirmoutier.....	1	1.500	15.000	"	"	"
L'île d'Yeu.....	"	"	"	11	2.200	39.600
Saint-Gilles-sur-Vie.....	164	5.840	70.080	3	11.360	227.200
Le Verdon.....	10	10.000	100.000	"	"	"
Arès.....	8	70.000	700.000	"	"	"
Gujan-Mestras.....	14	40.200	472.000	"	"	"
La Teste.....	6	5.600	39.200	"	"	"
Port-Vendres.....	"	"	"	2	150.000	4.500.000
Marseille.....	16	3.380	70.850	6	8.294	257.700
Saint-Tropez.....	3	2.000	30.000	"	"	"
Saint-Raphael.....	"	"	"	3	50	1.500
Cannes.....	"	"	"	7	300	9.000
Nice.....	"	"	"	4	40.000	200.000
Calvi.....	"	"	"	1	630	19.900
Alger.....	4	20.680	140.370	"	"	"
Oran.....	"	"	"	2	300	8.500
TOTAUX.....	234	160.249	1.643.365	230	2.542.817	44.901.145

V

INDUSTRIES CONNEXES

INDUSTRIES

PORTS.	SÉCHERIES de MORUES.		FABRIQUES de CONSERVES de poissons.		ATELIERS de SALAISONS ou de fumaisons.		FABRIQUES D'ENGRAIS, de colle ou d'huile de poisson.	
	Nombre.	Personnel employé.	Nombre.	Personnel employé.	Nombre.	Personnel employé.	Nombre.	Personnel employé.
Dunkerque.....	"	"	1	88	"	"	"	"
Gravelines.....	4	143	"	"	4	19	"	"
Calais.....	"	"	"	"	4	20	"	"
Boulogne-sur-Mer.....	"	"	"	"	96	2.580	2	11
Étaples.....	"	"	"	"	2	5	"	"
Berck-sur-Mer.....	"	"	"	"	1	6	"	"
Le Crotoy.....	"	"	"	"	"	"	"	"
Cayeux-sur-Mer.....	"	"	"	"	"	"	"	"
Le Tréport.....	"	"	"	"	1	8	"	"
Dieppe.....	"	"	"	"	4	70	"	"
Saint-Valéry-en-Caux.....	"	"	"	"	2	13	"	"
Fécamp.....	5	253	1	36	35	950	2	30
Yport.....	"	"	"	"	"	"	"	"
Quillebœuf.....	"	"	"	"	"	"	"	"
Étretat.....	"	"	"	"	"	"	"	"
Le Havre.....	"	"	"	"	"	"	"	"
Honfleur.....	"	"	"	"	"	"	"	"
Trouville.....	"	"	"	"	"	"	"	"
Ouistreham.....	"	"	"	"	"	"	"	"
Courseulles.....	"	"	"	"	"	"	"	"
Port-en-Bessin.....	"	"	"	"	"	"	"	"
Grandcamp.....	"	"	"	"	"	"	"	"
La Hougue.....	"	"	"	"	"	"	"	"
Barfleur.....	"	"	"	"	"	"	"	"
Cherbourg.....	"	"	"	"	"	"	"	"
Granville.....	"	"	"	"	1	50	"	"
Cancalle.....	"	"	"	"	"	"	"	"
Saint-Malo.....	1	52	"	"	"	"	"	"
Saint-Servan.....	3	54	"	"	"	"	"	"

CONNEXES.

USINES pour la TRANSFORMATION des herbes marines (sonde, iode, etc.).		FABRIQUES DE GLACE.		FABRIQUES ou MAISONS DE VENTE de cordages, voiles, filets, lignes, etc.		CHANTIERS DE CONSTRUCTION OU DE REPARATIONS.			
Nombre.	Personnel employé.	Nombre.	Personnel employé.	Nombre.	Personnel employé.	Nombre.	Personnel employé.	Bateaux construits.	
								Nombre.	Tonnage.
"	"	"	"	3	33	4	35	3	112
"	"	2	8	2	5	2	24	3	87
"	"	2	12	3	7	1	5	4	82
"	"	5	113	16	315	7	470	18	293
"	"	2	6	"	"	1	3	9	18
"	"	1	2	3	6	1	4	(a) "	"
"	"	"	"	"	"	2	6	5	46
"	"	"	"	"	"	2	8	15	61
"	"	"	"	4	50	"	"	"	"
"	"	2	55	5	110	3	175	(a) "	"
"	"	2	6	9	110	5	128	140	939
"	"	"	"	4	40	1	2	(a) "	"
"	"	"	"	"	"	1	3	3	9
"	"	"	"	1	1	2	2	7	13
2	18	"	"	5	55	6	48	49	171
"	"	"	"	3	5	4	12	14	300
"	"	1	10	"	"	1	20	(b) "	"
"	"	"	"	"	"	2	4	4	6
"	"	"	"	"	"	1	3	2	5
"	"	"	"	2	2	3	10	4	14
"	"	"	"	10	14	5	12	9	12
"	"	1	1	1	2	2	6	12	45
"	"	"	"	"	"	2	7	12	40
"	"	1	6	6	12	2	8	2	37
"	"	1	5	3	15	2	8	5	10
"	"	1	2	2	2	1	4	4	9
"	"	"	"	"	"	3	46	4	195
"	"	"	"	"	"	3	33	(c) 283	320

(a) Réparations seulement
 (b) Réparations et constructions de bateaux de plaisance.
 (c) Dont 280 doris.

INDUSTRIES

PORTS	SECHERIES de MORUES.		FABRIQUES de CONSERVES de POISSONS.		ATELIERS de SALAISONS ou de fumaisons.		FABRIQUES d'ENGRAIS, de colle ou d'huile de poisson.	
	Nombre.	Personnel employé.	Nombre.	Personnel employé.	Nombre.	Personnel employé.	Nombre.	Personnel employé.
Pleurtuit.....	"	"	"	"	"	"	"	"
Le Légué.....	"	"	"	"	"	"	"	"
Pleubian.....	"	"	"	"	"	"	"	"
Paimpol.....	"	"	"	"	"	"	"	"
Tréguier.....	"	"	"	"	"	"	"	"
Port-Blanc.....	"	"	"	"	"	"	"	"
Perros-Guirec.....	"	"	"	"	"	"	"	"
Pleumeur-Bodou.....	"	"	"	"	"	"	"	"
Lannion.....	"	"	2	15	2	15	"	"
Plougasnou.....	"	"	"	"	"	"	"	"
Morlaix.....	"	"	"	"	"	"	"	"
Roscoff.....	"	"	"	"	"	"	"	"
Plouénéour-Trez.....	"	"	"	"	"	"	"	"
Plouguerneau.....	"	"	"	"	"	"	"	"
L'Aberwrach.....	"	"	"	"	"	"	"	"
Porspoder.....	"	"	"	"	"	"	"	"
Ouessant.....	"	"	"	"	"	"	"	"
Le Conquet.....	"	"	"	"	"	"	"	"
Brest.....	"	"	"	"	"	"	"	"
Le Faou.....	"	"	2	50	"	"	"	"
Camaret.....	"	"	3	160	"	"	"	"
Crozon.....	"	"	1	25	"	"	"	"
Douarnenez.....	"	"	18	1.850	25	150	1	6
Ile de Sein.....	"	"	"	"	"	"	"	"
Audierne.....	"	"	12	675	8	20	1	1
Penmarch.....	"	"	13	880	"	"	1	4
Guilvinec.....	"	"	10	520	"	"	1	8
Loctudy et Ile Tudy.....	"	"	3	148	"	"	"	"

(a) N'a pas fonctionné en 1930.

CONNEXES. (Suite.)

USINES pour la TRANSFORMATION des herbes marines (soude, icde, etc.).		FABRIQUES DE GLACE.		FABRIQUES ou MAISONS DE VENTE de cordages, voiles, filets, lignes, etc.		CHANTIERS DE CONSTRUCTION ou DE RÉPARATIONS. 1930			
Nombre.	Personnel employé.	Nombre.	Personnel employé.	Nombre.	Personnel employé.	Nombre.	Personnel employé.	Bateaux construits.	
								Nombre.	Tonnage.
"	"	"	"	"	"	4	60	58	150
"	"	"	"	1	12	"	"	"	"
1	(a) "	"	"	"	"	"	"	"	"
"	"	"	"	5	25	1	15	35	80
"	"	"	"	1	3	"	"	"	"
"	"	"	"	"	"	1	1	1	1
"	"	"	"	4	11	2	2	3	10
"	"	"	"	"	"	2	2	3	11
"	"	"	"	"	"	"	"	"	"
"	"	"	"	"	"	1	3	15	20
"	"	"	"	"	"	"	14	37	158
"	"	"	"	1	1	4	3	6	40
1	85	"	"	"	"	1	2	10	14
"	"	"	"	3	"	1	9	29	87
1	25	"	"	4	8	3	7	33	100
2	125	"	"	2	3	4	5	40	78
5	71	"	"	5	5	2	"	"	"
1	26	"	"	4	4	"	"	"	"
2	70	"	"	4	4	1	2	4	8
1	50	1	5	2	4	1	4	9	25
"	"	"	"	6	9	1	4	5	37
"	"	"	"	4	4	2	8	5	37
"	"	"	"	12	12	10	120	35	823
"	"	"	"	4	8	4	35	34	165
"	"	"	"	4	8	4	35	34	165
"	"	"	"	25	180	7	80	44	473
"	"	1	13	"	"	1	1	"	"
1	108	"	"	"	"	1	9	8	69
1	25	"	"	"	"	3	9	17	16
1	16	"	"	11	11	2	9	17	16
"	"	"	"	3	8	3	19	29	292
2	34	"	"	"	"	3	11	65	246

INDUSTRIES

PORTS.	SÈCHERIES de MORUES.		FABRIQUES de CONSERVES de poissons.		ATELIERS de SALAISONS ou de fumaisons.		FABRIQUES D'ENGRAIS, de colle ou d'huile de poisson.	
	Nombre.	Personnel employé.	Nombre.	Personnel employé.	Nombre.	Personnel employé.	Nombre.	Personnel employé.
Quimper.....	"	"	5	250	"	"	"	"
Concarneau.....	"	"	30	2.019	2	14	2	40
Doélan.....	"	"	3	200	"	"	"	"
Lorient.....	"	"	7	176	"	"	2	16
Port-Louis.....	"	"	4	140	1	3	"	"
Groix.....	"	"	5	480	"	"	"	"
Etel.....	"	"	6	381	"	"	"	"
Quiberon.....	"	"	11	540	"	"	"	"
La Trinité-sur-Mer.....	"	"	"	"	"	"	"	"
Auray.....	"	"	1	8	"	"	"	"
Belle-Ile.....	"	"	5	343	"	"	1	2
Vannes.....	"	"	"	"	"	"	"	"
Séné.....	"	"	"	"	"	"	"	"
Piriac-sur-Mer.....	"	"	2	90	"	"	"	"
La Turballe.....	"	"	4	274	"	"	"	"
Le Croisic.....	"	"	1	60	"	"	"	"
Saint-Nazaire.....	"	"	1	54	"	"	"	"
Paimbœuf.....	"	"	"	"	"	"	"	"
Basse-Indre.....	"	"	"	"	"	"	"	"
Nantes.....	"	"	"	"	"	"	"	"
Pornic.....	"	"	"	"	"	"	"	"
Noirmoutier.....	"	"	4	200	"	"	1	2
Beauvoir-sur-Mer.....	"	"	1	30	"	"	"	"
Île-d'Yeu.....	"	"	4	350	"	"	"	"
Saint-Gilles-sur-Vie.....	"	"	7	320	"	"	1	4
Sables-d'Olonne.....	"	"	12	580	"	"	1	5
La Rochelle.....	2	80	4	160	1	8	2	37

CONNEXES. (Suite.)

USINES pour la TRANSFORMATION des herbes marines (soude, iode, etc.).	FABRIQUES DE GLACE.	FABRIQUES ou MAISONS DE VENTE de cordages, voiles, filets, lignes, et.		CHANTIERS DE CONSTRUCTION OU DE RÉPARATIONS.					
		Nombre.	Personnel employé.	Nombre.	Personnel employé.	Bateaux construits.			
Nombre.	Personnel employé.	Nombre.	Personnel employé.	Nombre.	Personnel employé.	Nombre.	Tonnage.		
"	"	1	10	"	"	3	39	41	303
2	20	"	"	6	15	4	27	20	670
"	"	"	"	1	"	1	4	10	30
"	"	1	58	8	24	3	61	10	600
"	"	"	"	10	30	4	12	35	66
"	"	"	"	"	"	"	"	"	"
"	"	"	"	1	2	2	38	6	289
"	"	"	"	4	16	"	"	"	"
"	"	1	4	"	"	1	4	39	148
"	"	"	"	2	4	4	17	100	320
"	"	"	"	3	14	1	12	(a) "	"
"	"	"	"	1	2	2	5	(b) "	"
"	"	"	"	2	2	"	"	"	"
"	"	"	"	"	"	2	4	4	2
"	"	"	"	"	"	"	"	"	"
"	"	1	6	5	20	2	12	22	176
"	"	1	4	"	"	2	4	2	20
"	"	"	"	1	50	"	"	"	"
"	"	"	"	"	"	1	2	12	30
"	"	2	15	8	60	4	27	25	85
"	"	1	3	2	2	1	5	1	12
"	"	"	"	6	20	3	8	14	20
1	15	"	"	"	"	"	"	"	"
"	"	1	2	3	7	2	10	20	87
"	"	1	2	3	6	2	13	12	100
"	"	1	6	5	20	5	119	38	1.608
"	"	3	24	12	18	3	110	19	285

(a) Réparations seulement.

(b) Ces chantiers construisent surtout des chalands pour l'industrie ostréicole.

PORTS.	SÈCHERIES de MORUES.		FABRIQUES de CONSERVES de poissons.		ATELIERS de SALAISONS ou de fumaisons.		FABRIQUES D'ENGRAIS, de colle ou d'huile de poisson.		USINES pour la TRANSFORMATION des herbes marines (soude, iode, etc.).		FABRIQUES DE GLACE.		FABRIQUES ou MAISONS DE VENTE de cordages, voiles, filets, lignes, etc.		CHANTIERS DE CONSTRUCTION OU DE RÉPARATIONS.			
	Nombre.	Per- sonnel employé.	Nombre.	Per- sonnel employé.	Nombre.	Per- sonnel employé.	Nombre.	Per- sonnel employé.	Nombre.	Per- sonnel employé.	Nombre.	Per- sonnel employé.	Nombre.	Per- sonnel employé.	Nombre	Per- sonnel employé.	Bateaux construits. Nombre. Tonnage.	
Saint-Martin-de-Ré	"	"	"	"	"	"	"	"	"	"	"	"	1	2	2	15	21	172
La Flotte	"	"	"	"	"	"	"	"	"	"	"	"	"	"	2	3	(a)	"
Château-d'Oléron	"	"	"	"	"	"	"	"	"	"	"	1	4	3	7	34	35	
Fouras	"	"	"	"	"	"	"	"	"	"	"	"	1	1	2	2	(a)	"
Rochefort	"	"	"	"	"	"	"	"	"	"	"	"	"	"	1	2	8	4
Marennes	"	"	"	"	"	"	"	"	"	"	"	"	2	5	6	9	40	87
La Tremblade	"	"	"	"	"	"	"	"	"	"	"	"	3	7	4	20	108	172
Royan	"	"	"	"	"	"	"	"	"	"	1	2	1	2	1	5	(a)	"
Blaye	"	"	"	"	"	"	"	"	"	"	1	3	"	"	2	6	(b)	"
Bordeaux	26	620	"	"	"	"	"	"	"	"	10	90	18	180	20	500	(c)	"
Arès	"	"	"	"	"	"	"	"	"	"	1	3	3	13	5	8	55	69
Gujan-Mestras	"	"	6	280	1	58	1	5	"	"	"	"	1	8	8	62	103	329
La Teste	"	"	2	90	"	"	"	"	"	"	"	"	2	80	3	14	76	505
Arcachon	"	"	3	45	"	"	"	"	"	"	2	6	3	5	4	40	15	65
Sames	"	"	"	"	"	"	"	"	"	"	"	"	2	4	8	23	64	195
Bayonne	"	"	1	80	"	"	"	"	"	"	3	20	5	15	3	20	15	50
Saint-Jean-de-Luz	"	"	9	720	11	130	2	18	"	"	1	12	3	4	3	26	9	16
Banyuls	"	"	"	"	"	"	"	"	"	"	"	"	1	2	2	3	(a)	"
Collioure	"	"	"	"	42	320	"	"	"	"	"	"	"	"	2	3	3	2
Saint-Laurent-de-la-Salanque	"	"	"	"	2	7	"	"	"	"	"	"	"	"	"	"	"	"
Gruissan	"	"	"	"	"	"	"	"	"	"	"	"	"	"	2	4	28	25
La Nouvelle	"	"	1	25	"	"	"	"	"	"	1	3	"	"	1	3	5	3
Agde	"	"	1	(d)	"	"	"	"	"	"	2	10	4	8	3	7	20	26
Méze	"	"	"	"	"	"	"	"	"	"	"	"	1	3	"	"	"	"
Sète	"	"	2	70	"	"	"	"	"	"	2	17	6	10	6	27	34	60
Palavas	"	"	"	"	"	"	"	"	"	"	"	"	"	"	3	5	90	100
Grau-du-Roi	"	"	"	"	"	"	"	"	"	"	1	2	2	3	2	4	17	20
Port-S ^t -Louis-du-Rhône	"	"	"	"	"	"	"	"	"	"	1	1	"	"	1	1	(a)	"
Port-de-Bouc	1	30	"	"	"	"	"	"	"	"	1	2	"	"	1	600	(b)	"
Martigues	"	"	3	37	2	7	"	"	"	"	1	1	"	"	4	30	20	72

(a) Réparations seulement.
 (b) Ces chantiers n'ont construit que des yachts.
 (c) Ces chantiers n'ont construit que des navires de commerce.
 (d) N'a pas fonctionné en 1930.

PORTS	SÈCHERIES de MORUES.		FABRIQUES de CONSERVES de poissons.		ATELIERS de SALAISONS ou de fumaisons.		FABRIQUES d'ENGRAIS, de colle ou d'huile de poisson.		USINES pour la TRANSFORMATION des herbes marines (sonde, iode, etc.).		FABRIQUES DE GLACE.		FABRIQUES ou MAISONS DE VENTE de cordages, voiles, filets, lignes, etc.		CHANTIERS DE CONSTRUCTION OU DE RÉPARATIONS.			
	Nombre.	Personnel employé.	Nombre.	Personnel employé.	Nombre.	Personnel employé.	Nombre.	Personnel employé.	Nombre.	Personnel employé.	Nombre.	Personnel employé.	Nombre.	Personnel employé.	Nombre.	Personnel employé.	Bateaux construits.	
																	Nombre.	Tonnage.
Marseille.....	"	"	"	"	"	"	"	"	"	"	4	13	"	"	10	29	31	105
Cassis.....	"	"	"	"	"	"	"	"	"	"	1	1	"	"	"	"	"	"
La Seyne.....	"	"	"	"	"	"	"	"	"	"	"	"	"	4	35	(v) 46	115	
Toulon.....	"	"	"	"	"	"	"	"	"	"	"	"	2	4	1	3	5	9
Vieux-Salins d'Hyères.....	"	"	"	"	"	"	"	"	"	"	2	26	"	"	"	"	"	"
Saint-Tropez.....	"	"	"	"	"	"	"	"	"	"	"	"	"	3	25	(a) 1	2	
Cannes.....	"	"	"	"	"	"	"	"	"	"	2	30	4	12	1	20	3	7
Antibes.....	"	"	"	"	"	"	"	"	"	"	"	"	"	2	8	10	20	
Golfe Juan.....	"	"	"	"	"	"	"	"	"	"	"	"	1	2	1	3	2	5
Cagnes.....	"	"	"	"	1	6	"	"	"	"	"	"	2	2	6	10	51	91
Nice.....	"	"	"	"	"	"	"	"	"	"	2	22	1	3	2	5	(b) "	"
Menton.....	"	"	"	"	"	"	"	"	"	"	"	"	"	1	1	3	3	
Bastia.....	"	"	"	"	"	"	"	"	"	"	3	10	1	2	3	4	3	3
La Calle.....	"	"	"	"	3	16	"	"	"	"	1	4	"	"	"	"	"	"
Bône.....	"	"	"	"	6	60	"	"	"	"	3	17	6	15	5	11	20	31
Philippeville.....	"	"	4	260	6	350	"	"	"	"	2	20	3	10	3	11	31	56
Collo.....	"	"	"	"	4	22	"	"	"	"	"	"	2	2	"	"	"	"
Djidjelli.....	"	"	"	"	3	5	"	"	"	"	1	3	1	4	2	3	2	4
Bougie.....	"	"	"	"	2	5	"	"	"	"	3	10	2	6	1	10	5	5
Alger.....	"	"	"	"	"	"	"	"	"	"	2	12	3	6	3	20	15	32
Castiglione.....	"	"	7	305	10	55	"	"	"	"	"	"	"	3	8	27	33	
Cherchell.....	"	"	1	(c) "	2	5	"	"	"	"	1	4	1	2	"	"	"	"
Ténès.....	"	"	1	60	6	70	"	"	"	"	1	3	"	"	1	3	3	4
Oran.....	"	"	3	106	9	70	"	"	"	"	4	32	2	10	13	76	31	113
Nemours.....	"	"	2	80	21	500	"	"	"	"	"	"	"	"	"	"	"	"
Mostaganem.....	"	"	"	"	"	"	"	"	"	"	"	"	"	4	20	10	11	
TOTAUX.....	42	1.222	229	13.261	320	5.617	21	180	24	688	98	761	355	1.841	358	3.785	2.634	13.244

(a) Construisent également des bateaux de plaisance et des navires de commerce.
 (b) Réparations seulement.
 (c) N'a pas fonctionné en 1930.

TABLE DES MATIÈRES.

	Pages.
I. RENSEIGNEMENTS GÉNÉRAUX :	
Rapport au Ministre de la Marine marchande.....	5
Tableaux annexes.....	9
Graphique de la pêche à la morue.....	11
— de la pêche du hareng.....	13
— de la pêche de la sardine.....	15
— de l'ostréiculture.....	17
— de la pêche du maquereau.....	19
— de la pêche du thon.....	21
— de la pêche du homard et de la langouste.....	23
— de la pêche du poisson frais.....	25
Tableaux comparatifs des résultats de la pêche (pêche en bateau et pêche à pied) et de l'ostréiculture (huîtres portugaises et indigènes) pour les années 1926 à 1930.....	27 et 30
II. ARMEMENT :	
1° Nombre de bateaux armés en pêche. — Renseignements sur le tonnage des bateaux.....	31
2° Nombre de bateaux ayant pris part aux différentes sortes de pêches avec désignation des engins. — Quantités de marée fraîche débarquée dans chaque syndicat et valeur correspondante. — Valeur totale des produits débarqués.....	55
III. PERSONNEL :	
Renseignements sur le personnel pratiquant la <i>pêche en bateau</i> (importance numérique, qualités, âges, industries exercées accessoirement).	73
Renseignements sur le personnel pratiquant la <i>pêche à pied</i>	141
IV. PRODUCTION :	
1° Production de grande pêche :	
Terre-Neuve, Groenland et Islande (Rendement par ports d'armement des bateaux pêcheurs et ports de débarquement des produits de la pêche).....	98
2° Production générale de la pêche en bateau :	
Grande pêche, pêche au large, pêche côtière, pêche dans les étangs salés et la partie maritime des fleuves et rivières.....	105

3° Production générale de la pêche à pied et indication du nombre des pêcheurs y prenant part.....	141
4° Ostréiculture, mytiliculture et autres coquillages, réservoirs à poissons et à crustacés.	
a) Ostréiculture :	
1. Huitres indigènes.....	145
2. Huitres portugaises.....	151
b) Mytiliculture et autres coquillages.....	155
c) Réservoirs à poissons et à crustacés.....	159
V. INDUSTRIES CONNEXES.....	163