

STATISTIQUE

DES

PÊCHES MARITIMES

1932-1936

RÉPUBLIQUE FRANÇAISE

MINISTÈRE DE LA MARINE MARCHANDE

DIRECTION DES PÊCHES MARITIMES ET DU PERSONNEL. — BUREAU DES AFFAIRES ÉCONOMIQUES
ET DES INSTITUTIONS DE MUTUALITÉ INTÉRESSANT LA PÊCHE

STATISTIQUE

DES

PÊCHES MARITIMES

ANNÉE 1932



PARIS

IMPRIMERIE NATIONALE

1934

STATISTIQUE
DES
PÊCHES MARITIMES.

ANNÉE 1932.

I

RENSEIGNEMENTS GÉNÉRAUX.

RAPPORT AU MINISTRE.

J'ai l'honneur de soumettre à Monsieur le Ministre la statistique des pêches maritimes, de la mytiliculture et de l'ostréiculture pour l'année 1932 et de lui exposer succinctement les résultats de la pêche au cours de la même année.

I. — MATÉRIEL.

En 1931, le nombre des navires de pêche armés était de 24.990 unités représentant 276.225 tonneaux, il était en 1932 de 25.018 pour un tonnage total de 280.024.

On peut donc constater une augmentation du nombre des bateaux et du tonnage total.

Le nombre des voiliers continue à diminuer, il est de 15.060 en 1932, pour un tonnage de 98.383 tonneaux contre 15.688 navires représentant 95.099 tonneaux en 1931.

Par contre, les navires à moteur passent de 8.737 (55.564 tonneaux) en 1931 à 9.414 (62.484 tonneaux). pour 1932. Quant aux navires à vapeur leur nombre est de 544 (119.157 tonneaux) en 1932 contre 565 (125.562 tonneaux en 1931).

Le tableau ci-dessous donne le nombre et le tonnage des bateaux de pêche armés de 1914 à 1932 :

ANNÉES.	NOMBRE DES BATEAUX.			TONNAGE DES BATEAUX.		
	Vapeurs.	Bateaux à propulsion mécanique.	Voiliers.	Vapeurs.	Bateaux à propulsion mécanique	Voiliers.
1914.....	347	375	25.946	66.604	1.865	201.130
1915.....	148	267	pontés 2.493 non pontés 12.413	16.160	844	pontés 59.373 non pontés 36.366
1916.....	84	260	pontés 2.402 non pontés 11.951	5.166	1.036	pontés 70.939 non pontés 36.023
1917.....	85	331	pontés 2.240 non pontés 12.207	4.401	1.486	pontés 51.702 non pontés 37.656
1918.....	94	423	pontés 2.496 non pontés 12.570	7.755	1.830	pontés 55.434 non pontés 38.289
1919.....	334	570	pontés 3.032 non pontés 14.973	48.341	2.964	pontés 75.005 non pontés 45.917
1920.....	379	689	pontés 3.102 non pontés 16.480	57.407	3.567	pontés 76.611 non pontés 50.961
1921.....	436	819	pontés 3.150 non pontés 17.035	75.183	4.589	pontés 92.171 non pontés 50.092
1922.....	476	968	pontés 3.346 non pontés 17.359	84.772	4.925	pontés 97.516 non pontés 52.204
1923.....	494	1.162	pontés 3.521 non pontés 17.219	87.149	6.736	pontés 97.857 non pontés 49.345
1924.....	504	1.827	21.267	88.936	9.295	144.682
1925.....	535	2.387	20.289	90.098	13.885	152.874
1926.....	566	3.570	19.812	109.449	20.718	146.457
1927.....	570	4.674	19.746	111.952	28.355	138.671
1928.....	557	5.406	18.766	117.133	33.833	128.651
1929.....	574	6.396	17.720	120.293	40.458	126.580
1930.....	572	7.869	16.615	126.948	54.093	111.858
1931.....	565	8.737	15.688	125.562	55.564	95.099
1932.....	544	9.414	15.060	119.157	62.484	98.383

II - PERSONNEL.

Le nombre total des pêcheurs pratiquant la pêche en bateau s'est élevé en 1932 à 79.799 alors qu'il était de 78.973 en 1931. Celui des pêcheurs à pied est de 59.409 en 1932 contre 58.738 en 1931.

III. — PRODUCTION.

La valeur globale des produits de la pêche en bateau est de 929.800.000 francs contre 1.113.000.000 francs en 1931.

La production de la pêche en bateau s'élève à 306.900.000 kilos contre 304.000.000 kilos en 1931; cette augmentation est due principalement à un rendement supérieur de la grande pêche en 1932 (44.000.000 kilos contre 42.470.000 kilos en 1931); les résultats de la pêche fraîche sont à peu près identiques : 262.810.000 kilos en 1932 contre 262.026.000 en 1931.

J'ai l'honneur de proposer au Ministre de faire tirer à 350 exemplaires la présente statistique qui sera répartie entre les administrateurs de l'inscription maritime et les personnalités et groupements qu'elle est susceptible d'intéresser; 50 exemplaires seraient réservés pour la vente.

La dépense d'impression sera imputée sur les fonds du chapitre 4, article 10, exercice courant.

Le Conseiller d'État,
Directeur des Pêches maritimes et du Personnel,
Signé : LECOURBE.

APPROUVÉ :

Paris, le 6 juillet 1934.

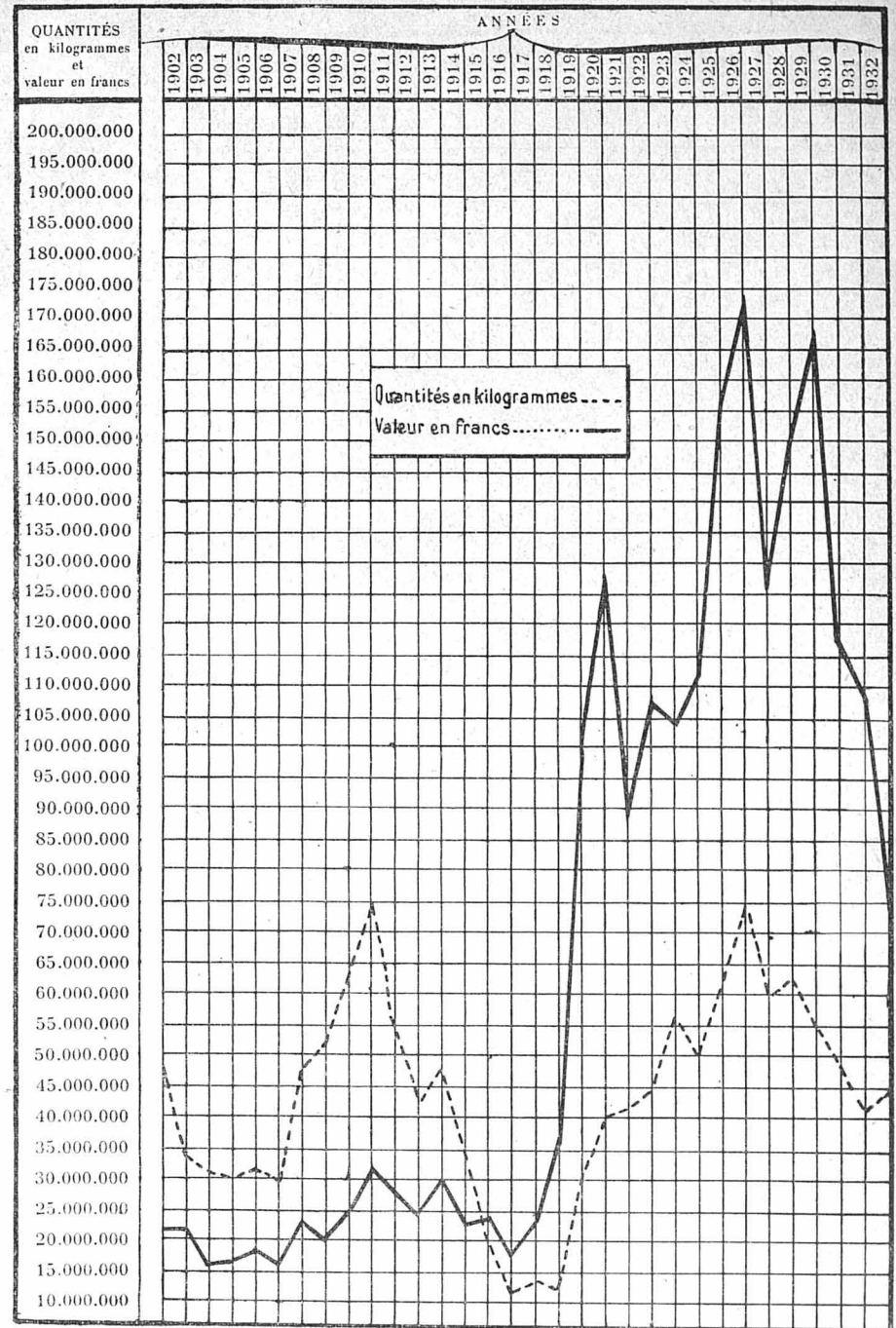
Le Ministre de la Marine Marchande,

Signé : William BERTRAND.

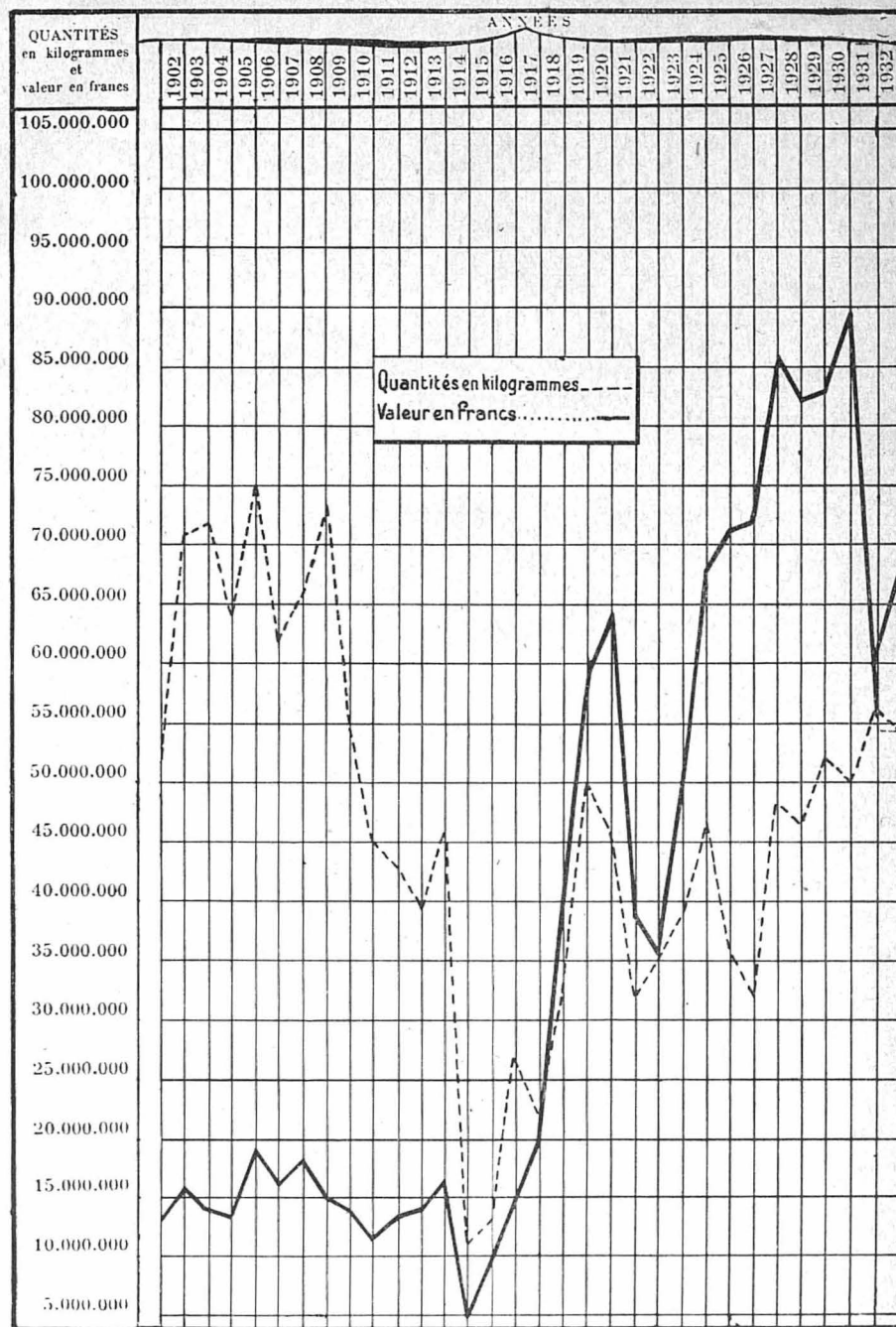
TABLEAUX ANNEXES.

- 1° — Graphique de la pêche de la *morue* de 1902 à 1932.
- 2° — Graphique de la pêche du *hareng*.
- 3° — Graphique de la pêche de la *sardine*.
- 4° — Graphique pour l'*Ostréiculture*. — Rendement en nombre et en valeur de 1901 à 1932.
- 5° — Graphique pour la pêche du *maquereau* de 1923 à 1932.
- 6° — Graphique pour la pêche du *thon*.
- 7° — Graphique pour la pêche des *homards* et *langoustes*.
- 8° — Graphique pour la pêche du poisson frais.

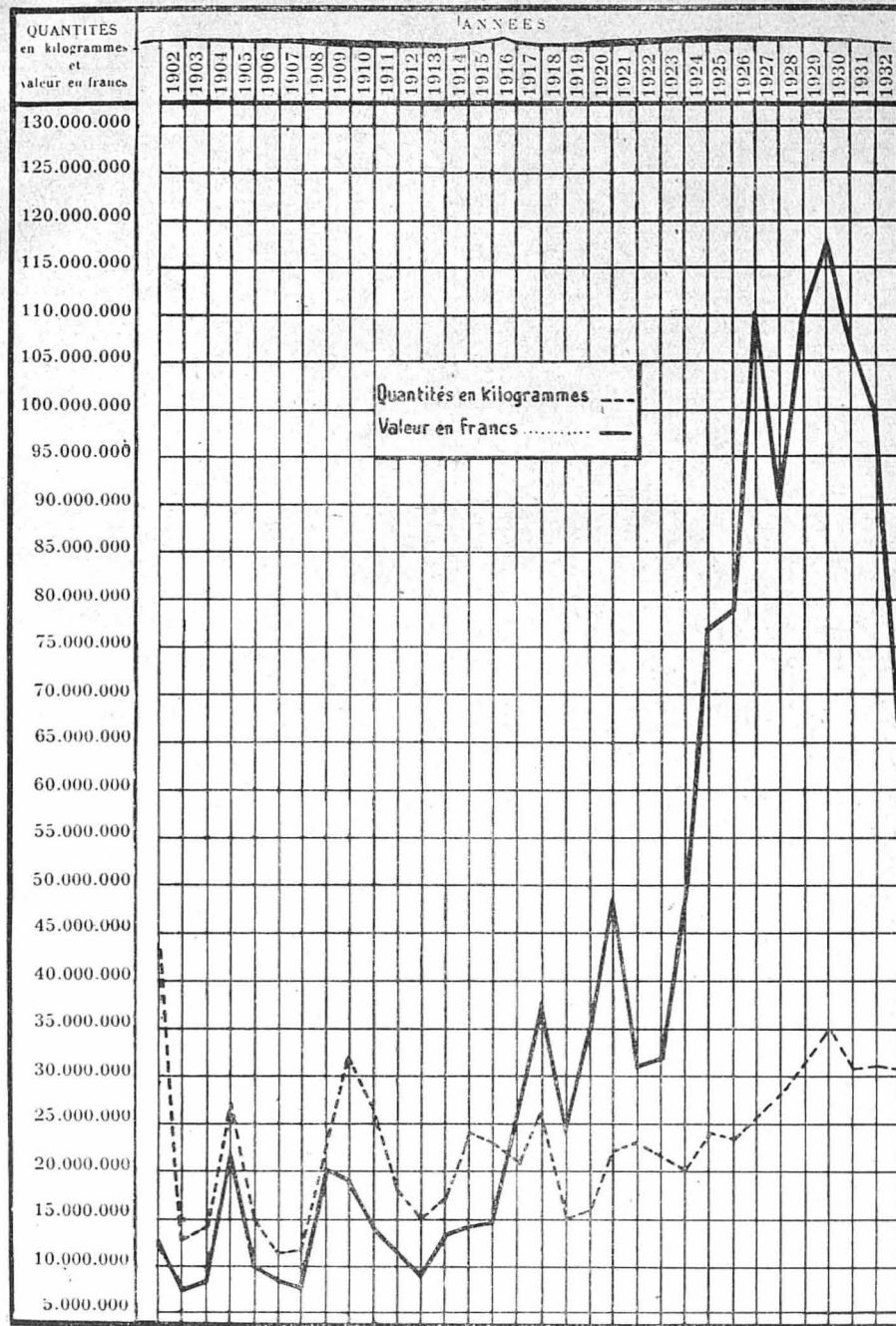
Pêche de la MORUE de 1902 à 1932.



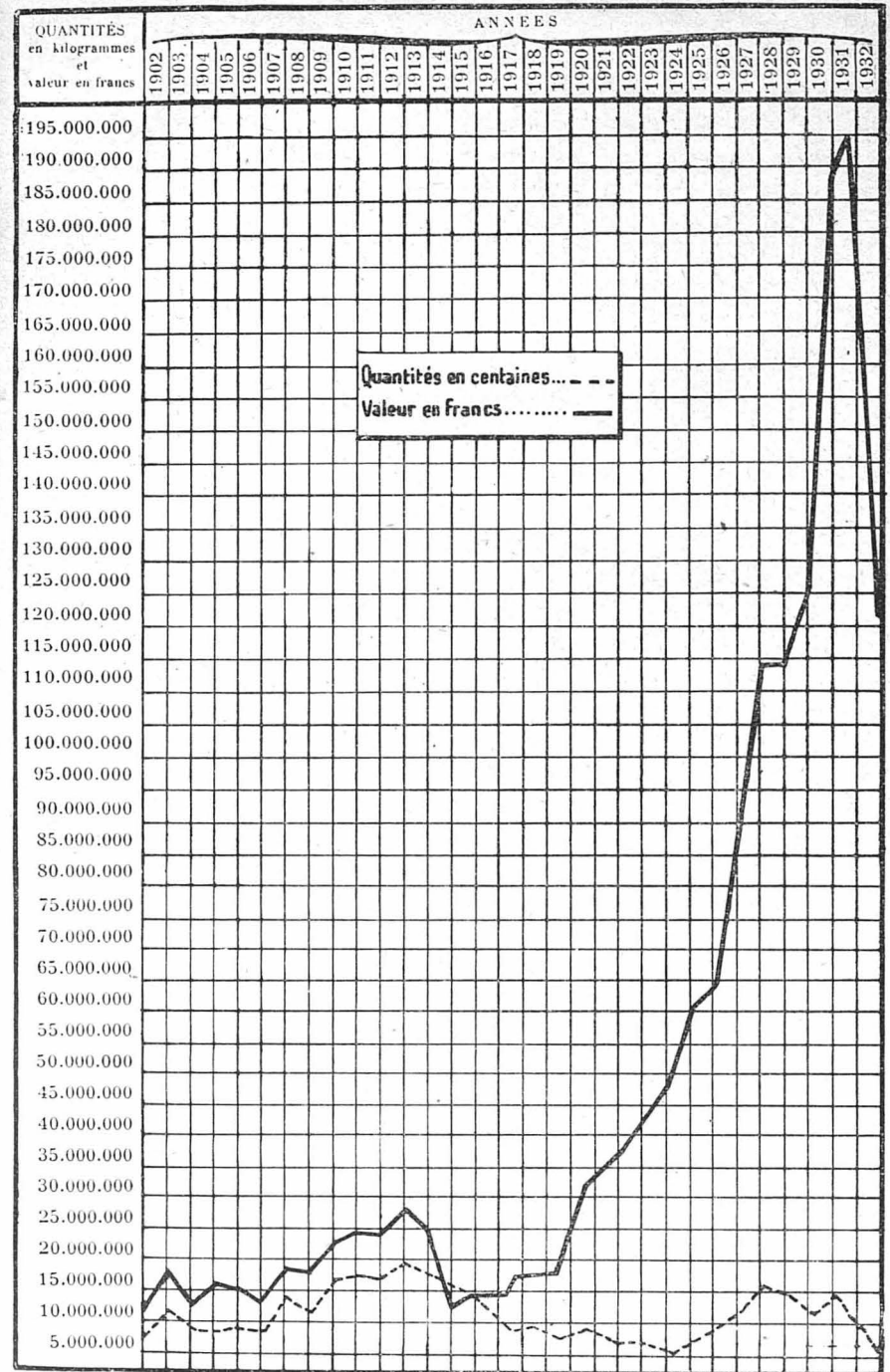
Pêche du HARENG de 1902 à 1932.



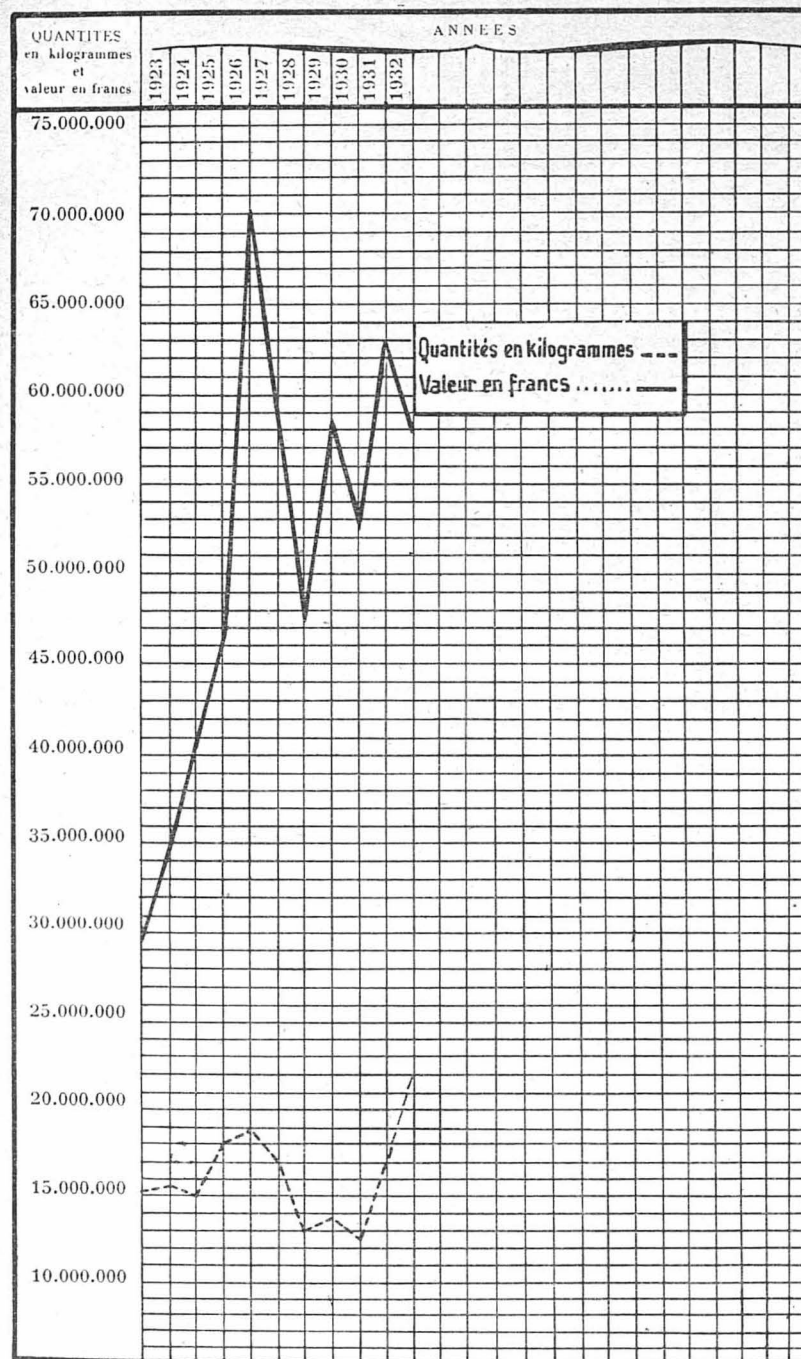
Pêche de la SARDINE de 1902 à 1932.



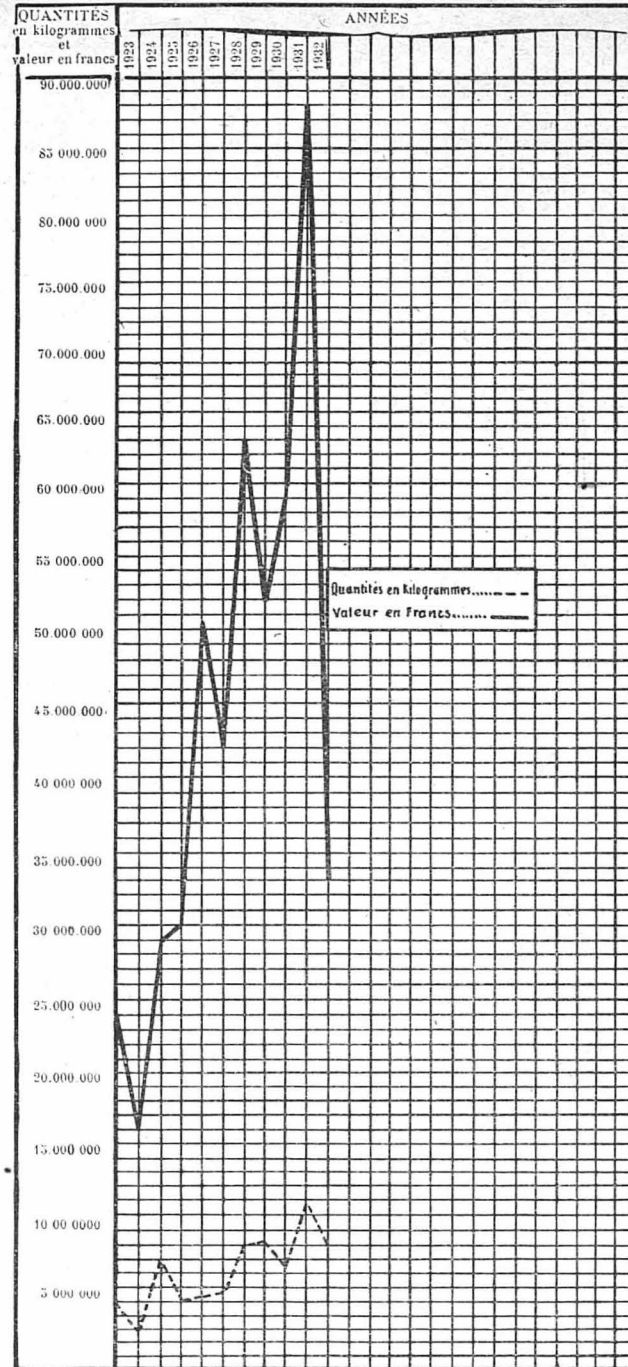
OSTRÉICULTURE. — Rendement en nombre et en valeur de 1902 à 1932.



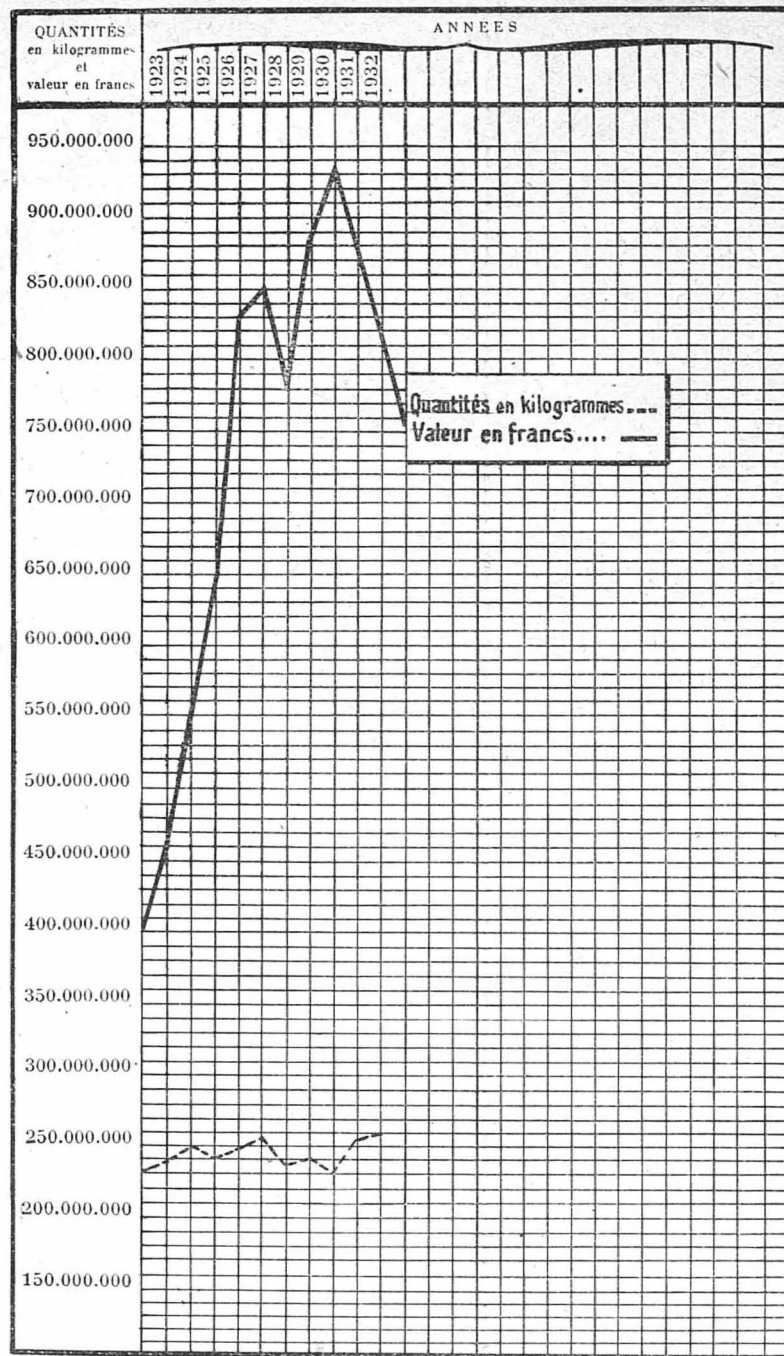
Pêche du MAQUEREAU de 1923 à 1932.



Pêche au THON de 1923 à 1932.



Pêche du POISSON FRAIS de 1923 à 1932.



TABLEAUX COMPARATIFS

des résultats

*de la pêche (pêche en bateau et pêche à pied) et de l'ostréiculture (huîtres indigènes
et huîtres portugaises) pour les années 1928 à 1932.*

(Quantités et valeurs des produits débarqués dans les ports français.)

TABLEAU comparatif des résultats de la pêche (pêche en bateau et pêche à pied) pour les années 1928 à 1932.

DÉSIGNATION DES PRODUITS.	UNITÉS de quan- tité.	1928.		1929.		1930.		1931.		1932.		
		QUANTITÉS.	VALEUR. francs.	QUANTITÉS.	VALEUR. francs.	QUANTITÉS.	VALEUR. francs.	QUANTITÉS.	VALEUR. francs.	QUANTITÉS.	VALEUR. francs.	
Islande.	Morue.	Kilogr.	3.487.029	10.558.831	2.751.878	9.923.047	5.220.265	15.380.166	8.016.641	19.069.458	17.598.397	27.379.787
	Rogue.	Idem.	80.382	172.098	61.443	53.543	9.920	10.110	694.563	1.198.333	24.691	44.505
	Huile.	Litre.	106.418	202.371	51.113	174.132	102.300	372.857	142.550	370.335	267.043	476.738
Groënland.	Morue.	Kilogr.	"	"	2.736.636	10.841.320	15.515.255	33.559.097	27.141.671	68.461.079	19.945.716	30.719.338
	Rogue.	Idem.	"	"	8.400	10.500	5.200	5.200	3.950	5.946	18.683	4.245
	Huile.	Litre.	"	"	110.534	352.836	238.231	551.515	573.306	1.315.058	44.860	51.792
Feroë et Dogger-Bank	Morue.	Kilogr.	"	"	"	"	"	"	"	"	"	"
	Rogue.	Idem.	"	"	"	"	"	"	"	"	"	"
	Huile.	Litre.	"	"	"	"	"	"	"	"	"	"
Terre-Neuve.	Morue.	Kilogr.	54.692.531	127.302.817	47.381.593	139.504.830	28.624.402	67.442.830	7.156.087	20.803.829	6.544.222	9.052.944
	Rogue.	Idem.	25.875	100.500	"	"	2.700	2.700	"	"	"	"
	Huile.	Litre.	379.691	1.224.395	697.211	2.551.563	330.526	1.135.759	98.339	483.297	29.030	42.015
Poissons divers de la côte occidentale d'Afrique.	Kilogr.	"	"	"	"	"	"	1.256.762	5.822.210	2.009.280	6.559.155	
Cabillauds.	Idem.	1.008.733	4.864.678	1.126.014	4.958.310	1.263.542	5.831.520	1.077.789	4.470.665	980.226	4.337.862	
Merlus ou colins.	Idem.	10.445.140	81.638.468	11.654.000	107.800.050	12.101.817	93.993.272	14.386.137	105.793.174	12.746.671	88.208.472	
Turbots.	Idem.	805.500	12.096.094	862.043	13.757.754	1.020.401	17.181.260	815.473	10.392.158	1.008.823	11.293.204	
Barbues.	Idem.	513.495	7.845.237	451.209	6.734.688	690.956	10.447.419	460.406	6.021.250	613.736	7.170.387	
Carrelots ou plies.	Idem.	2.831.648	16.314.559	2.723.141	15.444.573	2.957.327	17.154.173	4.055.077	18.922.316	5.037.653	19.997.633	
Soles.	Idem.	1.854.502	40.038.705	2.021.261	45.825.552	1.615.649	39.170.530	1.526.138	34.109.635	1.715.445	34.500.419	
Congres.	Idem.	1.903.368	9.568.593	1.389.692	7.031.733	2.581.055	13.375.660	2.229.844	11.283.430	2.436.675	11.322.619	
Raies.	Idem.	11.109.527	40.995.619	12.358.857	45.098.931	12.037.012	43.134.029	14.394.956	40.889.416	14.473.953	38.064.174	
Mulets et bars.	Idem.	1.492.878	18.430.597	1.671.714	19.670.275	1.695.772	21.887.243	1.752.015	19.711.670	1.749.170	19.150.168	
Harengs.	salés.	Idem.	9.355.315	15.778.535	8.382.799	13.373.930	6.059.681	12.640.040	9.089.479	11.955.394	9.077.893	12.053.698
	fraîs.	Idem.	36.847.695	66.773.080	43.501.648	69.365.278	42.196.736	76.157.417	47.872.278	45.242.844	45.427.003	55.246.891
Maquereaux.	salés.	Idem.	535.640	1.894.353	375.284	2.048.207	496.356	1.421.473	350.714	1.268.504	328.432	872.860
	fraîs.	Idem.	12.654.925	45.747.711	13.298.163	56.379.108	12.272.625	51.142.738	17.096.473	61.090.742	20.860.317	57.523.814
Merlans.	Idem.	17.880.425	61.369.197	21.607.927	66.010.105	25.385.877	94.545.689	28.518.923	69.927.851	29.789.337	68.779.019	
Sardines.	Idem.	31.382.796	110.226.941	35.870.313	116.935.833	30.752.142	105.711.443	30.630.589	98.244.167	30.176.809	66.912.467	
Sprats.	Idem.	970.281	1.148.250	2.072.277	2.630.802	2.694.452	3.280.982	3.764.020	3.477.293	2.074.947	1.038.577	
Anchois.	Idem.	2.752.120	4.362.649	2.503.260	3.442.705	4.260.864	6.516.055	2.897.955	3.056.268	4.642.677	3.673.057	
Thons.	blancs ou germons.	Idem.	7.682.007	54.750.725	7.523.287	42.173.908	6.178.185	49.057.979	10.483.596	77.152.930	7.762.080	26.107.840
	francs ou thons rou- ges.	Idem.	1.387.927	9.406.245	1.559.026	10.765.933	1.509.478	11.200.693	1.519.908	11.390.897	1.127.583	8.843.435
Sammons.	Idem.	95.841	3.129.824	82.852	3.037.201	50.647	2.100.110	38.570	1.319.573	68.890	1.626.431	
Esturgeons.	Idem.	22.024	162.910	24.560	171.210	18.872	176.704	30.350	270.986	11.400	87.215	
Anguilles.	Kilogr.	895.381	4.558.346	1.076.383	4.883.117	877.263	4.144.389	787.979	4.115.032	736.648	3.122.375	
Eperlans.	Idem.	94.452	387.401	41.502	201.061	41.595	204.094	24.296	143.026	116.486	401.167	
Aloses.	Idem.	168.731	1.188.293	158.311	1.533.191	155.005	1.519.040	146.720	1.440.575	187.630	1.764.560	
Poissons divers.	Idem.	33.882.601	174.168.821	50.705.364	223.781.249	60.358.584	254.531.003	55.861.783	220.949.568	58.252.462	205.304.427	
Crevettes.	grises ou roses.	Idem.	1.358.681	9.718.527	2.157.426	15.871.618	2.832.780	17.631.993	3.152.447	19.101.940	3.018.884	20.540.396
	salicoques dites bou- quet.	Idem.	345.101	5.611.358	302.371	5.061.924	279.521	6.301.510	280.921	5.542.124	358.836	5.669.577
Homards et langoustes.	Idem.	3.230.094	54.417.428	2.618.645	50.275.203	2.302.606	52.290.072	2.162.301	44.259.259	1.848.035	35.527.880	
Langoustes de Mauritanie dites langoustes vertes.	Idem.	221.450	2.781.907	264.460	3.711.515	192.790	3.051.150	382.940	5.084.126	373.699	4.911.166	
Crabes pouparts ou tour- teaux.	Idem.	2.587.285	3.935.620	2.689.402	4.455.039	3.305.197	6.313.456	3.542.696	6.590.390	2.875.637	4.844.502	
Crustacés divers.	Idem.	2.742.556	8.090.560	2.167.854	7.459.851	2.587.418	9.820.868	2.702.455	10.890.564	2.057.643	7.278.528	
Huitres plates.	Mille.	524	332.747	608	401.880	475	197.351	139	113.287	43	39.750	
Huitres portugaises.	Hectol.	925.703	18.524.470	914.404	23.073.780	890.640	28.887.800	455.427	8.354.190	550.727	9.414.840	
Moules.	Hectol.	233.858	5.277.002	231.233	6.164.224	203.295	6.125.842	159.012	5.854.717	236.298	6.003.100	
Coquilles de Saint-Jacques.	Nombre.	7.772.097	5.177.081	21.260.505	9.670.386	8.711.981	5.939.712	21.892.458	18.528.562	14.934.630	8.836.416	
Petonectes.	Hectol.	9.433	731.260	17.586	1.439.850	19.647	2.181.430	24.356	2.352.480	28.864	2.585.945	
Mollusques divers.	Idem.	190.873	6.776.945	174.873	7.373.108	204.861	3.375.545	171.093	9.350.975	183.558	8.577.248	
vers pour appâts.	Kilogr.	211.239	957.235	163.967	184.463	160.908	902.082	156.965	815.595	180.262	910.232	
Oursins.	Nombre.	4.012.825	317.536	4.424.974	456.043	5.531.028	685.482	5.320.762	832.046	5.662.420	721.569	
Violetes.	Idem.	2.254.920	309.145	2.003.100	340.300	1.533.220	263.370	1.570.440	286.800	3.415.120	592.380	
Oiseaux de mer.	Idem.	"	"	"	"	"	"	"	"	"	"	
Corail.	Kilogr.	507	99.300	785	144.700	522	220.850	247	71.225	"	"	
Lichen.	Idem.	442.230	485.377	813.885	1.385.007	709.250	857.075	774.740	832.190	968.610	801.135	
Varech, goémon, pailleule.	M. cube.	1.372.069	18.282.830	1.274.495	26.162.153	1.157.754	23.359.323	1.194.459	17.496.988	1.115.217	13.459.567	
Sables coquilliers, amen- dements marins.	Idem.	213.679	2.931.515	277.663	4.178.019	263.310	4.300.523	292.394	5.764.889	446.566	5.498.607	
VALEUR TOTALE des produits de la pêche en mer.			1.071.163.786		1.214.909.538		1.232.690.623		1.142.301.556		958.144.158	
Nombre de pêcheurs.	en bateau.		84.056		83.275		82.671		78.973		79.799	
	à pied.		52.723		47.722		57.868		58.738		59.409	
Nombre des bateaux.	à vapeur.		557		574		752		565		544	
	à propulsion mécanique.		5.406	24.729	6.396	24.690	7.869	25.056	8.737	24.990	9.414	
	à voiles.		18.766		17.720		16.615		15.688		15.060	
Tonnage des bateaux.	à vapeur.		117.133		120.293		126.948		125.562		110.157	
	à propulsion mécanique.		33.833	279.617	40.458	287.331	54.093	292.899	55.564	276.225	62.484	
	à voiles.		128.651		126.580		111.858		95.099		98.383	

TABLEAU comparatif des résultats de l'ostréiculture (huîtres indigènes et huîtres portugaises)
pour les années 1928 à 1932.

ANNÉES.	HUITRES INDIGÈNES.		HUITRES PORTUGAISES.		TOTAL.	
	QUANTITÉS. (Nombre.)	VALEUR. (Francs.)	QUANTITÉS. (Nombre.)	VALEUR. (Francs.)	QUANTITÉS. (Nombre.)	VALEUR. (Francs.)
1928-1929.....	13.190.000	10.185.272	1.136.745.000	115.739.200	1.149.935.000	125.924.472
1930-1931.....	20.247.000	11.410.542	1.350.325.000	176.877.684	1.370.572.000	188.288.226
1931-1932.....	65.652.000	32.168.650	1.227.656.000	165.866.230	1.293.308.000	198.034.880
1932-1933.....	37.715.000	15.385.755	701.248.000	106.177.350	738.963.000	121.563.105

ARMEMENT.

II

- I. Nombre de bateaux armés en pêche. — Renseignements sur le tonnage de bateaux.
- II. Nombre de bateaux ayant pris part aux pêches saisonnières. — Quantités de marée fraîche débarquée dans chaque syndicat et valeur correspondante. — Valeur totale des produits de pêche débarqués.

II. ARMEMENT. — Nombre de bateaux armés. —

QUARTIERS.	PORTS.	SO-CIÉTÉS ou COMPAGNIES d'armement.	ARMA-TEURS.	PATRONS propriétaires.	BATEAUX À VAPEUR.						TOTAL du tonnage.
					RÉPARTITION SUIVANT LE TONNAGE.						
					NOMBRE.	0 à 50 t.	51 à 100 t.	101 à 200 t.	201 à 500 t.	Plus de 500 t.	
Dunkerque.....	Dunkerque.....	"	14	"	"	"	"	"	"	"	
	Gravelines.....	"	3	"	"	"	"	"	"	"	
Calais.....	Calais.....	"	3	"	"	"	"	"	"	"	
	Boulogne.....	"	14	"	47	"	2	"	41	4	
Boulogne-s.-Mer.	Boulogne.....	"	75	"	75	4	15	20	33	3	
	Étaples.....	"	5	"	107	"	2	1	6	"	
	Berck-sur-Mer.....	"	2	"	23	"	"	"	"	"	
	Le Crotoy.....	"	2	"	40	"	"	"	"	"	
	S ^t -Valery-s.-Somme.	"	70	"	12	"	"	"	"	"	
	Cayeux.....	"	12	"	"	"	"	"	"	"	
Dieppe.....	Le Tréport.....	"	48	"	"	"	"	"	"	"	
	Dieppe.....	"	14	"	60	1	1	45	13	"	
Fécamp.....	S ^t Valery-en-Caux ..	"	3	"	"	"	"	"	"	"	
	Saint-Pierre-en-Port.	"	17	"	22	"	"	"	"	"	
	Fécamp.....	"	13	"	23	"	"	1	10	12	
	Yport.....	"	6	"	78	"	"	"	"	"	
	Étretat.....	"	2	"	19	"	"	"	"	"	

I. — RÉGION DE LA MER DU NORD ET DE LA MANCHE.

Renseignements sur le tonnage des bateaux.

BATEAUX À PROPULSION MÉCANIQUE.	RÉPARTITION SUIVANT LE TONNAGE.							TOTAL du tonnage.	VOILIERS.							TOTAL des BATEAUX.	TONNAGE GLOBAL.	
	RÉPARTITION SUIVANT LE TONNAGE.								RÉPARTITION SUIVANT LE TONNAGE.									
	NOMBRE.	0 à 5 t.	6 à 10 t.	11 à 25 t.	26 à 50 t.	51 à 100 t.	Plus de 100 t.		NOMBRE.	0 à 5 t.	6 à 10 t.	11 à 25 t.	26 à 50 t.	51 à 100 t.	Plus de 100 t.			
14	1	3	8	2	"	"	225	"	"	"	"	"	"	"	"	"	65	700
46	16	17	9	3	1	"	466	5	5	"	"	"	"	"	"	9		
10	"	"	"	"	"	10	1.706	"	"	"	"	"	"	"	"	"		
24	"	"	17	3	4	"	640	"	"	"	"	"	"	"	"	"	112	3.641
61	12	9	19	21	"	"	1.185	17	13	"	4	"	"	"	"	110		
4	"	1	1	2	"	"	92	"	"	"	"	"	"	"	"	"	47	470
30	6	8	16	"	"	"	311	13	8	5	"	"	"	"	"	67		
3	"	"	"	"	"	3	447	"	"	"	"	"	"	"	"	"		
23	5	1	14	2	"	1	621	"	"	"	"	"	"	"	"	"	265	34.593
63	44	7	12	"	"	"	443	45	43	2	"	"	"	"	"	116		
5	"	"	4	1	"	"	111	"	"	"	"	"	"	"	"	"	112	1.312
60	8	3	43	6	"	"	1.118	47	47	"	"	"	"	"	"	83		
2	"	"	2	"	"	"	31	"	"	"	"	"	"	"	"	"	25	302
15	1	1	13	"	"	"	246	8	6	2	"	"	"	"	"	25		
2	1	"	1	"	"	"	25	"	"	"	"	"	"	"	"	"	42	418
21	7	3	11	"	"	"	257	19	11	1	7	"	"	"	"	136		
23	22	1	"	"	"	"	85	47	46	"	1	"	"	"	"	109	70	194
11	4	1	6	"	"	"	113	1	1	"	"	"	"	"	"	2	12	115
43	17	7	19	"	"	"	376	5	4	"	1	"	"	"	"	24	48	400
1	"	"	"	"	"	1	130	"	"	"	"	"	"	"	"	"	"	"
77	38	17	21	1	"	"	825	20	16	4	"	"	"	"	"	98	158	10.164
3	1	1	1	"	"	"	21	"	"	"	"	"	"	"	"	"	20	52
3	2	"	1	"	"	"	17	14	14	"	"	"	"	"	"	14		
3	3	"	"	"	"	"	15	19	19	"	"	"	"	"	"	21	22	26
5	"	"	1	"	"	"	2.683	"	"	"	"	"	"	"	"	"	"	"
23	18	4	1	"	"	"	99	3	3	"	"	"	"	"	"	7	148	21.217
69	39	15	13	2	"	"	544	9	9	"	"	"	"	"	"	14		
3	1	2	"	"	"	"	20	4	4	"	"	"	"	"	"	10	28	138
12	6	6	"	"	"	"	78	9	9	"	"	"	"	"	"	30		
2	2	"	"	"	"	"	4	"	"	"	"	"	"	"	"	"	25	71
16	13	3	"	"	"	"	56	7	7	"	"	"	"	"	"	11		

II. ARMEMENT. — Nombre de bateaux armés. — Renseignements sur le tonnage des bateaux. (Suite.)

QUARTIERS.	PORTS.	SO- CIÉ- TÉS ou COM- PAGNIES d'ar- mement.	ARMA- TEURS.	PATRONS pro- prié- res.	BATEAUX À VAPEUR.					TOTAL des BATEAUX.	TON- NAGE GLOBAL.																		
					RÉPARTITION SUIVANT LE TONNAGE.							TOTAL du ton- nage.	BATEAUX A PROPULSION MÉCANIQUE.					TOTAL du ton- nage.	TOTAL des BATEAUX.	TON- NAGE GLOBAL.									
					NOMBRE	0 à 50 t.	51 à 100 t.	101 à 200 t.	201 à 500 t.				Plus de 500 t.	NOMBRE.	0 à 5 t.	6 à 10 t.	11 à 25 t.				26 à 50 t.	51 à 100 t.	Plus de 100 t.	NOMBRE.	0 à 5 t.	6 à 10 t.	11 à 25 t.	26 à 50 t.	51 à 75 t.
RÉGION DE LA MER DU NORD ET DE LA MANCHE. (Suite.)																													
Cancala.....	Cancala.....	"	"	269	"	"	"	"	"	"	122	105	4	13	"	"	"	550	147	112	21	13	1	"	"	570	269	1.120	
	Le Vivier-sur-Mer..	"	"	14	"	"	"	"	"	"	3	3	"	"	"	"	"	8	11	11	"	"	"	"	"	15	14	23	
Saint-Malo.....	Saint-Malo.....	1	"	"	"	"	"	"	"	"	"	"	"	"	"	"	"	"	3	"	"	"	"	"	3	900	70	11.620	
	"	"	26	"	"	4	"	"	"	"	15	15	"	"	"	"	"	40	25	25	"	"	"	"	23	6.900	"	"	
	"	"	"	40	"	"	"	"	"	"	"	"	"	"	"	"	"	"	"	4	"	"	"	"	4	1.745	"	"	
	Saint-Servan.....	"	12	"	"	"	"	"	"	"	"	"	"	"	"	"	"	"	11	"	"	"	"	"	11	3.959	76	7.829	
	"	"	"	60	"	"	"	"	"	"	"	24	16	4	"	"	"	4	500	36	16	10	6	"	"	4	600	"	"
	Saint-Suliac.....	"	"	18	"	"	"	"	"	"	"	1	1	"	"	"	"	2	87	87	"	"	"	"	"	"	114	88	116
	Pleurtaut.....	"	"	38	"	"	"	"	"	"	"	6	6	"	"	"	"	12	32	32	"	"	"	"	"	"	64	38	76
	Dinard.....	"	"	46	"	"	"	"	"	"	"	14	14	"	"	"	"	25	32	32	"	"	"	"	"	"	75	46	100
	Ploudihen.....	"	"	46	"	"	"	"	"	"	"	2	1	1	"	"	"	10	44	44	"	"	"	"	"	"	74	46	84
	Plouër.....	"	"	18	"	"	"	"	"	"	"	"	"	"	"	"	"	"	18	18	"	"	"	"	"	"	23	18	23
S'-Jacut-de-la-Mer..	"	2	"	"	"	"	"	"	"	"	2	2	"	"	"	"	4	"	"	"	"	"	"	"	"	"	60	142	
Dinan.....	"	"	58	"	"	"	"	"	"	"	19	19	"	"	"	"	50	39	38	1	"	"	"	"	"	88	"	"	
"	"	"	6	"	"	"	"	"	"	"	1	1	"	"	"	"	3	5	5	"	"	"	"	"	"	17	6	20	
Saint-Brieuc.....	Plévenon.....	"	"	72	"	"	"	"	"	"	5	4	1	"	"	"	20	67	65	2	"	"	"	"	"	100	72	120	
	Pléneuf.....	"	"	73	"	"	"	"	"	"	22	18	1	3	"	"	89	51	51	"	"	"	"	"	"	90	73	179	
	Saint-Brieuc.....	"	"	33	"	"	"	"	"	"	15	8	7	"	"	"	71	18	13	5	"	"	"	"	"	71	33	142	
	Le Légé.....	"	4	25	"	"	"	"	"	"	26	4	9	13	"	"	250	3	"	3	"	"	"	"	"	22	29	272	
	Binic.....	"	"	14	"	"	"	"	"	"	3	1	2	"	"	"	21	11	9	2	"	"	"	"	"	24	14	45	
Paimpol.....	Plouha.....	"	1	11	"	"	"	"	"	"	2	2	"	"	"	"	4	10	10	"	"	"	"	"	"	17	12	21	
	Portrieux.....	"	"	45	"	"	"	"	"	"	22	22	"	"	"	"	41	23	20	2	1	"	"	"	"	51	45	92	
	Plouézec.....	"	"	51	"	"	"	"	"	"	"	"	"	"	"	"	51	51	"	"	"	"	"	"	"	77	51	77	
	Paimpol.....	"	4	"	"	"	"	"	"	"	5	"	"	1	"	"	4	819	11	"	5	1	"	5	1.020	246	2.556		
	"	"	230	"	"	"	"	"	"	"	"	"	"	"	"	"	"	230	205	6	19	"	"	"	"	717	"	"	
Pontrieux.....	"	2	"	"	"	"	"	"	"	"	2	"	2	"	"	"	28	"	"	"	"	"	"	"	"	"	12	43	
"	"	"	10	"	"	"	"	"	"	"	"	"	"	"	"	"	"	10	10	"	"	"	"	"	"	15	"	"	

II. ARMEMENT. — Nombre de bateaux armés.

QUARTIERS.	PORTS.	SO-CIÉTÉS ou COMPAGNIES d'armement.	ARMA-TEURS.	PATRONS pro-priétaires.	BATEAUX À VAPEUR.						TOTAL du tonnage.
					RÉPARTITION SUIVANT LE TONNAGE.						
					NOMBRE	0 à 50 t ^s .	51 à 100 t ^s .	101 à 200 t ^s .	201 à 500 t ^s .	Plus de 500 t ^s .	
Cancalle.....	Cancalle.....	"	"	269	"	"	"	"	"	"	
	Le Vivier-sur-Mer..	"	"	14	"	"	"	"	"	"	
Saint-Malo.....	Saint-Malo.....	1	"	"	"	"	"	"	"	3.730	
	"	26	"	4	"	"	"	"	4	"	
Saint-Servan.....	Saint-Servan.....	1	"	"	"	"	"	"	"	965	
	"	12	"	"	"	"	"	"	1	"	
Saint-Malo.....	Saint-Suliac.....	"	"	60	"	"	"	"	"	"	
	Pleurtaut.....	"	"	18	"	"	"	"	"	"	
	Dinard.....	"	"	38	"	"	"	"	"	"	
	Pleudihen.....	"	"	46	"	"	"	"	"	"	
	Plouër.....	"	"	46	"	"	"	"	"	"	
	S ^t -Jacut-de-la-Mer..	"	2	"	"	"	"	"	"	"	
	Dinan.....	"	58	"	"	"	"	"	"	"	
Saint-Brieuc.....	Plévenon.....	"	"	72	"	"	"	"	"	"	
	Pléneuf.....	"	"	73	"	"	"	"	"	"	
	Saint-Brieuc.....	"	"	33	"	"	"	"	"	"	
	Le Légué.....	"	4	25	"	"	"	"	"	"	
	Binic.....	"	14	"	"	"	"	"	"	"	
Paimpol.....	Plouha.....	"	1	11	"	"	"	"	"	"	
	Portrieux.....	"	"	45	"	"	"	"	"	"	
	Plouézec.....	"	"	51	"	"	"	"	"	"	
	Paimpol.....	"	4	"	"	"	"	"	"	"	
	Pontrieux.....	"	2	230	"	"	"	"	"	"	
		"	"	10	"	"	"	"	"	"	

RÉGION DE LA MER DU NORD

Renseignements sur le tonnage des bateaux. (Suite.)

QUARTIERS.	PORTS.	SO-CIÉTÉS ou COMPAGNIES d'armement.	ARMA-TEURS.	PATRONS pro-priétaires.	BATEAUX À VAPEUR.						TOTAL du tonnage.	BATEAUX A PROPULSION MÉCANIQUE.						VOILIERS.						TOTAL des BATEAUX.	TONNAGE GLOBLÉ.			
					RÉPARTITION SUIVANT LE TONNAGE.							RÉPARTITION SUIVANT LE TONNAGE.						RÉPARTITION SUIVANT LE TONNAGE.										
					NOMBRE.	0 à 5 t ^s .	6 à 10 t ^s .	11 à 25 t ^s .	26 à 50 t ^s .	51 à 100 t ^s .		Plus de 100 t ^s .	TOTAL du tonnage.	NOMBRE.	0 à 5 t ^s .	6 à 10 t ^s .	11 à 25 t ^s .	26 à 50 t ^s .	51 à 75 t ^s .	Plus de 75 t ^s .	TOTAL du tonnage.							
Cancalle.....	Cancalle.....	"	"	269	"	"	"	"	"	122	105	4	13	"	"	"	550	147	112	21	13	1	"	"	570	269	1.120	
	Le Vivier-sur-Mer..	"	"	14	"	"	"	"	"	3	3	"	"	"	"	"	8	11	11	"	"	"	"	"	15	14	23	
Saint-Malo.....	Saint-Malo.....	1	"	"	"	"	"	"	"	"	"	"	"	"	"	"	"	3	"	"	"	"	"	3	900	70	11.620	
	"	26	"	4	"	"	"	"	"	15	15	"	"	"	"	"	40	23	25	"	"	"	"	23	6.900	"	"	
Saint-Servan.....	Saint-Servan.....	1	"	"	"	"	"	"	"	"	"	"	"	"	"	"	"	4	"	"	"	"	"	4	1.745	76	7.829	
	"	12	"	"	"	"	"	"	"	24	16	4	"	"	"	4	560	11	11	"	"	"	"	11	3.959	"	"	
Saint-Malo.....	Saint-Suliac.....	"	"	60	"	"	"	"	"	1	1	"	"	"	"	2	36	36	16	10	6	"	"	4	600	88	116	
	Pleurtaut.....	"	"	18	"	"	"	"	"	6	6	"	"	"	"	12	87	87	"	"	"	"	"	"	114	38	76	
	Dinard.....	"	"	38	"	"	"	"	"	14	14	"	"	"	"	25	32	32	"	"	"	"	"	"	75	46	100	
	Pleudihen.....	"	"	46	"	"	"	"	"	2	1	1	"	"	"	10	44	44	"	"	"	"	"	"	74	46	84	
	Plouër.....	"	"	46	"	"	"	"	"	"	"	"	"	"	"	18	18	18	"	"	"	"	"	"	23	18	23	
	S ^t -Jacut-de-la-Mer..	"	2	"	"	"	"	"	"	2	2	"	"	"	"	"	4	"	"	"	"	"	"	"	"	"	60	142
	Dinan.....	"	58	"	"	"	"	"	"	19	19	"	"	"	"	"	50	39	38	1	"	"	"	"	88	6	20	
Saint-Brieuc.....	Plévenon.....	"	"	72	"	"	"	"	"	5	4	1	"	"	"	20	67	65	2	"	"	"	"	"	100	72	120	
	Pléneuf.....	"	"	73	"	"	"	"	"	22	18	1	3	"	"	89	51	51	"	"	"	"	"	"	90	73	179	
	Saint-Brieuc.....	"	"	33	"	"	"	"	"	15	8	7	"	"	"	71	18	13	5	"	"	"	"	"	71	33	142	
	Le Légué.....	"	4	25	"	"	"	"	"	26	4	9	13	"	"	250	3	3	"	"	"	"	"	"	22	29	272	
	Binic.....	"	14	"	"	"	"	"	"	3	1	2	"	"	"	21	11	9	2	"	"	"	"	"	24	14	45	
Paimpol.....	Plouha.....	"	1	11	"	"	"	"	"	2	2	"	"	"	"	4	10	10	"	"	"	"	"	"	17	12	21	
	Portrieux.....	"	"	45	"	"	"	"	"	22	22	"	"	"	"	41	23	20	2	1	"	"	"	"	51	45	92	
	Plouézec.....	"	"	51	"	"	"	"	"	"	"	"	"	"	"	51	51	"	"	"	"	"	"	"	77	51	77	
	Paimpol.....	"	4	"	"	"	"	"	"	5	"	"	1	"	4	819	11	"	5	1	"	5	1.020	246	2.556			
	Pontrieux.....	"	2	230	"	"	"	"	"	2	"	"	2	"	"	28	230	205	6	19	"	"	"	"	717	12	43	
		"	"	10	"	"	"	"	"	"	"	"	"	"	"	10	10	"	"	"	"	"	"	15	"	"	"	

ET DE LA MANCHE. (Suite.)

QUARTIERS.	PORTS.	SO- CIÉ- TÉS ou COM- PAGNIES d'ar- mement.	ARMA- TEURS.	PATHONS pro- prié- res.	BATEAUX À VAPEUR.						TOTAL du tonnage.	BATEAUX À PROPULSION MÉCANIQUE.							TOTAL des BATEAUX.	TON- NAGE GLOBAL. tonneaux.										
					RÉPARTITION SUIVANT LE TONNAGE.							RÉPARTITION SUIVANT LE TONNAGE.																		
					NOMBRE.	0	51	101	201	Plus		TOTAL du ton- nage.	NOMBRE.	0	6	11	26	51			Plus	TOTAL du ton- nage.	NOMBRE.	0	6	11	26	51	Plus	TOTAL du ton- nage.
						à 50 t ^s .	à 100 t ^s .	à 200 t ^s .	à 500 t ^s .	à 500 t ^s .				à 5 t ^s .	à 10 t ^s .	à 25 t ^s .	à 50 t ^s .	à 100 t ^s .			à 100 t ^s .			à 5 t ^s .	à 10 t ^s .	à 25 t ^s .	à 50 t ^s .	à 100 t ^s .	à 100 t ^s .	
RÉGION DE LA MER DU NORD ET DE LA MANCHE. (Suite et fin.)																														
Tréguier	Pleubian	"	1	74	"	"	"	"	"	"	4	2	2	"	"	"	35	71	53	7	10	1	"	"	171	75	206			
	Tréguier	"	"	82	"	"	"	"	"	"	3	2	1	"	"	"	17	79	78	1	"	"	"	"	137	82	154			
	Port-Blanc	"	"	46	"	"	"	"	"	"	"	"	"	"	"	"	"	46	46	"	"	"	"	"	94	46	94			
Lannion	Perros-Guirrec	"	8	"	"	"	"	"	"	"	7	2	5	"	"	"	58	2	2	"	"	"	"	"	3	87	253			
	Pleumeur-Bodou	"	2	115	"	"	"	"	"	"	14	8	6	"	"	"	50	64	63	1	"	"	"	"	136	142	308			
	Lannion	"	"	87	"	"	"	"	"	"	25	21	3	1	"	"	63	117	111	5	1	"	"	"	245	142	308			
Morlaix	Plougasnou	"	4	"	"	"	"	"	"	"	6	4	1	1	"	"	33	81	81	"	"	"	"	"	190	87	223			
	Morlaix-Ouest	"	"	92	"	"	"	"	"	"	4	3	"	"	1	"	41	2	2	"	"	"	"	"	5	98	367			
	Roscoff	"	1	"	"	"	"	"	"	"	21	21	"	"	"	"	141	71	68	1	2	"	"	"	180	120	390			
	Plouneour-Trez	"	"	259	"	"	"	"	"	"	32	25	3	3	1	"	164	88	82	6	"	"	"	"	226	120	390			
	Plouguerneau	"	"	146	"	"	"	"	"	"	1	"	"	1	"	"	18	229	221	8	"	"	"	"	609	260	885			
Brest	L'Aber-Wrach	"	"	403	"	"	"	"	"	"	30	10	13	7	"	"	258	229	221	8	"	"	"	"	609	260	885			
	Por p'ader	"	"	274	"	"	"	"	"	"	1	"	"	"	"	"	7	1	1	"	"	"	"	"	7	62	324			
	Ouessant	"	1	"	"	"	"	"	"	"	1	"	"	"	"	"	7	1	1	"	"	"	"	"	7	62	324			
	Le Conquet	"	"	61	"	"	"	"	"	"	13	6	5	2	"	"	85	48	29	15	4	"	"	"	232	146	279			
	TOTAUX de la mer du Nord et de la Manche		51	425	5,563	241	5	20	76	113	27	66,752	1,815	983	349	355	95	6	27	22,745	4,333	4,025	150	95	4	"	53	27,104	6,389	116,601

II. ARMEMENT. — Nombre de bateaux armés.

QUARTIERS.	PORTS.	SO- CIÉ- TÉS ou COM- PAGNIES d'ar- mement.	ARMA- TEURS.	PATRONS pro- prié- taires.	BATEAUX À VAPEUR.						TOTAL du tonnage.
					RÉPARTITION SUIVANT LE TONNAGE.						
					NOMBRE.	0 à 50 t.	51 à 100 t.	101 à 200 t.	201 à 500 t.	Plus de 500 t.	
Brest..... (Suite.)	Brest.....	"	"	101	"	"	"	"	"	"	"
	Plougastel-Daoulas..	"	"	85	"	"	"	"	"	"	"
	Le Faou.....	"	4	98	"	"	"	"	"	"	"
Camaret.....	Camaret.....	"	12	"	"	"	"	"	"	"	"
	Crozon.....	"	"	213	"	"	"	"	"	"	"
Douarnenez....	Douarnenez.....	"	"	146	"	"	"	"	"	"	"
	Douarnenez.....	"	4	547	"	"	"	"	"	"	"
Audierne.....	Ile de Sein.....	"	"	123	"	"	"	"	"	"	"
	Audierne.....	"	1	448	"	"	"	"	"	"	"
Guilvinec.....	Penmarch.....	"	"	373	"	"	"	"	"	"	"
	Le Guilvinec.....	"	"	395	"	"	"	"	"	"	"
	Loctudy et Ile Tudy.	"	"	267	"	"	"	"	"	"	"
	Quimper.....	"	1	116	1	"	1	"	"	68	"
Concarneau....	Concarneau.....	"	70	"	"	"	"	"	"	"	"
	Doëlan.....	"	"	645	"	"	"	"	"	"	"
Lorient.....	Lorient.....	"	"	245	"	"	"	"	"	"	"
	Lorient.....	"	6	"	28	"	3	9	16	"	5,741
	Lorient.....	"	17	"	40	"	5	25	10	"	5,850
	Lorient.....	"	"	188	12	"	"	6	6	"	2,312
Lorient.....	Port-Louis.....	"	15	"	"	"	"	"	"	"	"
	Groix.....	"	500	320	"	"	"	"	"	"	"

Renseignements sur le tonnage des bateaux. (Suite.)

BATEAUX À PROPULSION MÉCANIQUE.	RÉPARTITION SUIVANT LE TONNAGE.						TOTAL du tonnage.	BATEAUX des GLOBAL.	TOTAL des BATEAUX. GLOBAL.										
	RÉPARTITION SUIVANT LE TONNAGE.																		
	NOMBRE.	0 à 5 t.	6 à 10 t.	11 à 25 t.	26 à 50 t.	51 à 100 t.				Plus de 100 t.									
Brest..... (Suite.)	Brest.....	41	12	6	23	"	"	465	60	59	1	"	"	"	"	102	101	567	
	Plougastel-Daoulas..	5	3	2	"	"	"	30	80	48	25	7	"	"	"	398	85	428	
	Le Faou.....	"	"	"	"	"	"	"	4	"	2	2	"	"	"	64	102	692	
Camaret.....	Camaret.....	4	2	1	1	"	"	25	8	1	"	2	5	"	"	251	225	4,607	
	Crozon.....	56	23	6	24	3	"	613	157	33	9	31	83	1	"	3,718	159	1,230	
Douarnenez....	Douarnenez.....	30	6	5	18	1	"	270	129	76	25	21	4	3	"	960	551	8,670	
	Douarnenez.....	1	"	"	"	1	"	45	3	"	"	"	2	1	"	155	449	4,019	
Audierne.....	Ile de Sein.....	426	116	126	165	1	13	5	6,078	121	64	11	"	22	24	2,392	123	619	
	Audierne.....	63	28	23	11	1	"	427	60	50	8	2	"	"	"	192	449	4,019	
Guilvinec.....	Penmarch.....	1	"	"	1	"	"	14	"	"	"	"	"	"	"	"	1475	117	578
	Le Guilvinec.....	251	63	84	102	2	"	2,530	197	80	72	44	1	"	"	1,475	368	1,260	
	Loctudy et Ile Tudy.	163	101	38	24	"	"	950	205	205	"	"	"	"	"	310	395	1,490	
	Quimper.....	210	62	50	98	"	"	210	185	60	92	32	1	"	"	1,280	267	803	
Concarneau....	Concarneau.....	117	108	6	3	"	"	449	150	146	2	2	"	"	"	354	117	578	
	Doëlan.....	"	"	"	"	"	"	"	"	"	"	"	"	"	"	"	"	"	
Lorient.....	Lorient.....	15	9	4	1	1	"	170	101	75	21	5	"	"	"	340	715	11,993	
	Doëlan.....	23	4	2	10	3	4	686	47	3	9	11	13	11	"	1,412	245	848	
Lorient.....	Lorient.....	105	53	12	33	7	"	1,364	540	280	51	70	101	38	"	8,531	279	15,772	
	Lorient.....	64	48	15	1	"	"	328	181	161	17	3	"	"	"	520	322	4,897	
	Lorient.....	6	"	"	4	1	"	274	8	"	1	4	3	"	"	185	454	11,570	
	Lorient.....	2	"	2	"	"	"	14	14	6	2	4	1	1	"	363	279	15,772	
Lorient.....	Port-Louis.....	13	10	3	"	"	"	64	156	108	25	15	8	"	"	969	322	4,897	
	Groix.....	1	"	"	1	"	"	11	18	"	"	16	2	"	"	690	454	11,570	
Lorient.....	Lorient.....	99	42	39	9	9	"	787	204	114	5	8	71	6	"	3,409	454	11,570	
	Groix.....	16	6	7	2	1	"	170	438	190	10	10	90	138	"	11,400	454	11,570	

RÉGION DE L'Océan. (Suite.)

II. ARMEMENT. — Nombre de bateaux armés.

QUARTIERS.	PORTS.	SO- CIÉ- TÉS ou COM- PAGNIES d'ar- mement.	ARMA- TEURS.	PATRONS pro- prié- taires.	BATEAUX À VAPEUR.						TOTAL du tonnage.
					NOMBRE.	RÉPARTITION SUIVANT LE TONNAGE.					
						0 à 50 t.	51 à 100 t.	101 à 200 t.	201 à 500 t.	Plus de 500 t.	
RÉGION DE											
Les Sables d'Olonne.	Noirmoutier.....	"	3	"	"	"	"	"	"	"	"
	Beauvoir-sur-Mer...	"	"	256	"	"	"	"	"	"	"
	Ile d'Yeu.....	"	60	"	"	"	"	"	"	"	"
	Saint-Gilles-sur-Vi	"	"	84	"	"	"	"	"	"	"
	Les Sables-d'Olonne.	"	59	"	188	"	"	"	"	"	"
	"	"	"	"	240	"	"	"	"	"	"
La Rochelle....	L'Aiguillon-sur-Mer.	"	"	"	"	"	"	"	"	"	"
	La Rochelle.....	12	"	"	60	"	"	51	9	23.851	
	"	"	22	"	14	"	5	7	2	1.540	
	Saint-Martin-de-Ré..	"	"	556	"	"	"	"	"	"	
	La Flotte.....	"	5	"	43	"	"	"	"	"	
Rochefort.....	Fouras.....	"	"	57	"	"	"	"	"	"	
	Port des Barques...	"	"	54	"	"	"	"	"	"	
Ile d'Oléron....	Le Château d'Oléron.	"	2	"	"	"	"	"	"	"	
	"	"	"	145	"	"	"	"	"	"	
Marennas.....	Marennas.....	"	3	"	"	"	"	"	"	"	
	"	"	"	481	"	"	"	"	"	"	
	La Tremblade.....	"	3	"	1	1	"	"	"	40	
Marennas.....	"	"	"	402	"	"	"	"	"	"	
	Royan.....	"	1	"	"	"	"	"	"	"	
"	"	"	"	54	"	"	"	"	"	"	

Renseignements sur le tonnage des bateaux. (Suite.)

BATEAUX À PROPULSION MÉCANIQUE.	RÉPARTITION SUIVANT LE TONNAGE.								TOTAL des BATEAUX.	TON- NAGE GLOBAL.														
	NOMBRE.	RÉPARTITION SUIVANT LE TONNAGE.																						
		0 à 5 t.	6 à 10 t.	11 à 25 t.	26 à 50 t.	51 à 100 t.	Plus de 100 t.	TOTAL du ton- nage.																
L'Océan.																								
BATEAUX À PROPULSION MÉCANIQUE.	NOMBRE.	0	6	11	26	51	Plus	TOTAL	NOMBRE.	0	6	11	26	51	Plus	TOTAL	TOTAL du ton- nage.	TOTAL des BATEAUX.	TON- NAGE GLOBAL.					
		à	à	à	à	à	de	du		à	à	à	à	de	du									
		5 t.	10 t.	25 t.	50 t.	100 t.	100 t.	ton-		ton-	5 t.	10 t.	25 t.	50 t.	100 t.	100 t.				nage.	nage.			
								nage.		nage.														
2	"	1	1	"	"	"	21	1	"	"	1	"	"	"	11	259	2.045							
38	2	28	8	"	"	"	335	218	80	93	45	"	"	"	1.678	116	366							
6	5	1	"	"	"	"	29	110	93	17	"	"	"	"	337									
10	3	4	2	1	"	"	117	50	"	2	"	48	"	"	1.818									
84	12	51	20	"	1	"	810	187	153	7	4	23	"	"	1.236	331	3.981							
6	"	4	2	"	"	"	84	"	"	"	"	"	"	"	"									
147	95	47	5	"	"	"	720	41	41	"	"	"	"	"	120	194	924							
26	4	10	11	1	"	"	270	33	3	2	8	20	"	"	783									
141	40	61	39	1	"	"	1.290	200	90	5	44	60	1	"	2.708	400	5.051							
BATEAUX À PROPULSION MÉCANIQUE.	NOMBRE.	0	6	11	26	51	Plus	TOTAL	NOMBRE.	0	6	11	26	51	Plus	TOTAL	TOTAL du ton- nage.	TOTAL des BATEAUX.	TON- NAGE GLOBAL.					
		à	à	à	à	à	de	du		à	à	à	à	de	du									
		5 t.	10 t.	25 t.	50 t.	100 t.	100 t.	ton-		ton-	5 t.	10 t.	25 t.	50 t.	100 t.	100 t.				nage.	nage.			
79	76	"	3	"	"	"	261	55	55	"	"	"	"	"	106	134	367							
2	"	"	"	"	"	"	2	395	"	"	"	"	"	"	"									
12	"	"	3	4	3	2	675	5	"	"	"	5	"	"	158	649	28.418							
172	98	34	29	11	"	"	1.123	384	362	17	3	2	"	"	676									
2	1	1	"	"	"	"	10	3	3	"	"	"	"	"	7									
12	6	5	1	"	"	"	73	31	29	2	"	"	"	"	44	48	134							
4	1	1	2	"	"	"	36	9	4	3	2	"	"	"	53									
18	6	5	7	"	"	"	152	35	27	5	3	"	"	"	192	66	433							
BATEAUX À PROPULSION MÉCANIQUE.	NOMBRE.	0	6	11	26	51	Plus	TOTAL	NOMBRE.	0	6	11	26	51	Plus	TOTAL	TOTAL du ton- nage.	TOTAL des BATEAUX.	TON- NAGE GLOBAL.					
		à	à	à	à	à	de	du		à	à	à	à	de	du									
27	19	8	"	"	"	"	124	30	29	1	"	"	"	"	73	57	197							
15	11	4	"	"	"	"	67	39	38	1	"	"	"	"	93	54	160							
BATEAUX À PROPULSION MÉCANIQUE.	NOMBRE.	0	6	11	26	51	Plus	TOTAL	NOMBRE.	0	6	11	26	51	Plus	TOTAL	TOTAL du ton- nage.	TOTAL des BATEAUX.	TON- NAGE GLOBAL.					
		à	à	à	à	à	de	du		à	à	à	à	de	du									
"	"	"	"	"	"	"	"	2	"	2	"	"	"	"	15									
90	64	26	"	"	"	"	510	55	45	10	"	"	"	"	235	147	760							
BATEAUX À PROPULSION MÉCANIQUE.	NOMBRE.	0	6	11	26	51	Plus	TOTAL	NOMBRE.	0	6	11	26	51	Plus	TOTAL	TOTAL du ton- nage.	TOTAL des BATEAUX.	TON- NAGE GLOBAL.					
		à	à	à	à	à	de	du		à	à	à	à	de	du									
3	3	"	"	"	"	"	13	"	"	"	"	"	"	"	"									
200	178	21	1	"	"	"	806	281	278	3	"	"	"	"	564	484	1.423							
2	"	1	1	"	"	"	32	"	"	"	"	"	"	"	"									
207	176	27	4	"	"	"	800	195	184	6	5	"	"	"	349	405	1.181							
1	1	"	"	"	"	"	4	"	"	"	"	"	"	"	"									
28	19	7	2	"	"	"	123	26	26	"	"	"	"	"	40	55	167							

II. ARMEMENT. — Nombre de bateaux armés.

QUARTIERS.	PORTS.	SO-CIÉTÉS ou COMPAGNIES d'armement.	ARMA-TEURS.	PATRONS propriétaires.	BATEAUX À VAPEUR.					TOTAL du tonnage.	
					RÉPARTITION SUIVANT LE TONNAGE.						
					NOMBRE.	0 à 50 t.	51 à 100 t.	101 à 200 t.	201 à 500 t.		Plus de 500 t.
Bordeaux.....	Blaye.....	"	"	46	"	"	"	"	"	"	
	Le Verdon.....	"	11	"	"	"	"	"	"	"	
	Bordeaux.....	3	"	"	3	"	"	"	3	2.550	
Arcachon.....	Arès.....	"	"	300	"	"	"	"	"	"	
	Gujan-Mestras.....	"	5	"	"	"	"	"	"	"	
	Arcachon.....	3	"	"	25	"	3	21	1	6.082	
	Arcachon.....	"	8	"	"	"	"	"	"	"	
Bayonne.....	Bayonne.....	1	"	"	"	"	"	"	"	"	
	Bayonne.....	"	5	"	"	"	"	"	"	"	
	Bayonne.....	"	"	283	"	"	"	"	"	"	
	Bayonne.....	5	"	"	20	20	"	"	"	362	
	Bayonne.....	"	12	"	15	15	"	"	"	228	
Sames.....	Sames.....	"	"	3	3	3	"	"	"	42	
	Sames.....	"	"	233	"	"	"	"	"	"	
TOTAUX de l'Océan.....		30	958	10.916	222	39	14	50	106	13	48.672

Renseignements sur le tonnage des bateaux. (Suite.)

QUARTIERS.	PORTS.	SO-CIÉTÉS ou COMPAGNIES d'armement.	ARMA-TEURS.	PATRONS propriétaires.	BATEAUX À PROPULSION MÉCANIQUE.							TOTAL du tonnage.	VOILIERS.							TOTAL des BATEAUX.	TONNAGE GLOBAL. tonneaux								
					RÉPARTITION SUIVANT LE TONNAGE.								RÉPARTITION SUIVANT LE TONNAGE.																
					NOMBRE.	0 à 5 t.	6 à 10 t.	11 à 25 t.	26 à 50 t.	51 à 100 t.	Plus de 100 t.		NOMBRE.	0 à 5 t.	6 à 10 t.	11 à 25 t.	26 à 50 t.	51 à 100 t.	Plus de 100 t.										
Bordeaux.....	Blaye.....	"	"	46	"	"	"	"	"	"	"	"	"	"	"	"	"	"	233	46	278								
	Le Verdon.....	"	11	"	"	"	"	"	"	"	"	"	"	"	"	"	"	"	2	105	314								
	Bordeaux.....	3	"	"	3	"	"	"	"	"	"	"	"	"	"	"	"	2	661	5	3.217								
Arcachon.....	Arès.....	"	"	300	"	"	"	"	"	"	"	"	"	"	"	"	"	"	260	300	340								
	Gujan-Mestras.....	"	5	"	"	"	"	"	"	"	"	"	"	"	"	"	"	"	"	353	730								
	Arcachon.....	3	"	"	25	"	3	21	1	"	"	"	"	"	"	"	"	"	165	443	6.804								
	Arcachon.....	"	8	"	"	"	"	"	"	"	"	"	"	"	"	"	"	"	110	"	"								
Bayonne.....	Bayonne.....	1	"	"	"	"	"	"	"	"	"	"	"	"	"	"	"	"	"	283	1.745								
	Bayonne.....	"	5	"	"	"	"	"	"	"	"	"	"	"	"	"	"	"	"	1.570	"								
	Bayonne.....	"	"	283	"	"	"	"	"	"	"	"	"	"	"	"	"	"	"	"	92								
	Bayonne.....	5	"	"	20	20	"	"	"	"	"	"	"	"	"	"	"	"	"	25	728								
	Bayonne.....	"	12	"	15	15	"	"	"	"	"	"	"	"	"	"	"	"	"	233	1.225								
Sames.....	Sames.....	"	"	3	3	3	"	"	"	"	"	"	"	"	"	"	"	"	1.225	233	1.225								
	Sames.....	"	"	233	"	"	"	"	"	"	"	"	"	"	"	"	"	"	"	"	"								
TOTAUX de l'Océan.....		30	958	10.916	222	39	14	50	106	13	48.672	4.310	2.488	926	807	57	22	10	30.427	7.721	5.464	844	426	735	250	2	67.111	12.253	146.210

II. ARMEMENT. — Nombre de bateaux armés. —

QUARTIERS.	PORTS.	SO-CIÉTÉS ou COMPAGNIES d'armement.	ARMA-TEURS.	PATRONS propriétaires.	BATEAUX À VAPEUR.					TOTAL du tonnage.
					RÉPARTITION SUIVANT LE TONNAGE.					
					NOMBRE.	0 à 50 t.	51 à 100 t.	101 à 200 t.	201 à 500 t.	
Toulon.....	La Seyne.....	"	"	227	"	"	"	"	"	"
	Toulon.....	"	4	"	"	"	"	"	"	"
		"	"	295	"	"	"	"	"	"
	Vieux-Salins-d'Hyères.....	"	4	"	"	"	"	"	"	"
	Saint-Tropez.....	"	"	117	"	"	"	"	"	"
Nice.....	Saint-Raphaël.....	"	"	68	"	"	"	"	"	"
	Cannes.....	"	3	"	"	"	"	"	"	"
	Golfe-Juan.....	"	"	138	"	"	"	"	"	"
	Antibes.....	"	3	37	"	"	"	"	"	"
	Cros-de-Cagnes.....	"	"	78	"	"	"	"	"	"
Ajaccio.....	Nice.....	"	2	59	"	"	"	"	"	"
	Nice.....	"	1	79	"	"	"	"	"	"
	Villefranche-sur-Mer.....	"	42	106	"	"	"	"	"	"
	Menton.....	"	3	"	"	"	"	"	"	"
Bastia.....		"	"	40	"	"	"	"	"	"
	Bastia.....	"	"	115	"	"	"	"	"	"
	Macinaggio.....	"	"	29	"	"	"	"	"	"
Ajaccio.....	Calvi et Ile-Rousse.....	"	"	60	"	"	"	"	"	"
	Ajaccio.....	"	"	125	"	"	"	"	"	"
	Propriano.....	"	"	60	"	"	"	"	"	"
Ajaccio.....	Bonifacio.....	"	"	30	"	"	"	"	"	"
	TOTAL.....	3	122	5.224	23	14	6	3	"	1.244

Renseignements sur le tonnage des bateaux. (Suite.)

QUARTIERS.	PORTS.	SO-CIÉTÉS ou COMPAGNIES d'armement.	ARMA-TEURS.	PATRONS propriétaires.	BATEAUX À PROPULSION MÉCANIQUE.							VOILIERS.							TOTAL des BATEAUX.	TONNAGE GLOBAL.						
					RÉPARTITION SUIVANT LE TONNAGE.							RÉPARTITION SUIVANT LE TONNAGE.														
					NOMBRE.	0 à 5 t.	6 à 10 t.	11 à 25 t.	26 à 50 t.	51 à 100 t.	Plus de 100 t.	TOTAL du tonnage.	NOMBRE.	0 à 5 t.	6 à 10 t.	11 à 25 t.	26 à 50 t.	51 à 100 t.			Plus de 100 t.	TOTAL du tonnage.				
Toulon.....	La Seyne.....	"	"	227	"	"	"	"	"	"	"	"	"	"	"	"	"	138	227	393						
	Toulon.....	"	4	"	"	"	"	"	"	"	"	"	"	"	"	"	"	21	299	555						
		"	"	295	"	"	"	"	"	"	"	"	"	"	"	"	"	287	247							
	Vieux-Salins-d'Hyères.....	"	4	"	"	"	"	"	"	"	"	"	"	"	"	"	"	17	121	337						
	Saint-Tropez.....	"	"	117	"	"	"	"	"	"	"	"	"	"	"	"	"	32	50							
Nice.....	Saint-Raphaël.....	"	"	68	"	"	"	"	"	"	"	"	"	"	"	"	"	44	67	257						
	Cannes.....	"	3	"	"	"	"	"	"	"	"	"	"	"	"	"	"	21	68	112						
	Golfe-Juan.....	"	"	138	"	"	"	"	"	"	"	"	"	"	"	"	"	8	141	244						
	Antibes.....	"	3	37	"	"	"	"	"	"	"	"	"	"	"	"	"	148	40	59						
	Cros-de-Cagnes.....	"	"	78	"	"	"	"	"	"	"	"	"	"	"	"	"	9	78	124						
Ajaccio.....	Nice.....	"	2	59	"	"	"	"	"	"	"	"	"	"	"	"	"	47	61	107						
	Nice.....	"	1	79	"	"	"	"	"	"	"	"	"	"	"	"	"	38	69							
	Villefranche-sur-Mer.....	"	42	106	"	"	"	"	"	"	"	"	"	"	"	"	"	60	101	124						
	Menton.....	"	3	"	"	"	"	"	"	"	"	"	"	"	"	"	"	43	160	227						
Bastia.....		"	"	40	"	"	"	"	"	"	"	"	"	"	"	"	"	3	43	72						
	Bastia.....	"	"	115	"	"	"	"	"	"	"	"	"	"	"	"	"	106	148	227						
	Macinaggio.....	"	"	29	"	"	"	"	"	"	"	"	"	"	"	"	"	3	5							
Ajaccio.....	Calvi et Ile-Rousse.....	"	"	60	"	"	"	"	"	"	"	"	"	"	"	"	"	32	40	43						
	Bastia.....	"	"	115	"	"	"	"	"	"	"	"	"	"	"	"	"	27	23	60						
	Macinaggio.....	"	"	29	"	"	"	"	"	"	"	"	"	"	"	"	"	75	20	98						
Ajaccio.....	Calvi et Ile-Rousse.....	"	"	60	"	"	"	"	"	"	"	"	"	"	"	"	"	79	20	98						
	Ajaccio.....	"	"	125	"	"	"	"	"	"	"	"	"	"	"	"	"	61	20	98						
	Propriano.....	"	"	60	"	"	"	"	"	"	"	"	"	"	"	"	"	19	29	38						
Ajaccio.....	Bonifacio.....	"	"	30	"	"	"	"	"	"	"	"	"	"	"	"	"	20	60	98						
	Ajaccio.....	"	"	125	"	"	"	"	"	"	"	"	"	"	"	"	"	75	23	98						
Ajaccio.....	Propriano.....	"	"	60	"	"	"	"	"	"	"	"	"	"	"	"	"	79	29	38						
	Bonifacio.....	"	"	30	"	"	"	"	"	"	"	"	"	"	"	"	"	20	60	98						
	Ajaccio.....	"	"	125	"	"	"	"	"	"	"	"	"	"	"	"	"	75	23	98						
TOTAL.....		3	122	5.224	23	14	6	3	"	"	"	"	"	"	"	"	7.362	2.708	2.694	14	"	"	"	3.822	5.351	12.428

II. ARMEMENT. — Nombre de bateaux armés.

QUARTIERS.	PORTS.	SO- CIÉ- TÉS ou COM- PAGNIES d'ar- mement.	ARMA- TEURS.	PATRONS pro- prié- res.	BATEAUX À VAPEUR.					TOTAL du tonnage.
					RÉPARTITION SUIVANT LE TONNAGE.					
					NOMBRE.	0 à 50 t.	51 à 100 t.	101 à 200 t.	201 à 500 t.	
										ALÉG
Bône.....	La Calle.....	"	51	"	2	2	"	"	"	68
	Bône.....	"	8	"	9	6	3	"	"	414
Philippeville...	Philippeville.....	"	4	"	5	4	1	"	"	235
	Collo.....	"	3	"	"	"	"	"	"	"
	Djidjelli.....	"	2	"	4	4	"	"	"	117
	Bougie.....	"	3	"	5	5	"	"	"	150
	Dellys.....	"	4	"	20	"	"	"	"	"
Alger.....	Alger.....	"	3	"	8	5	3	"	"	355
	Castiglione.....	"	4	"	4	3	1	"	"	161
	Cherchell.....	"	7	"	135	"	"	"	"	"
	Ténès.....	"	3	"	3	3	"	"	"	126
	Mostaganem.....	"	4	"	20	"	"	"	"	"
Oran.....	Oran.....	"	2	"	3	2	1	"	"	166
	Nemours.....	"	1	"	1	"	1	"	"	70
	Arzew.....	"	7	"	14	"	"	"	"	153
	Oran.....	"	76	"	3	2	1	"	"	"
	Nemours.....	"	3	"	11	9	2	"	"	471
TOTAL.....		14	100	855	58	45	13	"	"	2.489

RÉCAPITU

Mer du Nord et Manche.....	51	425	5.563	241	5	20	76	113	27	66.750
Océan.....	30	958	10.916	222	39	14	50	106	13	48.672
Méditerranée.....	3	122	5.224	23	14	6	3	"	"	1.244
Algérie.....	14	100	855	58	45	13	"	"	"	2.489
TOTAUX GÉNÉRAUX.....	98	1.605	22.558	544	103	53	129	219	40	119.155

Renseignements sur le tonnage des bateaux. (Suite.)

BATEAUX À PROPULSION MÉCANIQUE.	RÉPARTITION SUIVANT LE TONNAGE.							TOTAL du tonnage.	VOILIERS.							TOTAL des BATEAUX.	TON- NAGE GLOBAL.
	RÉPARTITION SUIVANT LE TONNAGE.								RÉPARTITION SUIVANT LE TONNAGE.								
	NOMBRE.	0 à 5 t.	6 à 10 t.	11 à 25 t.	26 à 50 t.	51 à 100 t.	Plus de 100 t.		NOMBRE.	0 à 5 t.	6 à 10 t.	11 à 25 t.	26 à 50 t.	51 à 100 t.	Plus de 100 t.		
ALÉG	3	3	"	"	"	"	8	"	"	"	"	"	"	"	"	24	108
ALÉG	7	7	"	"	"	"	16	12	12	"	"	"	"	"	16	24	108
ALÉG	43	41	"	1	1	"	172	56	56	"	"	"	"	"	75	108	661
ALÉG	1	"	"	1	"	"	20	"	"	"	"	"	"	"	"	97	446
ALÉG	60	59	"	1	"	"	160	31	31	"	"	"	"	"	31	97	446
ALÉG	"	"	"	"	"	"	"	3	3	"	"	"	"	"	3	21	30
ALÉG	10	10	"	"	"	"	19	8	8	"	"	"	"	"	8	21	30
ALÉG	"	"	"	"	"	"	"	"	"	"	"	"	"	"	"	"	"
ALÉG	13	13	"	"	"	"	32	11	11	"	"	"	"	"	13	28	162
ALÉG	"	"	"	"	"	"	"	"	"	"	"	"	"	"	"	"	"
ALÉG	2	"	"	2	"	"	24	1	1	"	"	"	"	"	1	25	207
ALÉG	15	14	"	1	"	"	29	2	2	"	"	"	"	"	3	25	207
ALÉG	2	2	"	"	"	"	4	2	2	"	"	"	"	"	3	27	37
ALÉG	9	9	"	"	"	"	14	14	14	"	"	"	"	"	16	27	37
ALÉG	"	"	"	"	"	"	"	"	"	"	"	"	"	"	"	"	"
ALÉG	93	93	"	"	"	"	162	42	42	"	"	"	"	"	53	147	731
ALÉG	7	7	"	"	"	"	13	"	"	"	"	"	"	"	"	72	171
ALÉG	65	62	3	"	"	"	158	"	"	"	"	"	"	"	"	"	"
ALÉG	21	21	"	"	"	"	39	"	"	"	"	"	"	"	"	24	165
ALÉG	4	4	"	"	"	"	6	"	"	"	"	"	"	"	"	24	49
ALÉG	16	16	"	"	"	"	40	4	4	"	"	"	"	"	3	24	49
ALÉG	1	"	"	1	"	"	18	"	"	"	"	"	"	"	"	"	"
ALÉG	9	9	"	"	"	"	21	15	15	"	"	"	"	"	6	29	281
ALÉG	5	"	"	5	"	"	108	"	"	"	"	"	"	"	"	83	357
ALÉG	65	65	"	"	"	"	86	10	10	"	"	"	"	"	10	83	357
ALÉG	16	"	1	13	2	"	330	"	"	"	"	"	"	"	"	"	"
ALÉG	20	20	"	"	"	"	42	8	8	"	"	"	"	"	14	263	1.256
ALÉG	130	130	"	"	"	"	306	78	78	"	"	"	"	"	90	263	1.256
ALÉG	34	34	"	"	"	"	77	"	"	"	"	"	"	"	"	"	"
ALÉG	18	18	"	"	"	"	46	1	1	"	"	"	"	"	1	53	124
ALÉG	669	637	4	25	3	"	1.950	298	298	"	"	"	"	"	346	1.025	4.785

LATION.

1.815	983	349	355	95	6	27	22.745	4.333	4.025	156	95	4	"	53	27.104	6.389	116.601
4.310	2.488	926	807	57	22	10	30.427	7.721	5.464	844	426	735	250	2	67.111	12.253	146.210
2.020	2.433	104	83	"	"	"	7.362	2.708	2.694	14	"	"	"	"	3.822	5.351	12.428
669	637	4	25	3	"	"	1.950	298	298	"	"	"	"	"	346	1.025	4.785
9.414	6.541	1.383	1.270	155	28	37	62.484	15.060	12.481	1.014	521	739	250	55	98.383	25.018	280.024

II

ARMEMENT. (Suite.)

*Nombre de bateaux se livrant aux différentes sortes de pêches
avec désignation des engins.*

II. ARMEMENT. — Nombre de bateaux se livrant

NOTA. — Le total des colonnes ne donne pas le total des bateaux armés dans les quartiers,

aux différentes sortes de pêches avec désignation des engins.

certains bateaux pouvant se livrer successivement, dans l'année, à différentes sortes de pêches.

QUARTIERS.	SYNDICATS ou PORTS.	MORUE.		HARENG.		MAQUEREAU.			SARDINE.		THON.		POISSONS FRAIS.			HOMARD.	LANGOUSTE.	LANGOUSTE DE MAURITANIE.	PÊCHE HAUTURIÈRE ET CÔTIÈRE.		GRANDE PÊCHE, pêche hauturière et côtière. Valeur totale des produits de pêche débarqués.
		LIGNE.	CHALUT.	CHALUT.	FILET déri- vant.	CHALUT.	FILET.	LIGNE.	FILET droit.	AUTRES filets.	LIGNE.	FILET.	CHALUT.	LIGNE.	FILET.				Quantité de marée fraîche débarquée.	Valeur de la marée fraîche débarquée.	
RÉGION DE LA MER DU NORD ET DE LA MANCHE.																					
Dunkerque...	Dunkerque	"	"	17	9	"	"	8	"	"	"	"	66	"	"	"	"	"	1.071.634	2.785.825	2.824.892
	Gravelines	11	"	"	12	"	"	17	"	"	"	"	44	30	8	"	"	"	2.502.673	8.438.668	12.397.776
Calais.....	Calais.....	"	"	25	20	"	"	15	"	"	"	"	30	25	"	"	"	"	841.900	2.200.800	2.200.800
Boulogne- sur-Mer.	Boulogne-sur-Mer...	"	5	94	79	45	12	33	"	"	"	"	164	69	"	"	"	"	76.771.535	150.625.683	157.217.443
	Étaples	"	"	"	32	"	"	110	"	"	"	"	68	14	16	"	"	"	458.005	2.582.250	2.742.250
	Berck.....	"	"	"	12	"	"	17	"	"	"	"	16	9	"	"	"	"	184.300	931.800	1.071.500
	Le Crotoy	"	"	"	10	"	"	25	"	"	"	"	42	1	"	"	"	"	92.700	547.150	560.150
	Saint-Valéry-s-Somme	"	"	"	"	"	"	32	"	"	"	"	60	"	10	"	"	"	218.122	847.420	847.420
Cayeux.....	"	"	"	3	"	"	5	"	"	"	"	7	5	7	"	"	"	90.110	532.650	547.950	
Dieppe.....	Le Tréport.....	"	"	"	23	"	"	32	"	"	"	"	33	8	17	"	"	"	453.120	2.097.903	2.145.653
	Dieppe.....	"	"	63	47	66	"	45	"	"	"	"	72	48	"	"	"	"	25.165.850	50.551.642	51.415.042
Fécamp.....	Saint-Valery-en-Caux.	"	"	"	"	"	"	4	"	"	"	"	"	19	"	15	"	"	43.956	279.004	290.254
	Saint-Pierre-en-Port.	"	"	"	"	"	"	22	"	"	"	"	"	22	7	22	"	"	31.324	155.301	155.301
	Fécamp.....	3	13	1	26	"	10	97	"	"	"	"	15	5	4	4	"	"	12.590.016	19.273.022	37.379.044
	Yport.....	"	"	"	8	"	"	26	"	"	"	"	"	26	24	10	"	"	344.265	914.240	914.240
Étretat.....	"	"	"	2	"	"	15	"	"	"	"	"	21	20	"	"	"	109.022	389.656	389.656	
Le Havre....	Le Havre.....	"	2	"	"	"	"	"	"	"	"	"	41	109	47	"	"	"	961.376	4.289.489	4.797.629
	Quillebeuf.....	"	"	"	"	"	"	13	"	"	"	"	14	29	30	"	"	"	68.006	412.200	412.200
Caen.....	Honfleur.....	"	"	"	"	"	"	12	"	"	"	"	70	20	30	"	"	"	813.135	1.021.250	2.034.750
	Trouville.....	"	"	"	"	"	"	9	"	"	"	"	12	1	10	"	"	"	298.566	1.912.338	1.958.838
	Dives.....	"	"	4	16	4	16	3	"	"	"	"	4	"	16	"	"	"	59.330	282.920	346.295
	Caen.....	"	"	"	"	"	"	"	"	"	"	"	"	"	1	"	"	"	938	7.810	7.840

II. ARMEMENT. — Nombre de bateaux se livrant

QUARTIERS.	SYNDICATS ou PORTS.	MORUE.		HARENG.		MAQUEREAU.			SARDINE.	
		LIGNE.	CHALUT.	CHALUT.	FILET déri- vant.	CHALUT.	FILET.	LIGNE.	FILET droit.	AUTRES filets.
RÉGION DE LA MER DU										
Caen (Suite.)	Quistreham	"	"	"	20	"	15	"	"	"
	Courseulles	"	"	"	14	"	"	22	"	"
	Port-en-Bessin	"	"	"	8	"	"	64	"	"
	Grandcamp	"	"	"	"	"	"	48	"	"
Cherbourg	La Hougue	"	"	"	25	"	"	62	"	"
	Barfleur	"	"	"	6	"	"	30	"	"
	Cherbourg	"	"	"	58	"	15	190	"	"
	Blainville	"	"	"	"	"	"	6	"	"
	Granville	3	"	"	18	"	"	110	"	"
Cancalle	Le Vivier-sur-Mer	"	"	"	"	"	"	"	"	"
	Cancalle	"	"	"	"	"	"	198	"	"
Saint-Malo	Saint-Malo	26	4	"	"	"	"	40	"	"
	Saint-Servan	16	"	"	"	"	"	50	"	"
	Saint-Suliac	"	"	"	"	"	"	6	"	"
	Pleurtuit	"	"	"	"	"	"	20	"	"
	Dinard	"	"	"	"	"	"	38	"	"
	Pleudihen	"	"	"	"	"	"	"	"	"
Saint-Brieuc	Plouër	"	"	"	"	"	"	"	"	"
	Saint-Jacut-de-la-Mer	"	"	"	"	"	"	52	"	"
	Dinan	"	"	"	"	"	"	"	"	"
	Plévenon	"	"	"	5	"	"	72	"	"
Saint-Brieuc	Pléneuf	"	"	"	"	"	"	73	"	"
	Saint-Brieuc	"	"	"	"	15	10	8	"	"
	Le Légué	"	"	"	16	"	"	29	"	"

aux différentes sortes de pêches avec désignation des engins. (Suite.)

QUARTIERS.	SYNDICATS ou PORTS.	MORUE.		HARENG.		MAQUEREAU.			SARDINE.		THON.			POISSONS FRAIS			HOMARD.	LANGOUSTE.	LANGOUSTE DE MAURTANIE.	PÊCHE HAUTURIÈRE ET CÔTIÈRE.		GRANDE PÊCHE, pêche hauturière et côtière. — Valeur totale des produits de pêche débarqués.
		LIGNE.	CHALUT.	CHALUT.	FILET déri- vant.	CHALUT.	FILET.	LIGNE.	FILET droit.	AUTRES filets.	LIGNE.	FILET.	CHALUT.	LIGNE.	FILET.	Quantités de marée fraîche débarquée.				Valeur de la marée fraîche débarquée.		
NORD ET DE LA MANCHE. (Suite.)																						
Caen (Suite.)	Quistreham	"	"	"	20	"	15	"	"	"	"	10	"	14	10	"	"	"	190.487	1.259.820	1.318.820	
	Courseulles	"	"	"	14	"	"	22	"	"	"	"	51	51	51	"	"	"	27.570	206.670	416.670	
	Port-en-Bessin	"	"	"	8	"	"	64	"	"	"	"	34	12	"	6	"	"	2.224.590	4.847.065	5.097.065	
	Grandcamp	"	"	"	"	"	"	48	"	"	"	"	51	69	16	8	"	"	232.500	1.227.000	1.434.200	
Cherbourg	La Hougue	"	"	"	25	"	"	62	"	"	"	"	12	132	20	28	"	"	771.200	1.867.500	2.083.500	
	Barfleur	"	"	"	6	"	"	30	"	"	"	"	69	6	45	"	"	126.300	576.800	576.800		
	Cherbourg	"	"	"	58	"	15	190	"	"	"	"	28	190	72	126	"	"	1.814.924	6.820.671	6.820.671	
	Blainville	"	"	"	"	"	"	6	"	"	"	"	1	127	"	4	"	"	40.365	383.135	395.585	
	Granville	3	"	"	18	"	"	110	"	"	"	"	40	85	30	20	"	"	526.118	2.462.954	4.012.312	
Cancalle	Le Vivier-sur-Mer	"	"	"	"	"	"	"	"	"	"	"	4	10	"	"	"	"	26.725	124.050	124.050	
	Cancalle	"	"	"	"	"	"	198	"	"	"	"	50	45	31	5	"	"	326.090	2.245.300	2.254.650	
Saint-Malo	Saint-Malo	26	4	"	"	"	"	40	"	"	"	"	40	"	10	"	"	"	18.700	170.650	13.754.258	
	Saint-Servan	16	"	"	"	"	"	50	"	"	"	"	5	50	2	3	"	"	90.062	671.420	6.226.579	
	Saint-Suliac	"	"	"	"	"	"	6	"	"	"	"	"	88	8	"	"	"	18.220	155.120	274.170	
	Pleurtuit	"	"	"	"	"	"	20	"	"	"	"	"	38	18	12	"	"	9.550	68.775	103.295	
	Dinard	"	"	"	"	"	"	38	"	"	"	"	"	46	10	21	"	"	15.040	153.150	167.260	
	Pleudihen	"	"	"	"	"	"	"	"	"	"	"	"	"	10	17	"	"	"	7.232	93.688	139.024
Saint-Brieuc	Plouër	"	"	"	"	"	"	"	"	"	"	"	"	10	8	"	"	"	3.105	27.520	37.720	
	Saint-Jacut-de-la-Mer	"	"	"	"	"	"	52	"	"	"	"	18	55	"	4	"	"	59.127	658.680	685.940	
	Dinan	"	"	"	"	"	"	"	"	"	"	"	"	"	6	"	"	"	3.805	41.310	41.310	
	Plévenon	"	"	"	5	"	"	72	"	"	"	"	10	72	30	25	"	"	24.930	217.360	231.360	
Saint-Brieuc	Pléneuf	"	"	"	"	"	"	73	"	"	"	"	14	73	58	42	"	"	83.010	853.190	872.990	
	Saint-Brieuc	"	"	"	"	15	10	8	"	"	"	"	15	10	8	"	"	"	122.400	512.500	537.700	
	Le Légué	"	"	"	16	"	"	29	"	"	"	"	22	4	3	"	"	"	150.150	574.650	600.150	

II. ARMEMENT. — Nombre de bateaux se livrant

QUARTIERS.	SYNDICATS ou PORTS.	MORUE.		HARENG.		MAQUEREAU.			SARDINE.	
		LIGNE.	CHALUT.	CHALUT.	FILET déri- vant.	CHALUT.	FILET.	LIGNE.	FILET droit.	AUTRES filets.
Saint-Brieuc. (Suite.)	Binic.....	"	"	"	2	"	"	14	"	"
Paimpol.....	Plouha.....	"	"	"	"	"	"	12	"	"
	Portrieux.....	"	"	"	"	"	"	40	3	"
	Plouézec.....	"	"	"	"	"	"	45	"	"
	Paimpol.....	8	"	"	"	"	"	100	"	"
	Pontrieux.....	"	"	"	"	"	"	"	"	"
Tréguier.....	Pleubian.....	"	"	"	"	"	25	15	"	"
	Tréguier.....	"	"	"	"	"	18	50	"	"
	Port-Blanc.....	"	"	"	"	"	"	33	"	"
Lannion.....	Perros-Guirec.....	"	"	"	"	"	"	87	"	"
	Pleumeur-Bodou.....	"	"	"	"	"	"	55	"	"
	Lannion.....	"	"	"	"	"	20	50	"	40
Morlaix.....	Plougasnou.....	"	"	"	"	"	"	"	"	"
	Morlaix.....	"	"	"	"	"	"	30	"	"
	Roscoff.....	"	"	"	"	"	"	21	25	"
	Plouénéour-Trez.....	"	"	"	"	"	"	"	"	"
Brest.....	Plouguerneau.....	"	"	"	"	"	"	"	"	"
	L'Aberwrach.....	"	"	"	"	"	"	"	"	"
	Porspoder.....	"	"	"	"	"	10	73	"	"
	Ouessant.....	"	"	"	"	"	"	"	"	"
	Le Conquet.....	"	"	"	"	"	"	38	"	"
	TOTAUX.....	67	24	204	471	130	151	2,321	28	40

RÉGION DE LA MER DU

aux différentes sortes de pêches avec désignation des engins. (Suite.)

THON.	POISSONS FRAIS.			HOMARD.	LANGOUSTE.	LANGOUSTE DE MAURITANIE.	PÊCHE HAUTURIÈRE ET CÔTIÈRE.		GRANDE PÊCHE, pêche hauturière et côtière. — Valeur totale des produits de pêche débarqués.	
	LIGNE.	FILET.	CHALUT.				LIGNE.	FILET.		Quantité de marée fraîche débarquée.
"	"	4	12	2	3	"	"	10.890	123.500	126.500
"	"	"	12	4	4	"	"	5.501	24.972	26.472
"	"	"	38	6	20	"	"	21.625	151.530	154.530
"	"	1	45	3	"	"	"	17.950	74.950	103.620
"	"	"	200	100	50	20	"	58.900	412.100	2.276.698
"	"	"	"	10	"	"	"	1.510	29.600	191.800
"	"	"	15	15	3	"	"	21.650	171.350	395.850
"	"	"	75	7	70	40	"	53.585	427.775	728.005
"	"	"	46	13	23	23	"	11.645	112.555	114.955
"	"	"	87	34	61	61	"	61.140	639.405	731.115
"	"	"	100	20	55	55	"	68.945	428.130	898.828
"	"	10	50	20	20	"	"	258.620	638.720	910.920
"	"	2	72	12	8	4	"	291.535	2.044.550	2.136.170
"	"	12	46	13	17	18	"	55.290	499.000	1.117.900
"	"	"	53	8	65	75	"	162.100	1.353.100	2.736.100
"	"	"	20	3	80	80	"	20.080	215.000	582.800
"	"	"	300	100	150	150	"	440.214	1.689.950	4.312.950
"	"	10	30	12	128	94	"	16.010	191.505	760.005
"	"	"	129	60	85	85	"	114.805	720.065	1.168.545
"	"	"	140	"	140	140	"	86.211	826.721	859.871
"	"	"	62	38	62	62	"	129.667	689.158	904.558
"	"	1.107	3.273	1.145	1.524	907	"	131.989.980	288.761.665	352.101.194

II. — ARMEMENT. — Nombre de bateaux se livrant aux différentes sortes de pêche avec désignation des engins. (Suite.)

QUARTIERS.	SYNDICATS ou PORTS.	MORUE.		HARENG.		MAQUEREAU.			SARDINE.		THON.		POISSONS FRAIS.			HOMARD.	LANGOUSTE.	LANGOUSTE DE MAURITANE.	PÊCHE HAUTURIÈRE ET CÔTIÈRE.		GRANDE PÊCHE, pêche hauturière et côtière. — Valeur totale des produits de pêche débarqués.
		LIGNE.	CHALUT.	CHALUT.	FILET déri- vant.	CHALUT.	FILET.	LIGNE.	FILET droit.	AUTRES filets.	LIGNE.	FILET.	CHALUT.	LIGNE.	FILET.				Quantité de marée fraîche débarquée.	Valeur de la marée fraîche débarquée.	
RÉGION DE L'OcéAN.																					
Brest (Suite.)	Brest	"	"	"	"	"	40	12	27	"	"	"	28	66	63	14	10	"	472.948	2.630.411	3.022.511
	Plougastel-Daoulas . . .	"	"	"	"	"	"	9	"	"	"	"	65	"	"	11	"	"	52.765	375.240	1.606.025
	Le Faou	"	"	"	"	"	"	30	"	"	"	"	"	60	"	"	"	"	21.900	172.500	1.270.500
Camaret	Camaret	"	"	"	"	"	"	"	8	"	5	"	45	22	50	170	"	"	942.399	12.336.998	12.336.998
	Crozon	"	"	"	"	"	36	38	17	"	6	"	4	100	45	60	60	"	181.495	836.330	1.078.140
Douarnenez	Douarnenez	"	"	"	18	"	50	92	200	"	52	"	20	50	20	10	20	19	11.139.688	31.223.447	31.223.447
Audierne	Ile de Sein	"	"	"	"	"	"	"	"	"	"	"	"	"	123	123	"	"	285.207	1.626.640	1.676.640
	Audierne	"	"	"	"	"	8	30	148	"	"	"	6	27	22	75	133	"	2.357.743	7.532.329	7.870.199
Le Guilvinec	Penmarch	"	"	"	"	"	33	121	88	"	"	"	52	121	14	52	13	"	2.720.930	6.017.908	6.056.258
	Guilvinec	"	"	"	"	"	80	40	80	40	1	"	80	20	90	80	54	"	2.195.325	5.101.370	5.101.370
	Loctudy	"	"	"	"	"	25	20	12	"	"	"	60	65	70	50	50	"	204.230	873.206	1.934.606
	Quimper	"	"	"	"	"	"	80	60	"	"	"	65	45	75	50	50	"	117.400	1.907.000	3.007.000
Concarneau	Concarneau	"	"	"	5	11	8	44	45	"	159	"	69	209	49	82	82	"	4.768.207	16.582.240	17.081.782
	Doélan	"	"	"	"	"	50	90	45	"	"	"	240	12	60	45	"	"	487.845	1.984.005	2.027.505
Lorient	Lorient	"	"	"	"	"	8	16	12	"	7	"	67	35	32	102	102	"	20.202.032	54.699.560	54.713.298
	Port-Louis	"	"	"	8	"	16	30	38	"	82	"	150	40	20	8	"	"	1.028.549	3.128.522	3.128.522
	Groix	"	"	"	"	"	15	150	"	"	225	"	50	200	70	90	90	"	1.095.305	3.361.806	3.365.721
Auray	Étel	"	"	"	"	"	"	5	12	"	194	"	45	120	40	7	"	"	466.385	1.610.715	1.611.285
	Quiberon	"	"	"	"	"	4	45	11	"	2	"	"	60	15	112	112	"	2.002.130	5.970.702	5.983.722
	La Trinité-sur-Mer . . .	"	"	"	"	"	"	32	"	"	"	"	1	10	36	9	"	"	83.330	597.260	622.760
	Auray	"	"	"	"	"	"	"	18	"	"	"	42	22	14	12	3	"	42.420	261.510	273.410
	Larmor-Baden	"	"	"	"	"	"	30	"	"	"	"	"	49	9	10	"	"	64.450	162.678	168.608
	Houat	"	"	"	"	"	"	"	"	"	"	"	"	7	3	26	26	"	153.935	435.070	439.390
	Hoëdic	"	"	"	"	"	"	"	"	"	"	"	"	"	"	34	34	"	322.850	630.525	630.525
	Belle-Ile	"	"	"	"	"	"	6	12	"	"	"	"	1	44	11	82	82	289.606	1.084.927	1.123.777
Vannes	Ile-aux-Moines	"	"	"	"	"	"	21	"	"	5	"	"	43	4	20	5	"	14.465	86.120	95.745
	Séné	"	"	"	3	"	"	51	"	"	"	"	103	2	59	"	"	"	144.403	639.256	716.109
	Port-Navalo	"	"	"	"	"	"	15	"	"	"	"	"	18	"	37	"	"	8.495	79.210	79.210
	Sarzeau	"	"	"	"	"	"	20	"	"	"	"	"	1	45	10	18	"	32.425	338.000	376.400

II. — ARMEMENT. — Nombre de bateaux se livrant

aux différentes sortes de pêche avec désignation des engins. (Suite.)

QUARTIERS.	SYNDICATS ou PORTS.	MORUE.		HARENG.		MAQUEREAU.			SARDINE.		THON.		POISSONS FRAIS.			HOMARD.	LANGOUSTE.	LANGOUSTE DE MAURITANE.	PÊCHE HAUTURIÈRE ET CÔTIÈRE.		GRANDE PÊCHE, pêche hauturière et côtière. — Valeur totale des produits de pêche débarqués.
		LIGNE.	CHALUT.	CHALUT.	FILET déri- vant.	CHALUT.	FILET.	LIGNE.	FILET droit.	AUTRES filets.	LIGNE.	FILET.	CHALUT.	LIGNE.	FILET.				Quantité de marée fraîche débarquée.	Valeur de la marée fraîche débarquée.	
RÉGION DE L'Océan. (Suite.)																					
Vannes..... (Suite.)	Damgan.....	"	"	"	5	"	"	5	"	"	"	"	37	"	18	"	"	"	82.780	492.400	565.400
Saint-Nazaire.	La Turballe.....	"	"	"	"	"	"	35	60	"	"	"	54	"	"	"	"	"	1.349.293	3.805.526	3.827.841
	Le Croisic.....	"	"	15	"	"	"	60	34	"	"	"	12	20	10	40	30	"	1.213.050	4.452.185	4.461.685
	Saint-Nazaire.....	"	"	3	"	"	"	3	9	"	"	"	"	69	2	30	"	"	635.000	3.083.320	3.261.075
Nantes.....	Basse-Indre.....	"	"	"	"	"	"	"	"	"	"	"	"	"	150	"	"	"	509.560	3.100.600	3.116.800
	Nantes.....	"	"	"	"	"	"	"	"	"	"	"	"	"	165	"	"	"	15.193	222.710	247.210
	Pornic.....	"	"	"	"	"	"	1	"	"	"	"	"	52	5	22	"	"	136.430	702.299	912.424
Les Sables- d'Olonne.	Beauvoir-sur-Mer....	"	"	"	"	"	"	"	"	"	"	"	62	32	12	10	"	"	151.293	1.019.715	1.132.475
	Noirmoutier.....	"	"	"	"	"	"	"	37	"	"	2	18	"	115	178	178	"	494.272	1.274.936	1.330.836
	Ile d'Yeu.....	"	"	"	"	"	"	10	22	"	"	71	20	"	"	208	"	"	674.177	1.960.051	1.961.551
	Saint-Gilles-sur-Vie..	"	"	"	"	"	"	20	115	"	"	"	135	30	"	29	29	"	1.021.939	4.382.750	4.467.750
	Les Sables-d'Olonne..	"	"	"	"	"	"	35	150	"	"	82	"	235	32	19	30	3	"	2.101.486	9.561.407
La Rochelle..	L'Aiguillon-sur-Mer..	"	"	"	"	"	"	"	"	"	"	"	135	40	12	"	"	"	41.765	235.520	648.120
	La Rochelle.....	"	10	"	"	"	"	10	21	"	"	5	405	"	274	2	2	"	17.093.385	92.962.406	101.319.135
	Saint-Martin-de-Ré...	"	"	"	7	"	"	"	"	"	"	"	38	"	8	2	"	"	10.430	101.465	474.765
	La Flotte.....	"	"	"	"	"	"	"	"	"	"	"	60	"	2	4	"	"	12.250	132.600	718.100

II. — ARMEMENT. — Nombre de bateaux se livrant

aux différentes sortes de pêche avec désignation des engins. (Suite.)

QUARTIERS.	SYNDICATS ou PORTS.	MORUE.		HARENG.		MAQUEREAU.			SARDINE.		THON.		POISSONS FRAIS.			HOMARD.	LANGOUSTE.	LANGOUSTE DE MAURITANIE.	PÊCHE HAUTURIÈRE ET CÔTIÈRE.		GRANDE PÊCHE, pêche hauturière et côtière. — Valeur totale des produits de pêche débarquée.
		LIGNE.	CHALUT.	CHALUT.	FILET déri- vant.	CHALUT.	FILET.	LIGNE.	FILET droit.	AUTRES filets.	LIGNE.	FILET.	CHALUT.	LIGNE.	FILET.				Quantité de marée fraîche débarquée.	Valeur de la marée fraîche débarquée.	
REGION DE L'OCEAN. (Suite.)																					
Rochefort...	Fouras.....	"	"	"	"	"	"	"	"	"	"	"	57	"	"	"	"	63.875	660.950	662.950	
	Rochefort.....	"	"	"	"	"	"	"	"	"	"	"	34	"	30	"	"	6.700	83.800	83.800	
Ile d'Oléron..	Le Château-d'Oléron.	"	"	"	"	"	"	"	"	10	"	"	145	"	"	10	"	166.839	1.104.693	1.176.693	
Marennes....	Marennes.....	"	"	"	"	"	"	"	"	"	"	"	5	"	32	"	"	25.180	218.820	509.820	
	La Tremblade.....	"	"	"	"	"	"	"	"	"	"	"	32	"	127	"	"	63.970	708.700	1.197.500	
	Royan.....	"	"	"	"	"	"	"	"	"	"	"	47	8	"	"	"	74.682	446.514	1.127.514	
Bordeaux....	Blaye.....	"	"	"	"	"	"	"	"	"	"	"	"	"	46	"	"	39.585	321.425	321.425	
	Le Verdon.....	"	"	"	"	"	"	"	"	"	"	"	7	"	30	"	"	62.710	578.920	2.837.520	
	Bordeaux.....	2	3	"	"	"	"	"	"	"	"	"	"	"	"	"	"	339.319	508.979	13.534.174	
Arcachon....	Arès.....	"	"	"	"	"	"	"	"	"	"	"	"	"	300	"	"	21.500	215.000	229.400	
	Gujan-Mestras.....	"	"	"	"	"	"	"	16	"	"	"	"	"	32	"	"	294.240	2.164.260	2.347.760	
	Arcachon.....	"	1	"	"	"	"	18	20	"	"	"	26	"	190	"	"	7.737.032	42.048.710	42.048.710	
Bayonne....	Sames.....	"	"	"	"	"	"	"	"	"	"	"	"	30	225	"	"	180.265	1.676.380	1.676.380	
	Bayonne.....	"	"	"	"	"	"	15	"	8	"	"	"	283	"	8	8	3.281.360	12.434.205	12.434.205	
	Saint-Jean-de-Luz....	"	"	"	"	"	36	52	"	33	29	"	5	23	31	18	18	4.402.295	13.845.920	13.845.920	
TOTAUX.....		2	14	18	34	11	409	1.291	1.327	81	927	"	2.599	2.248	2.685	1.825	1.532	19	94.200.947	366.792.651	400.680.588

II. — ARMEMENT. — Nombre de bateaux se livrant

QUARTIERS.	SYNDICATS ou PORTS.	MORUE.		HARENG.		MAQUEREAU.			SARDINE.	
		LIGNE.	CHALUT.	CHALUT.	FILET déri- vant.	CHALUT.	FILET.	LIGNE.	FILET droit.	AUTRES filets.
RÉGION DE LA										
Port-Vendres .	Port-Vendres	"	"	"	"	"	"	3	1	"
	Banyuls-sur-Mer	"	"	"	"	"	"	15	"	11
	Collioure	"	"	"	"	"	"	5	57	"
	Saint-Laurent	"	"	"	"	"	"	10	4	15
	Leucate	"	"	"	"	"	"	8	5	2
	La Nouvelle	"	"	"	"	"	"	14	10	12
	Gruissan	"	"	"	"	"	"	20	4	20
Sète	Agde	"	"	"	"	"	"	53	118	53
	Mèze	"	"	"	"	"	"	"	"	50
	Sète	"	"	"	"	"	"	82	55	82
	Palavas	"	"	"	"	"	"	"	15	"
	Grau-du-Roi	"	"	"	"	"	"	8	125	"
Martigues	Port-Saint-Louis-du- Rhône	"	"	"	"	"	"	"	"	"
	Port-de-Bouc	"	"	"	"	"	"	9	18	2
	Martigues	"	"	"	"	"	"	17	36	47
Marseille	Marseille	"	"	"	"	"	"	95	66	190
	Cassis	"	"	"	"	"	"	"	"	24
	La Ciotat	"	"	"	"	"	"	17	18	13
Toulon	La Seyne	"	"	"	"	"	"	33	"	68
	Toulon	"	"	"	"	"	"	16	"	120
	Vieux-Salins-d'Hyères	"	"	"	"	"	"	6	3	"
	Saint-Tropez	"	"	"	"	"	"	"	"	18
	Saint-Raphaël	"	"	"	"	"	"	12	42	33
Nice	Cannes	"	"	"	"	"	"	29	"	128
	Golfe Juan	"	"	"	"	"	"	"	"	"
	Antibes	"	"	"	"	"	"	19	29	35
	Cros-de-Cagnes	"	"	"	"	"	"	22	10	47

aux différentes sortes de pêches avec désignation des engins. (Suite.)

THON.	POISSONS FRAIS.			HOMARD.	LANGOUSTE.	LANGOUSTE DE MARIANE.	PÊCHE HAUTURIÈRE ET CÔTIÈRE.		GRAND PÊCHE, pêche hauturière et côtière Valeur totale des produits de pêche débarquée.
	LIGNE.	FILET.	CHALUT.				LIGNE.	FILET.	
MÉDITERRANÉE.									
"	"	4	6	16	"	4	171.604	1.517.132	1.520.332
"	"	3	41	41	20	20	108.045	420.560	423.404
"	"	4	18	20	"	5	979.074	3.207.827	3.220.284
"	"	"	32	160	"	6	216.715	1.621.451	1.621.451
"	"	36	10	81	8	8	93.710	631.440	631.440
1	3	25	5	71	2	2	113.636	498.730	503.430
"	"	48	48	48	"	"	76.500	340.500	340.500
"	"	"	"	86	"	"	131.300	651.600	663.300
"	18	23	120	130	2	3	521.739	3.114.618	3.669.458
"	"	130	60	65	"	"	53.810	379.040	3.212.840
"	82	55	4	100	"	"	834.910	5.402.630	6.276.414
"	5	"	"	200	"	15	425.560	1.815.410	1.815.410
"	36	60	30	80	"	"	249.980	1.659.950	1.664.900
"	"	"	82	82	"	"	108.900	682.600	682.600
"	8	1	4	18	"	"	58.320	435.660	2.037.102
"	29	17	47	"	5	5	607.202	6.062.684	6.068.684
80	45	30	46	423	33	61	6.331.360	37.146.559	37.398.009
"	4	3	66	35	"	24	187.807	823.869	837.669
10	12	6	32	37	"	15	103.350	1.294.910	1.307.160
"	"	31	"	163	"	29	25.835	250.240	662.090
"	"	31	35	135	"	"	599.700	2.543.000	3.413.000
"	4	40	26	35	20	20	473.500	3.259.000	3.707.940
1	6	"	"	140	"	112	280.800	3.285.000	3.302.000
"	"	"	28	65	28	28	57.500	513.200	518.200
"	"	"	11	130	"	17	109.997	1.236.315	1.295.875
"	"	"	9	31	"	3	13.760	816.375	316.375
"	"	"	12	25	"	6	76.004	725.960	746.420
"	"	18	15	47	"	"	116.250	881.500	881.500

II. — ARMEMENT. — Nombre de bateaux se livrant

QUARTIERS.	SYNDICATS OU PORTS.	MORUE.		HARENG.		MAQUEREAU.			SARDINE.	
		LIGNE.	CHALUT.	CHALUT.	FILET déri- vant.	CHALUT.	FILET.	LIGNE.	FILET droit.	AUTRES filets.
RÉGION DE LA										
Port-Vendres	Port-Vendres	"	"	"	"	"	"	3	1	"
	Banyuls-sur-Mer	"	"	"	"	"	"	15	"	11
	Collioure	"	"	"	"	"	"	5	"	57
	Saint-Laurent	"	"	"	"	"	"	10	4	15
	Leucate	"	"	"	"	4	"	8	5	2
	La Nouvelle	"	"	"	"	"	"	14	10	12
	Bages	"	"	"	"	"	"	"	"	"
Gruissan	"	"	"	"	"	"	20	4	20	
Sète	Agde	"	"	"	"	"	"	53	118	53
	Mèze	"	"	"	"	"	"	"	"	50
	Sète	"	"	"	"	"	"	82	55	82
	Palavas	"	"	"	"	"	"	"	15	"
	Grau-du-Roi	"	"	"	"	"	"	8	125	"
Martigues	Port-Saint-Louis-du-Rhône	"	"	"	"	"	"	"	"	"
	Port-de-Bouc	"	"	"	"	"	"	9	18	2
	Martigues	"	"	"	"	"	"	17	36	47
Marseille	Marseille	"	"	"	"	"	"	95	66	190
	Cassis	"	"	"	"	"	"	"	"	24
	La Ciotat	"	"	"	"	"	"	17	18	13
Toulon	La Seyne	"	"	"	"	"	"	33	"	68
	Toulon	"	"	"	"	"	"	16	"	120
	Vieux-Salins-d'Hyères	"	"	"	"	"	"	6	3	"
	Saint-Tropez	"	"	"	"	"	"	"	"	18
	Saint-Raphael	"	"	"	"	"	"	12	42	33
Nice	Cannes	"	"	"	"	"	"	29	"	128
	Golfe Juan	"	"	"	"	"	"	"	"	"
	Antibes	"	"	"	"	"	"	19	29	35
	Cros-de-Cagnes	"	"	"	"	"	"	22	10	47

aux différentes sortes de pêches avec désignation des engins. (Suite.)

THON.	POISSONS FRAIS.		HOMARD.	LANGOUSTE.	LANGOUSTE DE MAURITANIE.	PÊCHE HAUTURIÈRE ET CÔTIÈRE.		GRANDR PÊCHE, pêche hauturière et côtière			
	LIGNE.	FILET.				CHALUT.	LIGNE.		FILET.	Quantité de marée fraîche débarquée.	Valeur de la marée fraîche débarquée.
MÉDITERRANÉE.											
"	"	"	4	6	16	"	4	"	171.604	1.517.132	1.520.332
"	"	"	3	41	41	20	20	"	108.045	420.560	423.404
"	"	"	4	18	20	"	5	"	979.074	3.207.827	3.220.284
"	"	"	"	"	32	160	6	"	216.715	1.621.451	1.621.451
"	"	"	36	10	81	8	8	"	93.710	631.440	631.440
1	3	25	5	71	2	2	"	"	113.636	498.730	503.430
"	"	48	48	48	"	"	"	"	76.500	340.500	340.500
"	"	"	"	86	"	"	"	"	131.300	651.600	663.300
"	18	23	120	130	2	3	"	"	521.739	3.114.618	3.669.458
"	"	130	60	65	"	"	"	"	53.810	379.040	3.212.840
"	82	55	4	100	"	"	"	"	834.910	5.402.630	6.276.414
"	5	"	"	200	"	15	"	"	425.560	1.815.410	1.815.410
"	36	60	30	80	"	"	"	"	249.980	1.659.950	1.664.900
"	"	"	82	82	"	"	"	"	108.900	682.600	682.600
"	8	1	4	18	"	"	"	"	58.320	435.660	2.037.102
"	29	17	47	"	5	5	"	"	607.202	6.062.684	6.068.684
"	80	45	30	46	423	33	61	"	6.331.360	37.146.559	37.398.009
"	"	4	3	66	35	"	24	"	187.807	823.869	837.669
"	10	12	6	32	37	"	15	"	103.350	1.294.910	1.307.160
"	"	"	31	"	163	"	29	"	25.835	250.240	662.090
"	"	31	35	135	"	"	"	"	599.700	2.543.000	3.413.000
"	"	4	40	26	35	20	20	"	473.500	3.259.000	3.707.940
"	1	6	"	"	140	"	112	"	280.800	3.285.000	3.302.000
"	"	"	28	65	28	28	"	"	57.500	513.200	518.200
"	"	"	11	130	"	17	"	"	109.997	1.236.315	1.295.875
"	"	"	9	31	"	3	"	"	13.760	316.375	316.375
"	"	"	12	25	"	6	"	"	76.004	725.960	746.420
"	"	18	15	47	"	"	"	"	116.250	881.500	881.500

II. — ARMEMENT. — Nombre de bateaux se livrant

QUARTIERS.	SYNDICATS ou PORTS.	MORUE.		HARENG.		MAQUEREAU.			SARDINE.	
		LIGNE.	CHALUT.	CHALUT.	FILET déri- vant.	CHALUT.	FILET.	LIGNE.	FILET droit.	AUTRES filets.
RÉGION DE LA										
Port-Vendres.	Port-Vendres.....	"	"	"	"	"	"	3	1	"
	Banyuls-sur-Mer....	"	"	"	"	"	"	15	"	11
	Collioure.....	"	"	"	"	"	"	5	"	57
	Saint-Laurent.....	"	"	"	"	"	"	10	4	15
	Leucate.....	"	"	"	"	"	"	8	5	2
	La Nouvelle.....	"	"	"	"	"	"	14	10	12
	Bages.....	"	"	"	"	"	"	"	"	"
Gruissan.....	"	"	"	"	"	"	20	4	20	40
Sète.....	Agde.....	"	"	"	"	"	"	53	118	53
	Mèze.....	"	"	"	"	"	"	"	"	50
	Sète.....	"	"	"	"	"	"	82	55	82
	Palavas.....	"	"	"	"	"	"	"	15	"
	Grau-du-Roi.....	"	"	"	"	"	"	8	125	"
Martigues....	Port-Saint-Louis-du- Rhône.....	"	"	"	"	"	"	"	"	"
	Port-de-Bouc.....	"	"	"	"	"	"	9	18	2
	Martigues.....	"	"	"	"	"	"	17	36	47
Marseille....	Marseille.....	"	"	"	"	"	"	95	66	190
	Cassis.....	"	"	"	"	"	"	"	"	24
	La Ciotat.....	"	"	"	"	"	"	17	18	13
Toulon.....	La Seyne.....	"	"	"	"	"	"	33	"	68
	Toulon.....	"	"	"	"	"	"	16	"	120
	Vieux-Salins-d'Hyères.	"	"	"	"	"	"	6	3	"
	Saint-Tropez.....	"	"	"	"	"	"	"	"	18
	Saint-Raphael.....	"	"	"	"	"	"	12	42	33
Nice.....	Cannes.....	"	"	"	"	"	"	29	"	128
	Golfe Juan.....	"	"	"	"	"	"	"	"	"
	Antibes.....	"	"	"	"	"	"	19	29	35
	Cros-de-Cagnes.....	"	"	"	"	"	"	22	10	47

aux différentes sortes de pêches avec désignation des engins. (Suite.)

THON.	POISSONS FRAIS.			HOMARD.	LANGOUSTE.	LANGOUSTE DE MAURITANIE.	PÊCHE HAUTURIÈRE ET CÔTIÈRE.		GRANDR PÊCHE, pêche hauturière et côtière Valeur totale des produits de pêche débarquée.	
	LIGNE.	FILET.	CHALUT.				LIGNE.	FILET.		Quantité de marée fraîche débarquée.
MÉDITERRANÉE.										
"	"	4	6	16	"	4	"	171.604	1.517.132	1.520.332
"	"	3	41	41	20	20	"	108.045	420.560	423.404
"	"	4	18	20	"	5	"	979.074	3.207.827	3.220.284
"	"	"	32	160	"	6	"	216.715	1.621.451	1.621.451
"	"	36	10	81	8	8	"	93.710	631.440	631.440
1	3	25	5	71	2	2	"	113.636	498.730	503.430
"	"	48	48	48	"	"	"	76.500	340.500	340.500
"	"	"	"	86	"	"	"	131.300	651.600	663.300
"	18	23	120	130	2	3	"	521.739	3.114.618	3.669.458
"	"	130	60	65	"	"	"	53.810	379.040	3.212.840
"	82	55	4	100	"	"	"	834.910	5.402.630	6.276.414
"	5	"	"	200	"	15	"	425.560	1.815.410	1.815.410
"	36	60	30	80	"	"	"	249.980	1.659.950	1.664.900
"	"	"	82	82	"	"	"	108.900	682.600	682.600
"	8	1	4	18	"	"	"	58.320	435.660	2.037.102
"	29	17	47	"	5	5	"	607.202	6.062.684	6.068.684
80	45	30	46	423	33	61	"	6.331.360	37.146.559	37.398.009
"	4	3	66	35	"	24	"	187.807	823.869	837.669
10	12	6	32	37	"	15	"	103.350	1.294.910	1.307.160
"	"	31	"	163	"	29	"	25.835	250.240	662.090
"	"	31	35	135	"	"	"	599.700	2.543.000	3.413.000
"	4	40	26	35	20	20	"	473.500	3.259.000	3.707.940
1	6	"	"	140	"	112	"	280.800	3.285.000	3.302.000
"	"	"	28	65	28	28	"	57.500	513.200	518.200
"	"	"	11	130	"	17	"	109.997	1.236.315	1.295.875
"	"	"	9	31	"	3	"	13.760	316.375	316.375
"	"	"	12	25	"	6	"	76.004	725.960	746.420
"	"	18	15	47	"	"	"	116.250	881.500	881.500

II. — ARMEMENT. — Nombre de bateaux se livrant

QUARTIERS.	SYNDICATS ou PORTS.	MORUE.		HARENG.		MAQUEREAU.			SARDINE.	
		LIGNE.	CHALUT.	CHALUT.	FILET déri- vant.	CHALUT.	FILET.	LIGNE.	FILET droit.	AUTRES filets.

aux différentes sortes de pêches avec désignation des engins. (Suite.)

THON.	POISSONS FRAIS.			HOMARD.	LANGOUSTE.	LANGOUSTE DE HAUTURIÈRE.	PÊCHE HAUTURIÈRE ET CÔTIÈRE.		GRANDE PÊCHE, pêche hauturière et côtière. Valeur totale des produits de pêche débarquée.		
	LIGNE.	FILET.	CHALUT.				LIGNE.	FILET.		Quantité de marée fraîche débarquée.	Valeur de la marée fraîche débarquée.

RÉGION DE LA MÉDITERRANÉE. (Suite)

Nice..... (Suite.)	Nice.....	"	"	"	"	"	21	"	52	"	"	"	26	63	"	"	"	48 800	500.700	500.700
	Villefranche-sur-Mer.....	"	"	"	"	"	"	120	"	"	"	"	75	30	76	45	"	113.105	1.054.745	1.123.995
	Menton.....	"	"	"	"	"	18	"	18	"	"	"	1	24	27	8	"	63.420	408.470	434.695
Bastia.....	Bastia.....	"	"	"	"	"	"	"	8	"	6	"	"	115	"	28	"	319.335	2.458.733	2.459.283
	Macinaggio.....	"	"	"	"	"	"	"	"	"	6	"	7	20	"	16	"	38 980	281.280	281.280
	Calvi et Ile Rousse.....	"	"	"	"	"	"	"	"	"	51	"	"	59	"	57	"	59.890	792.210	799.390
Ajaccio.....	Ajaccio.....	"	"	"	"	"	"	"	"	"	"	"	50	80	"	20	"	553.500	3.596.500	3.635.500
	Propriano.....	"	"	"	"	"	"	"	"	"	"	"	30	15	"	15	"	32.685	309.160	313.435
	Bonifacio.....	"	"	"	"	"	"	"	"	"	"	"	23	20	"	17	"	70.392	685.920	690.450
TOTAL.....	"	"	"	"	"	21	527	593	1.131	179	92	315	641	977	2.939	118	589	14.426.975	90.805.478	97.976.515

RÉGION DE L'ALGÉRIE.

Bône.....	La Calle.....	"	"	"	"	"	"	5	5	"	"	"	2	14	4	"	4	335.163	1.298.602	1.298.602	
	Bône.....	"	"	"	"	"	14	69	4	14	"	"	"	11	14	30	"	4	1.988.135	8.891.859	8.891.859
Philippeville..	Philippeville.....	"	"	"	"	"	25	42	25	25	30	36	7	89	20	10	10	"	1.282.270	5.423.585	5.576.892
	Collo.....	"	"	"	"	"	12	"	6	21	"	"	"	4	20	"	"	"	167.840	115.530	116.580
	Djidjelli.....	"	"	"	"	"	4	"	"	4	"	"	"	4	4	11	4	"	365.206	1.259.934	1.259.934
	Bougie.....	"	"	"	"	"	13	"	"	"	"	"	"	6	1	13	2	"	380.322	3.228.144	3.228.144
Alger.....	Dellys.....	"	"	"	"	"	1	"	"	"	"	6	"	9	18	"	2	"	56.188	380.513	380.513
	Alger.....	"	"	"	"	"	65	"	70	70	"	"	"	12	40	80	7	"	4.329.510	24.088.960	24.088.960
	Castiglione.....	"	"	"	"	"	"	"	17	39	17	39	3	13	"	13	"	950.627	1.379.800	1.384.340	
	Cherchell.....	"	"	"	"	"	"	"	12	6	"	"	"	3	5	9	5	"	432.408	1.930.245	1.930.245
	Ténès.....	"	"	"	"	"	"	"	1	2	"	"	"	8	18	"	3	"	319.425	1.175.515	1.175.515
Oran.....	Mostaganem.....	"	"	"	"	"	3	11	"	3	13	"	5	12	9	"	"	"	618.770	2.695.563	2.695.563
	Arzew.....	"	"	"	"	"	3	"	"	19	10	12	8	14	17	"	"	"	1.210.339	3.082.735	3.082.735
	Oran.....	"	"	"	"	"	40	30	40	90	"	10	27	155	90	"	45	"	6.580.467	22.184.716	22.193.266
	Nemours.....	"	"	"	"	"	52	"	"	52	"	52	1	1	"	"	"	"	3.175.924	1.760.127	1.760.127
TOTAL.....	"	"	"	"	"	232	152	180	350	70	155	89	383	339	10	99	"	22.192.594	78.895.828	79.063.275	
ENSEMBLE.....	69	38	222	505	162	1.319	4.357	2.666	650	1.089	470	4.436	6.881	7.108	3.477	3.127	19	262.810.496	825.255.622	929.821.572	

III

PERSONNEL.

Renseignements sur le personnel pratiquant la PÊCHE EN BATEAU. (Importance numérique, qualités, âges, industries exercées accessoirement.)

Les renseignements concernant le personnel pratiquant la pêche à pied figurent au Tableau : Production-Pêche à pied (page 145 du présent volume).

QUARTIERS.	PORTS OU SYNDICATS.	DÉCOMPOSITION DU PERSONNEL DES BATEAUX DE PÊCHE.									QUALITÉS DES COMMANDANTS.				ÂGE DES MARINS PÊCHEURS (état-major et équipage).				NOMBRE de MARINS exerçant accés- soirement une autre industrie.	INDUSTRIES EXERCÉES PAR LES MARINS en dehors de la pêche.	
		Capitaines ou patrons.	Seconds.	Officiers	Matelots.	Novices.	Mousses.	Mécaniciens.	Chauffeurs.	Soutiers.	Total.	Capitaines au long cours.	Capitaines au cabotage.	Marins titulaires d'autres brevets ou diplômes.	Patrons non brevetés.	Moins de 16 ans.	16 à 18 ans.	18 à 50 ans.			Plus de 50 ans.
RÉGION DE LA MER DU NORD ET DE LA MANCHE.																					
Dunkerque.....	Dunkerque.....	65	"	"	90	2	11	1	"	"	169	"	"	"	65	8	5	142	14	8	Dockers, journaliers.
	Gravelines.....	112	12	"	435	42	38	91	"	"	730	"	1	78	33	29	64	535	102	107	Journaliers, dockers, cafetiers.
Calais.....	Calais.....	47	"	"	130	24	18	34	"	"	253	"	"	30	17	18	24	174	37	40	Cafetiers, dockers, journaliers.
Boulogne-sur-Mer.	Boulogne-sur-Mer.....	265	220	"	2.135	146	194	289	322	12	3.583	"	"	220	45	194	146	2.438	805	720	Déchargement des navires, gardiens de bateaux.
	Étaples.....	112	"	"	343	30	65	"	"	"	550	"	"	65	47	65	30	310	145	9	Fabrique et réparation de filets.
	Berck-sur-Mer.....	25	"	"	122	5	3	"	"	"	155	"	"	13	12	3	5	98	49	18	Journaliers.
	Le Crotoy.....	42	"	"	70	4	8	"	"	"	124	"	"	2	40	8	4	80	32	"	"
	Saint-Valéry-sur-Somme.....	70	"	"	13	2	3	"	"	"	88	"	"	2	68	3	2	66	17	"	"
	Cayeux-sur-Mer.....	12	"	"	55	1	"	"	"	"	63	"	"	11	1	"	1	44	23	"	"
Dieppe.....	Le Tréport.....	48	"	"	73	7	8	"	"	"	136	"	"	8	40	8	7	87	34	"	"
	Dieppe.....	134	61	"	433	38	59	61	213	12	1.011	"	4	65	65	59	38	820	94	80	Employés chez mareyeurs et marchands de filets.
Fécamp.....	Saint-Valery-en-Caux.....	20	"	"	52	"	"	"	"	"	72	"	"	1	19	"	"	61	11	"	"
	Saint-Pierre-en-Port.....	22	"	"	25	"	"	"	"	"	47	"	1	2	19	"	"	40	7	"	"
	Fécamp.....	148	43	32	1.178	105	57	100	100	13	1.776	"	16	43	89	105	162	1.276	233	51	Gréeurs, voiliers, charpentiers, tonneliers.
	Yport.....	28	"	"	135	10	10	"	"	"	183	"	"	5	23	10	10	70	93	"	"
	Étretat.....	21	"	"	44	2	2	"	"	"	60	"	"	21	2	2	26	39	3	3	Charpentier, crieur de poisson, mareyeur.
Le Havre.....	Le Havre.....	199	2	6	225	15	10	3	12	4	477	1	1	123	74	10	15	378	73	"	"
	Quillebeuf.....	34	"	"	30	8	4	"	"	"	76	"	"	4	30	4	8	40	24	15	Manœuvres.

Renseignements sur le personnel pratiquant la PÊCHE EN BATEAU

QUARTIERS.	PORTS OU SYNDICATS.	DÉCOMPOSITION DU PERSONNEL DES BATEAUX DE PÊCHE.								Total.	
		Capitaines ou patrons.	Seconds.	Officiers.	Matelots.	Nov.	Mousses.	Mécaniciens.	Chauffeurs.		Soutiers.
RÉGION DE LA MER DU											
Caen	Honfleur	116	"	"	150	5	8	"	"	"	279
	Trouville	29	"	"	52	2	"	"	"	"	83
	Dives	19	"	"	54	1	"	"	"	"	74
	Caen	1	"	"	"	"	"	"	"	"	1
	Ouistreham	59	"	"	45	"	"	"	"	"	104
	Courseulles	51	"	"	33	"	1	"	"	"	85
	Port-en-Bessin	99	"	"	154	11	30	"	"	"	294
Grandcamp-les-Bains	125	"	"	144	14	19	"	"	"	302	
Cherbourg	La Hougue	149	"	"	145	3	9	"	"	"	306
	Barfleur	69	"	"	76	5	6	"	"	"	156
	Cherbourg	244	"	"	189	16	13	4	12	"	478
	Blainville	127	"	"	29	5	2	"	"	"	163
	Granville	153	3	8	314	15	3	"	"	"	496
Cancale	Cancale	269	12	16	316	28	26	"	"	"	667
	Le Vivier	14	"	"	12	"	"	"	"	"	26

(importance numérique, qualités, âge, industries exercées accessoirement). [Suite.]

QUALITÉS DES COMMANDANTS.				ÂGE DES MARINS PÊCHEURS (état-major et équipage).				NOMBRE de MARINS exerçant accessoirement une autre industrie.	INDUSTRIES EXERCÉES PAR LES MARINS en dehors de la pêche.
Capitaines au long cours.	Capitaines au cabotage.	Marins titulaires d'autres brevets ou diplômes.	Patrons non brevetés.	Moins de 16 ans.	16 à 18 ans.	18 à 50 ans.	Plus de 50 ans.		
NORD ET DE LA MANCHE. (Suite.)									
"	1	18	97	8	4	220	47	25	Manœuvres.
"	"	4	25	"	2	45	36	30	Idem.
"	"	"	19	"	1	69	4	"	"
"	"	"	1	"	"	"	1	"	"
"	"	"	59	"	"	80	24	"	"
"	"	2	49	1	"	63	21	"	"
"	1	2	96	30	11	190	63	"	"
"	"	74	51	14	19	210	59	"	"
1	1	5	142	9	3	174	120	"	"
"	"	4	65	6	5	112	33	1	Mareyeur.
1	"	5	238	13	16	375	74	25	Cultivateurs.
"	1	4	122	2	3	103	55	110	Idem.
1	8	14	130	3	17	397	79	250	Gréeurs, dockers, voiliers, cultivateurs, manœuvres, calfats.
5	40	80	144	26	28	405	208	300	Cultivateurs.
"	"	"	14	"	"	17	9	"	"

QUARTIERS.	PORTS OU SYNDICATS.	DÉCOMPOSITION DU PERSONNEL DES BATEAUX DE PÊCHE.								Total.	QUALITÉS DES COMMANDANTS.				ÂGE DES MARINS PÊCHEURS (état-major et équipage).				NOMBRE de MARINS exerçant accessoirement une autre industrie.	INDUSTRIES EXERCÉES PAR LES MARINS en dehors de la pêche.
		Capitaines ou patrons.	Seconds.	Officiers.	Matelots.	Novices.	Mousses.	Mécaniciens.	Chauffeurs.		Soutiers.	Capitaines au long cours.	Capitaines au cabotage.	Marins titulaires d'autres brevets ou diplômes.	Patrons non brevetés.	Moins de 16 ans.	16 à 18 ans.	18 à 50 ans.		
RÉGION DE LA MER DU NORD ET DE LA MANCHE. (Suite.)																				
Saint-Malo.....	Saint-Malo.....	70	26	78	960	120	90	12	12	1.368	"	30	"	40	90	120	1.133	25	400	Gréoux, calfats, charpentiers, cultivateurs.
	Saint-Servan.....	76	12	32	500	36	10	4	2	672	"	16	10	50	15	31	576	50	110	Charpentiers, voiliers, calfats, gréoux.
	Saint-Suliac.....	88	"	"	44	3	4	"	"	139	"	"	"	88	4	3	99	33	"	"
	Pleurtuit.....	38	"	"	5	"	3	"	"	46	"	1	4	33	3	"	7	36	30	Charpentiers, calfats.
	Dinard.....	46	"	"	7	1	1	"	"	55	"	"	"	46	1	1	26	27	14	Idem.
	Pleudihen.....	46	"	"	10	"	"	"	"	56	"	"	2	44	"	"	31	25	"	"
	Plouër.....	18	"	"	9	1	"	"	"	28	1	2	"	15	"	1	19	8	"	"
	Saint-Jacut.....	60	"	"	182	5	4	"	"	251	2	1	"	57	4	5	187	55	8	Mareyeurs.
Dinan.....	6	"	"	3	"	"	"	"	9	"	"	"	6	"	"	6	3	2	Idem.	
Saint-Brieuc.....	Plévenon.....	72	"	"	104	4	3	1	"	184	2	1	1	68	1	4	139	40	50	Cultivateurs, manœuvres.
	Pléneuf-Dahouet.....	73	"	"	50	2	1	"	"	126	1	3	3	66	1	2	90	33	70	Idem.
	Saint-Brieuc.....	33	"	"	83	4	2	"	"	122	"	"	13	20	2	4	99	17	95	Travaux de la terre et du port.
	Le Légué.....	29	"	"	112	3	1	"	"	145	"	"	21	8	1	3	126	15	"	"
	Binic.....	14	"	"	6	1	1	"	"	22	"	1	3	10	1	1	16	4	1	Commerçant.
Paimpol.....	Portrieux.....	45	"	"	30	"	2	"	"	77	"	1	5	39	2	"	51	24	"	"
	Plouézec.....	45	"	"	45	2	5	"	"	97	"	"	1	44	5	2	80	10	"	"
	Paimpol.....	245	8	16	350	70	20	4	"	713	1	7	15	222	20	70	523	100	240	Cultivateurs.
	Plouha.....	12	"	"	6	"	"	"	"	18	"	2	1	9	"	"	8	10	5	Idem.
	Pontrieux.....	12	"	"	3	"	"	"	"	15	"	"	"	12	3	"	2	10	"	"

QUARTIERS.	PORTS OU SYNDICATS.	DÉCOMPOSITION DU PERSONNEL DES BATEAUX DE PÊCHE.									QUALITÉS DES COMMANDANTS.				ÂGE DES MARINS PÊCHEURS (état-major et équipage).				NOMBRE de MARINS exerçant accessoirement une autre industrie.	INDUSTRIES EXERCÉES PAR LES MARINS en dehors de la pêche.	
		Capitaines ou patrons.	Seconds.	Officiers.	Matelots.	Novices.	Mousses.	Mécaniciens.	Chauffeurs.	Soutiers.	Total.	Capitaines au long cours.	Capitaines au cabotage.	Marins titulaires d'autres brevets ou diplômes.	Patrons non brevetés.	Moins de 16 ans.	16 à 18 ans.	18 à 50 ans.			Plus de 50 ans.
RÉGION DE LA MER DU NORD ET DE LA MANCHE. (Suite et fin.)																					
Tréguier	Pleubian	75	"	"	28	12	10	"	"	"	125	"	"	3	72	10	12	62	41	12	Cultivateurs.
	Tréguier	82	"	"	71	15	10	"	"	"	176	"	"	"	82	10	15	117	36	5	Idem.
	Port-Blanc	46	"	"	30	5	2	"	"	"	83	"	"	"	46	2	5	45	31	"	"
Lannion	Perros-Guirec	87	"	"	139	16	10	"	"	"	252	"	11	2	74	10	16	122	104	3	1 charpentier, 2 manœuvres.
	Pleumeur-Bodou	117	"	"	90	13	27	"	"	"	247	"	3	2	112	27	13	117	90	15	Cultivateurs, manœuvres.
	Lannion	91	"	"	50	10	9	"	"	"	160	"	"	"	91	9	10	90	51	15	Idem.
Morlaix	Plougasnou	98	"	"	120	"	17	"	"	"	235	"	"	6	92	17	"	153	65	"	"
	Morlaix	120	"	"	127	9	6	"	"	"	262	"	"	1	119	6	9	199	48	40	Cultivateurs.
	Roscoff	260	"	"	162	15	12	"	"	"	449	"	1	31	228	12	15	352	70	78	Cultivateurs et ouvriers.
	Plounéour-Trez	146	"	"	96	15	3	"	"	"	260	"	"	"	146	3	15	200	42	250	Pêcheurs de goémon et crustacés.
Brest	Plouguerneau	403	"	"	449	40	70	"	"	"	962	"	"	"	403	70	40	631	221	"	"
	L'Aberwrach	274	"	"	264	22	8	"	"	"	566	"	"	2	272	8	22	448	90	310	Cultivateurs et pêcheurs de goémon.
	Porspoder	365	"	"	215	20	15	"	"	"	615	2	2	3	358	15	20	380	200	530	Cultivateurs.
	Ouessant	140	"	"	167	16	36	"	"	"	359	"	"	"	140	36	16	184	123	"	"
	Le Conquet	62	"	"	71	5	9	"	"	"	147	"	"	14	48	9	5	94	39	3	Cultivateurs.
TOTAUX Mer du Nord et Manche		6.322	399	188	11.889	1.011	998	604	673	41	22.125	18	157	1.027	5.120	1.035	1.092	15.457	4.541	4.078	

QUARTIERS.	PORTS OU SYNDICATS.	DÉCOMPOSITION DU PERSONNEL DES BATEAUX DE PÊCHE.								Total.	QUALITÉS DES COMMANDANTS.				ÂGE DES MARINS PÊCHEURS (état-major et équipage).				NOMBRE de MARINS exerçant accessoirement une autre industrie.	INDUSTRIES EXERCÉES PAR LES MARINS en dehors de la pêche.	
		Capitaines ou patrons.	Seconds.	Officiers.	Matelots.	Novices.	Mousses.	Mécaniciens.	Chauffeurs.		Soutiers.	Capitaines au long cours.	Capitaines au cabotage.	Marins titulaires d'autres brevets ou diplômes.	Patrons non brevetés.	Moins de 16 ans.	16 à 18 ans.	18 à 50 ans.			Plus de 50 ans.
RÉGION DE LA MER DU NORD ET DE LA MANCHE. (Suite et fin.)																					
Tréguier	Pleubian	75	"	"	28	12	10	"	"	"	125	"	"	3	72	10	12	62	41	12	Cultivateurs.
	Tréguier	82	"	"	71	15	10	"	"	"	178	"	"	"	82	10	15	117	36	5	Idem.
	Port-Blanc	46	"	"	30	5	2	"	"	"	83	"	"	"	46	2	5	45	31	"	"
Lannion	Perros-Guirec	87	"	"	139	16	10	"	"	"	252	"	11	2	74	10	16	122	104	3	1 charpentier, 2 manœuvres.
	Pleumeur-Bodou	117	"	"	90	13	27	"	"	"	247	"	3	2	112	27	13	117	90	15	Cultivateurs, manœuvres.
	Lannion	91	"	"	50	10	9	"	"	"	160	"	"	"	91	9	10	90	51	15	Idem.
Morlaix	Plougasnou	98	"	"	120	"	17	"	"	"	235	"	"	6	92	17	"	153	65	"	"
	Morlaix	120	"	"	127	9	6	"	"	"	262	"	"	1	119	6	9	199	48	40	Cultivateurs.
	Roscoff	260	"	"	162	15	12	"	"	"	449	"	1	31	228	12	15	352	70	78	Cultivateurs et ouvriers.
	Plouénéour-Trez	146	"	"	96	15	3	"	"	"	260	"	"	"	146	3	15	200	42	250	Pêcheurs de goëmons et crustacés.
Brest	Plouguerneau	403	"	"	449	40	70	"	"	"	962	"	"	"	403	70	40	631	221	"	"
	L'Aberwrach	274	"	"	264	22	8	"	"	"	568	"	"	2	272	8	22	448	90	310	Cultivateurs et pêcheurs de goëmons.
	Porspoder	365	"	"	215	20	15	"	"	"	615	2	2	3	358	15	20	380	200	530	Cultivateurs.
	Ouessant	140	"	"	167	16	36	"	"	"	359	"	"	"	140	36	16	184	123	"	"
	Le Conquet	62	"	"	71	5	9	"	"	"	147	"	"	14	48	9	5	94	39	3	Cultivateurs.
TOTAUX Mer du Nord et Manche		6.322	399	188	11.889	1.011	998	604	673	41	22.125	18	157	1.027	5.120	1.035	1.092	15.457	4.541	4.078	

Renseignements sur le personnel pratiquant la PÊCHE EN BATEAU (importance numérique, qualités, âge, industries exercées accessoirement). [Suite.]

QUARTIERS.	PORTS OU SYNDICATS.	DÉCOMPOSITION DU PERSONNEL DES BATEAUX DE PÊCHE.									QUALITÉS DES COMMANDANTS.				ÂGE DES MARINS PÊCHEURS. (Etat-Major et équipage).				NOMBRE de MARINS exerçant accessoirement une autre industrie.	INDUSTRIES EXERCÉES PAR LES MARINS en dehors de la pêche.	
		Capitaines ou patrons.	Second.	Officiers.	Matelots.	Novices.	Mousses.	Mécaniciens.	Chauffeurs.	Soutiers.	Total.	Capitaines au long cours.	Capitaines au cabotage.	Marins titulaires d'autres brevets ou diplômes.	Patrons non brevetés.	Moins de 16 ans.	16 à 18 ans.	18 à 50 ans.			Plus de 50 ans.
RÉGION DE L'Océan.																					
Brest. (Suite.)	Brest.	101	"	"	182	2	25	"	"	"	314	1	"	16	81	25	2	163	120	26	Charpentiers, maçons, journaliers, manœuvres.
	Plougastel-Daoulas	85	"	"	236	12	6	"	"	"	331	"	"	33	52	6	12	292	29	160	Agriculteurs.
	Le Faou	102	"	"	168	27	23	"	"	"	320	"	"	14	88	23	27	237	33	40	Cultivateurs ou carriers.
Camaret.	Camaret.	216	5	"	972	47	45	"	"	"	1.255	"	"	124	92	45	47	1.068	125	140	Cultivateurs et charpentiers.
	Crozon.	146	"	"	564	28	63	"	"	"	801	"	"	37	109	63	28	585	125	380	Idem.
Douarnenez.	Douarnenez.	613	"	"	3.810	132	168	"	"	"	4.721	2	4	177	430	168	132	3.013	1.410	86	Maçons, tailleurs de pierres, cultivateurs et manœuvres.
Audierne.	Ile de Sein.	123	"	"	170	8	14	"	"	"	315	"	"	27	96	14	8	205	88	6	Charpentiers.
	Audierne.	449	"	"	2.489	362	453	"	"	"	3.751	"	"	4	445	453	362	2.607	331	28	Cultivateurs.
Guilvinec.	Penmarch.	373	"	"	453	43	60	"	"	"	926	"	"	57	316	60	43	704	122	"	"
	Guilvinec.	395	"	"	1.261	54	75	"	"	"	1.751	"	"	"	395	75	54	1.206	450	"	"
	Pont-l'Abbé-Loctudy.	267	"	"	350	45	28	"	"	"	690	"	"	128	139	28	45	412	205	38	Cultivateurs.
	Quimper.	115	1	"	192	100	52	12	3	"	478	"	"	40	75	55	102	214	104	9	Idem.
Concarneau.	Concarneau.	715	"	"	2.478	190	220	"	"	"	3.603	"	"	38	677	220	190	2.560	633	680	Idem.
	Doëlan.	240	"	"	470	35	25	"	"	"	770	"	"	10	230	25	35	550	160	500	Idem.
Lorient.	Lorient.	279	72	"	687	72	79	101	135	50	1.473	"	4	159	116	79	72	1.084	240	132	Manœuvres et agriculteurs.
	Port-Louis.	345	"	"	1.030	50	48	"	"	"	1.473	"	"	153	192	50	48	750	625	50	Manœuvres.
	Groix.	454	"	"	1.200	100	130	"	"	"	1.884	"	"	210	244	130	100	1.350	304	"	

QUARTIERS.	PORTS OU SYNDICATS.	DÉCOMPOSITION DU PERSONNEL DES BATEAUX DE PÊCHE.									QUALITÉS DES COMMANDANTS.				ÂGE DES MARINS PÊCHEURS. (Etat-Major et équipage.)				NOMBRE de MARINS exerçant accés- soirement une autre industrie.	INDUSTRIE EXERCÉES PAR LES MARINS en dehors de la pêche.
		Capitaines ou patrons.	Seconds.	Officiers.	Matelots.	Novices.	Mousses.	Mécaniciens.	Chauffeurs.	Soutiers.	Total.	Capitaines au long cours.	Capitaines au cabotage.	Marins titulaires d'autres brevets ou diplômes.	Patrons non brevetés.	Moins de 16 ans.	16 à 18 ans.	18 à 50 ans.		
RÉGION DE L'Océan. (Suite.)																				
Auray	Étel.....	194	"	"	1.255	72	106	"	"	1.027	"	1	149	44	106	72	1.019	430	30	Ostréiculteurs.
	Quiberon.....	118	"	"	396	6	5	"	"	525	1	1	12	104	5	6	365	149	"	Idem.
	La Trinité-sur-Mer.....	56	"	"	30	5	4	"	"	95	1	"	2	53	4	5	54	32	4	Idem.
	Auray.....	122	"	"	108	13	17	"	"	260	"	"	29	93	17	13	180	50	85	Idem.
	Larmor-Baden.....	49	"	"	14	2	2	"	"	67	"	3	"	46	2	2	48	15	30	Idem.
	Houat.....	26	"	"	20	1	2	"	"	49	"	"	1	25	2	1	38	8	"	"
	Hoëdic.....	32	"	"	68	"	4	"	"	104	"	"	"	32	4	"	85	15	"	"
Belle-Ile.....	114	"	"	224	16	4	"	"	358	"	1	29	84	4	16	232	106	4	Épiciers, débitants de boissons.	
Vannes.....	L'Île-aux-Moines.....	72	"	"	63	4	4	"	"	143	"	5	5	62	3	4	87	49	"	"
	Séné.....	177	"	"	79	17	21	"	"	294	"	5	45	127	21	17	163	93	"	"
	Port-Navalo.....	42	"	"	12	"	2	"	"	56	"	5	2	35	2	"	15	39	22	Cultivateurs.
	Sarzeau.....	50	"	"	35	7	11	"	"	103	"	1	4	45	11	7	59	26	8	Mytiliculteurs.
	Damgan.....	67	"	"	30	4	3	"	"	113	"	"	11	56	3	4	70	36	6	"
Saint-Nazaire...	La Turballe.....	114	"	"	367	32	30	"	"	543	"	"	38	76	30	32	346	135	"	"
	Le Croisic.....	79	"	"	250	20	10	"	"	359	"	"	58	20	10	20	245	84	"	"
	Saint-Nazaire.....	105	1	"	194	8	4	"	"	312	"	"	15	90	4	8	270	30	38	Manœuvres.

QUARTIERS.	PORTS OU SYNDICATS.	DÉCOMPOSITION DU PERSONNEL DES BATEAUX DE PÊCHE.									QUALITÉS DES COMMANDANTS.				ÂGE DES MARINS PÊCHEURS (Etat-Major et équipage.)				NOMBRE de MARINS exerçant accessoirement une autre industrie.	INDUSTRIES EXERCÉES PAR LES MARINS en dehors de la pêche.
		Capitaines ou patrons.	Seconds.	Officiers.	Matelots.	Novices.	Mousses.	Mécaniciens.	Chauffeurs.	Soutiers.	Total.	Capitaines au cabotage.	Marins titulaires d'autres brevets ou diplômes.	Patrons non brevetés.	Moins de 16 ans.	16 à 18 ans.	18 à 50 ans.	Plus de 50 ans.		
RÉGION DE L'Océan. (Suite.)																				
Nantes.....	Basse-Indre.....	150	"	"	45	1	"	"	"	196	"	"	"	"	1	120	75	"	"	
	Nantes.....	165	"	"	13	"	"	"	"	178	"	"	"	"	"	133	45	"	"	
	Pornic.....	73	"	"	38	3	5	"	"	119	"	4	"	5	3	88	23	"	"	
Les Sables-d'Olonne	Noirmoutier.....	259	"	"	622	80	74	"	"	1.055	"	1	83	74	78	494	389	72	Agriculteurs.	
	Beauvoir-sur-Mer.....	116	"	"	45	7	6	"	"	174	"	8	108	6	7	131	30	"	"	
	Ile d'Yeu.....	331	20	"	415	44	52	"	"	862	"	141	190	52	44	616	150	"	"	
	Saint-Gilles-sur-Vie.....	194	"	"	398	10	9	"	"	611	"	20	174	9	10	472	120	18	Manœuvres et cultivateurs.	
	Les Sables-d'Olonne.....	400	"	"	1.025	47	40	"	"	1.512	"	27	373	40	47	1.200	225	25	Voiliers, charpentiers, manœuvres.	
La Rochelle.....	L'Aiguillon-sur-Mer.....	135	"	"	12	4	2	"	"	153	"	2	133	2	4	111	36	"	"	
	La Rochelle.....	649	81	12	1.524	19	77	83	231	2.703	"	7	186	77	19	2.462	145	440	Ostréiculteurs et boucholeurs.	
	Saint-Martin-de-Ré.....	48	"	"	97	4	2	"	"	151	"	2	46	2	4	123	22	17	Ostréiculteurs et cultivateurs.	
	La Flotte.....	66	"	"	113	1	3	"	"	183	"	10	56	3	1	129	50	35	Culture et ostréiculture.	
Rochefort.....	Fouras.....	57	"	"	40	4	"	"	"	101	"	1	56	"	4	60	37	"	"	
	Rochefort.....	64	"	"	22	1	4	"	"	91	"	"	64	4	1	75	11	4	Cultivateurs.	
Île d'Oléron.....	Le Château d'Oléron.....	145	"	"	130	28	24	"	"	327	"	21	124	24	28	275	"	613	Agriculteurs, ostréiculteurs.	
Marennnes.....	Marennnes.....	484	"	"	202	19	7	"	"	712	"	4	480	7	19	581	105	700	Ostréiculteurs.	
	La Tremblade.....	405	"	"	137	31	17	2	5	597	"	9	396	17	31	502	47	500	Idem.	
	Royan.....	55	"	"	19	"	"	"	"	74	"	4	51	"	"	59	15	"	"	

QUARTIERS.	PORTS OU SYNDICATS.	DÉCOMPOSITION DU PERSONNEL DES BATEAUX DE PÊCHE.									
		Capitaines ou patrons.	Seconds.	Officiers.	Matelots.	Novices.	Mousses.	Mécaniciens.	Chauffeurs.	Soutiers.	Total.
Bordeaux.....	Blaye.....	46	"	"	30	"	"	"	"	"	76
	Le Verdon.....	104	"	"	106	"	"	"	"	"	210
	Bordeaux.....	8	4	"	123	16	8	3	15	"	177
Arcachon.....	Arés.....	300	"	"	15	3	"	"	"	"	318
	Gujan-Mestras.....	353	"	"	261	12	11	2	"	"	639
	Arcachon.....	440	25	48	585	18	15	29	79	"	1.239
Bayonne.....	Sames.....	233	"	"	695	"	"	"	"	"	928
	Bayonne.....	283	"	"	360	20	15	20	"	"	698
	Saint-Jean-de-Luz.....	92	5	"	560	17	14	38	38	"	764
TOTAUX de l'Océan.....		12.090	214	60	27.498	1.903	2.128	290	506	77	44.766

QUALITÉS DES COMMANDANTS.				ÂGE DES MARINS PÊCHEURS. (Etat-Major et équipage.)				NOMBRE de MARINS exerçant accés- soirement une autre industrie.	INDUSTRIES EXERCÉES PAR LES MARINS en dehors de la pêche.
Capitaines ou long-cours.	Capitaines au cabotage.	Marins titulaires d'autres brevets ou diplômes.	Patrons non brevetés.	Moins de 16 ans.	16 à 18 ans.	18 à 50 ans.	Plus de 50 ans.		
"	"	"	46	"	"	60	16	1	Coiffeur.
"	"	"	104	"	"	134	76	15	Bornage et cabotage.
3	5	"	"	5	19	148	5	"	"
"	"	"	300	"	3	157	158	35	Résiniers et ostréiculteurs.
"	2	38	313	11	12	356	260	80	Ostréiculture.
1	"	70	369	15	18	847	359	450	Ostréiculture, bornage, plaisance.
"	"	6	227	"	"	508	420	"	"
"	"	28	255	15	20	553	110	695	Cultivateurs, dockers, charpentiers, carriers, bou- chonniers, résiniers.
"	"	65	27	14	17	624	109	"	"
10	45	2.356	9.679	2.129	1.904	31.294	9.439	6.212	

QUARTIERS.	ORTS OU SYNDICATS.	DÉCOMPOSITION DU PERSONNEL DES BATEAUX DE PÊCHE.								Total.	
		Capitaines ou patrons.	Seconds.	Officiers.	Matelots.	Novices.	Mousses.	Mécaniciens.	Chauffeurs.		Soutiers.
Port-Vendres....	Port-Vendres.....	34	"	"	30	"	1	4	4	"	73
	Banyuls-sur-Mer.....	66	"	"	88	3	"	"	"	"	157
	Collioure.....	95	"	"	282	7	19	"	"	"	403
	Saint-Laurent-de-la-Salanque.	165	"	"	173	18	9	"	"	"	365
	Leucate.....	81	"	"	16	5	1	"	"	"	103
	La Nouvelle.....	71	"	"	22	"	1	"	"	"	94
	Bages.....	48	"	"	5	"	2	"	"	"	55
Gruissan.....	86	"	"	5	"	1	"	"	"	92	
Sète.....	Agde.....	290	"	"	179	3	9	2	2	"	485
	Mèze.....	253	"	"	17	1	1	"	"	"	272
	Sète.....	479	"	"	278	29	25	"	"	"	811
	Palavas.....	223	"	"	5	6	8	"	"	"	242
	Grau-du Roi.....	199	"	"	50	3	2	"	"	"	254
Martigues.....	Port-Saint-Louis-du-Rhône..	82	"	"	18	2	2	"	"	"	104
	Port-de-Bouc.....	60	"	"	15	"	3	1	1	"	80
	Martigues.....	417	"	"	105	12	1	1	2	"	541
Marseille.....	Marseille.....	682	"	4	780	34	30	22	40	"	1.508
	Cassis.....	66	"	"	28	3	2	"	"	"	99
	La Ciotat.....	69	"	"	61	4	3	"	"	"	137

QUALITÉS DES COMMANDANTS.	ÂGE DES MARINS PÊCHEURS (État-major et équipages).				NOMBRE de MARINS exerçant accessoirement une autre industrie.	INDUSTRIES EXERCÉES PAR LES MARINS en dehors de la pêche.			
	Capitaines au long cours.	Capitaines au cabotage.	Marins titulaires d'autres brevets ou diplômes.	Patrons non brevetés.			Moins de 16 ans.	16 à 18 ans.	18 à 50 ans.
"	"	5	29	1	"	52	20	30	Dockers et vignerons.
"	"	1	65	"	3	127	27	4	Vignerons.
"	"	3	92	19	7	237	140	150	Vignerons, journaliers, ateliers de salaisons.
"	"	2	163	9	18	228	110	100	Travaux agricoles.
"	"	"	81	1	5	54	43	"	"
"	"	"	71	1	"	60	33	"	"
"	"	"	48	2	"	21	32	"	"
2	"	"	84	"	1	40	51	50	Culture de la vigne, vendanges, récolte du sel.
3	"	39	244	9	3	302	171	105	Vignerons.
"	"	"	253	1	1	169	101	10	Cultivateurs, manœuvres.
"	"	31	448	25	29	700	57	80	Dockers.
"	"	2	221	8	6	146	82	"	"
"	"	7	192	2	3	160	89	25	Vignerons et manœuvres.
"	"	"	82	2	2	72	28	4	Dockers, gardien de phare.
"	"	1	59	3	"	62	15	1	Manœuvre.
"	"	15	402	4	12	345	180	12	Cultures maraîchères, ouvriers d'usines.
1	2	46	633	30	34	1.082	450	300	Dockers.
"	"	2	64	2	3	63	31	10	Idem.
"	"	5	64	3	4	84	46	1	Journalier.

Renseignements sur le personnel pratiquant LA PÊCHE EN BATEAU

QUARTIERS.	PORTS OU SYNDICATS.	DÉCOMPOSITION DU PERSONNEL DES BATEAUX DE PÊCHE.								Total.	
		Capitaines ou patrons.	Seconds.	Officiers.	Matelots.	Novices.	Mousses.	Mécaniciens.	Chauffeurs.		Soutiers.
RÉGION DE LA											
Toulon.....	La Seyne.....	227	"	"	59	11	9	"	"	"	306
	Toulon.....	299	"	"	135	15	7	"	"	"	459
	Vieux-Salins-Hyères.....	121	"	"	220	20	15	"	"	"	376
	Saint-Tropez.....	160	"	"	48	4	5	"	"	"	217
	Saint-Raphaël.....	68	"	"	34	2	1	"	"	"	105
Nice....	Cannes.....	141	"	"	108	5	3	"	"	"	257
	Golfe-Juan.....	40	"	"	11	2	1	"	"	"	54
	Antibes.....	78	"	"	42	6	2	"	"	"	128
	Cros-de-Cagnes.....	61	"	"	48	4	"	"	"	"	113
	Nice.....	80	"	"	45	"	"	"	"	"	125
	Villefranche-sur-Mer.....	148	"	"	12	3	3	"	"	"	166
	Menton.....	43	"	"	46	2	1	"	"	"	92
Bastia.....	Bastia.....	115	"	"	136	36	22	"	"	"	309
	Macinaggio.....	29	"	"	19	2	14	"	"	"	64
	Calvi et Île-Rousse.....	60	"	"	79	10	14	"	"	"	163
Ajaccio.....	Ajaccio.....	125	"	"	90	14	11	"	"	"	240
	Propriano.....	30	"	"	39	3	4	"	"	"	76
	Bonifacio.....	60	"	"	61	8	12	"	"	"	141
TOTAUX de la Méditerranée.....		5.351	4	4	3.389	278	246	30	49	"	9.351

(importance numérique, qualités, âge, industries exercées accessoirement). [Suite.]

QUALITÉS DES COMMANDANTS.					ÂGE DES MARINS PÊCHEURS (État-Major et équipages).				NOMBRE de MARINS exerçant accessoirement une autre industrie.	INDUSTRIES EXERCÉES PAR LES MARINS en dehors de la pêche.
Capitaines au long cours.	Capitaines au cabotage.	Marins titulaires d'autres brevets ou diplômes.	Patrons non brevetés.	Moins de 16 ans.	16 à 18 ans.	18 à 50 ans.	Plus de 50 ans.			
MÉDITERRANÉE. (Suite.)										
"	"	"	226	9	11	203	83	"	"	
"	"	13	286	7	15	344	90	"	"	
"	"	70	51	15	20	250	91	50	Cultivateurs et journaliers.	
1	"	14	145	5	4	173	35	7	Manœuvres.	
"	"	2	66	1	2	65	37	25	Viticulteurs, dockers, manœuvres, maçons.	
"	2	5	134	3	5	133	116	5	Manœuvres.	
"	1	3	36	1	2	46	5	2	Employés dans les établissements de bains.	
"	2	1	75	2	6	90	30	8	Ouvriers d'usines, déchargement des navires.	
"	"	17	44	"	4	69	40	10	Jardiniers, cultivateurs.	
"	"	"	80	"	"	90	35	35	Dockers, employés dans divers établissements et casinos.	
"	"	"	148	3	3	68	92	32		Maçons, manœuvres.
"	"	"	43	1	2	66	23	12	Employés dans divers établissements (casinos, hôtels).	
"	"	"	115	22	36	178	73	"	"	
"	"	"	29	14	2	26	22	"	"	
"	"	3	57	14	10	115	24	"	"	
"	"	"	125	11	14	116	99	"	"	
"	"	"	30	4	3	52	17	"	"	
"	"	1	59	12	8	92	29	"	"	
8	11	288	5.014	246	278	0.180	2.647	"	"	

Renseignements sur le personnel pratiquant la PÊCHE EN BATEAU

QUARTIERS.	PORTS OU SYNDICATS.	DÉCOMPOSITION DU PERSONNEL DES BATEAUX DE PÊCHE.									Total.
		Capitaines ou patrons.	Seconds.	Officiers.	Matelots.	Novices.	Mousses.	Mécaniciens.	Chauffeurs.	Soutiers.	
RÉGION DE											
Bône.....	La Calle.....	24	"	"	35	3	2	2	2	2	70
	Bône.....	108	"	"	91	6	1	11	14	"	231
Philippeville.....	Philippeville.....	97	"	"	249	6	7	5	62	"	426
	Collo.....	21	"	"	38	2	"	"	"	"	61
	Djidjelli.....	28	"	"	85	"	"	4	4	"	121
	Bougie.....	27	"	"	53	"	"	"	8	"	83
Alger.....	Dellys.....	27	"	"	76	3	1	"	"	"	107
	Alger.....	147	"	"	179	6	10	12	24	"	378
	Castiglione.....	72	"	"	132	13	7	"	"	"	224
	Cherchell.....	24	"	"	59	1	"	3	6	"	93
	Ténès.....	24	"	"	38	2	"	"	"	"	64
Oran.....	Mostaganem.....	19	"	"	34	6	3	5	8	"	75
	Arzew.....	83	"	"	293	17	10	"	17	"	420
	Oran.....	263	"	"	495	45	30	27	22	"	882
	Nemours.....	53	"	"	260	2	2	"	"	"	317
TOTAUX de l'Algérie.....		1.017	"	"	2.117	112	73	69	167	2	3.557

(importance numérique, qualités, âges, industries exercées accessoirement). [Suite et fin.]

QUALITÉS DES COMMANDANTS.	ÂGE DES MARINS PÊCHEURS (État-major et équipages).				NOMBRE de MARINS exerçant accés soirement une autre industrie.	INDUSTRIES EXERCÉES PAR LES MARINS en dehors de la pêche.			
	Capitaines au long cours.	Capitaines au cabotage.	Marins titulaires d'autres brevets ou diplômes.	Patrons non brevetés.			Moins de 16 ans.	16 à 18 ans.	18 à 50 ans.
RÉGION DE L'ALGÉRIE.									
"	"	6	18	2	3	39	26	4	Journaliers, charretiers.
"	"	28	80	1	7	177	46	42	Manœuvres, dockers, charretiers.
"	"	1	96	7	6	327	86	150	Dockers.
"	"	8	13	"	2	56	3	10	Journaliers, bouchonniers, liégeurs.
"	"	"	28	2	1	95	23	30	Dockers.
"	"	15	12	"	"	73	15	6	Mareyeurs.
"	"	"	27	1	3	63	40	"	"
"	"	37	110	10	6	317	45	"	"
"	"	3	69	7	13	170	34	"	"
"	"	19	5	"	1	58	34	"	"
"	"	"	24	"	2	46	16	6	Manœuvres.
"	"	10	9	3	6	59	7	"	"
"	"	24	59	15	18	335	52	"	"
"	"	27	236	30	45	664	143	300	Dockers, charbonniers.
"	"	4	49	2	2	271	42	"	"
"	"	182	835	80	115	2.750	612	"	"

RÉCAPITULATION.

Région de la mer du Nord et de la Manche.....	6.322	399	188	11.889	1.011	998	604	673	41	22.125
Région de l'Océan.....	12.090	214	60	27.498	1.903	2.128	290	506	77	44.766
Région de la Méditerranée.....	5.351	"	"	3.389	278	216	30	49	"	9.351
Région de l'Algérie.....	1.017	"	"	2.117	112	73	69	167	2	3.557
TOTAUX GÉNÉRAUX.....	24.780	617	252	44.893	3.304	3.415	993	1.395	120	79.799

18	157	1.027	5.120	1.035	1.092	15.457	4.541	"
10	35	2.356	9.679	2.129	1.904	31.294	9.439	"
8	11	288	5.044	246	278	6.180	2.647	"
"	"	182	835	80	115	2.750	612	"
36	213	3.853	20.678	3.490	3.389	55.681	17.239	"

I

PRODUCTION.

QUANTITÉS ET VALEURS.

1° *Production de grande pêche:*

Terre-Neuve, Groenland et Islande (Rendement par port d'armement des bateaux pêcheurs et port de débarquement des produits de la pêche).

2° *Production générale de la pêche en bateau:*

Grande pêche, pêche au large, pêche côtière, pêche dans les étangs salés et la partie maritime des fleuves et rivières.

3° *Production générale de la pêche à pied et indication du nombre des pêcheurs y prenant part;*

4° *Ostréiculture, mytiliculture et autres coquillages, réservoirs à poissons et à crustacés;*

A. Ostréiculture :

a. Huîtres indigènes;

b. Huîtres portugaises.

B. Mytiliculture et autres coquillages.

C. Réservoirs à poissons et à crustacés.

PORTS D'ARMEMENT DES BATEAUX PÊCHEURS.			FÉCAMP.	
PORTS D'ARMEMENT des BATEAUX PÊCHEURS.	QUANTI- TÉS PÊCHÉES.	VALEUR des PRODUITS pêchés.	QUANTITÉS.	VALEUR.
	kilogr.	francs.	kilogr.	francs.
TERRE-NEUVE.				
Fécamp.....	655.570	941.331	655.570	941.331
Le Havre.....	318.565	465.000	318.565	465.000
Granville.....	143.000	233.323	"	"
Saint-Malo.....	3.044.242	4.101.486	"	"
Saint-Servan.....	419.661	459.987	"	"
La Rochelle.....	390.875	572.968	"	"
Bordeaux.....	870.729	1.401.874	"	"
Arcachon.....	701.580	876.975	"	"
TOTAUX.....	6.544.222	9.052.944	974.135	1.406.731

PORTS DE DÉBARQUEMENT DE LA PÊCHE.									
GRANVILLE.		SAINT-MALO.		SAINT-SERVAN.		LA ROCHELLE.		BORDEAUX.	
QUANTITÉS.	VALEUR.	QUANTITÉS.	VALEUR.	QUANTITÉS.	VALEUR.	QUANTITÉS.	VALEUR.	QUANTITÉS.	VALEUR.
kilogr.	francs.	kilogr.	francs.	kilogr.	francs.	kilogr.	francs.	kilogr.	francs.
TERRE-NEUVE.									
"	"	"	"	"	"	"	"	"	"
"	"	"	"	"	"	"	"	"	"
143.000	233.323	"	"	"	"	"	"	"	"
"	"	3.044.242	4.101.486	"	"	"	"	"	"
"	"	"	"	419.661	459.987	"	"	"	"
"	"	"	"	"	"	231.000	277.200	159.875	295.768
"	"	"	"	"	"	"	"	870.729	1.401.879
"	"	"	"	"	"	"	"	701.580	876.975
143.000	233.323	3.044.242	4.101.486	419.661	459.987	231.000	277.200	1.732.184	2.574.617

Quantités : 6.544.222 kg. — Valeur : 9.052.944 fr.

PORT D'ARMEMENT
DES BATEAUX PÊCHEURS.

PORTS D'ARMEMENT
des
BATEAUX PÊCHEURS.

QUANTI-
TÉS
PÊCHÉES.

kilogr.

VALEUR
des
PRODUITS
péchés.

francs.

GROENLAND. — SPITZBERG.

Fécamp.....	4.793.825	6.609.513
Le Havre.....	839.190	1.121.000
Granville.....	290.125	465.030
Saint-Malo.....	5.116.304	9.005.039
Saint-Servan.....	3.431.764	5.094.507
Paimpol.....	449.139	733.770
La Rochelle.....	3.242.932	5.055.729
Bordeaux.....	1.129.647	1.818.732
Arcachon.....	652.790	815.988
TOTAUX.....	19.945.716	30.719.338

PORTS DE DÉBARQUEMENT DE LA PÊCHE.

FÉCAMP.

GRANVILLE.

SAINT-MALO.

SAINT-SERVAN.

QUANTITÉS.

VALEUR.

QUANTITÉS.

VALEUR.

QUANTITÉS.

VALEUR.

QUANTITÉS.

VALEUR.

kilogr.

francs.

kilogr.

francs.

kilogr.

francs.

kilogr.

francs.

GROËNLAND. — SPITZBERG.

3.793.463	5.227.041	"	"	"	"	"	"
839.190	1.121.000	"	"	"	"	"	"
"	"	290.125	465.030	"	"	"	"
"	"	"	"	5.116.304	9.005.039	"	"
"	"	"	"	"	"	3.431.764	5.094.507
"	"	"	"	"	"	"	"
"	"	"	"	"	"	"	"
"	"	"	"	"	"	"	"
5.642.928	7.529.317	290.125	465.030	5.116.304	9.005.039	3.431.764	5.094.507

I. MORUE (GROËNLAND. — SPITZBERG). (Suite.)

PORTS D'ARMEMENT
DES BATEAUX PÊCHEURS.

PORTS D'ARMEMENT
des
BATEAUX PÊCHEURS.

QUANTI-
TÉS
PÊCHÉES.

VALEUR
des
PRODUITS
péchés.

kilogr.

francs.

GROËNLAND. — SPITZBERG. (Suite.)

Fécamp.....	4.793.825	6.609.543
Le Havre.....	839.190	1.121.000
Granville.....	290.125	465.030
Saint-Malo.....	5.116.304	9.005.039
Saint-Servan.....	3.431.764	5.094.507
Paimpol.....	449.139	733.770
La Rochelle.....	3.242.932	5.055.729
Bordeaux.....	1.129.647	1.818.732
Arcachon.....	652.790	815.988
TOTAUX.....	19.945.716	30.719.338

PORTS DE DÉBARQUEMENT DE LA PÊCHE.

PAIMPOL.

LA ROCHELLE.

BORDEAUX.

PORT-DE-BOUC.

QUANTITÉS.

VALEUR.

QUANTITÉS.

VALEUR.

QUANTITÉS.

VALEUR.

QUANTITÉS.

VALEUR.

kilogr.

francs.

kilogr.

francs.

kilogr.

francs.

kilogr.

francs.

GROËNLAND. — SPITZBERG. (Suite.)

"	"	"	"	1.000.362	1.382.502	"	"
"	"	"	"	"	"	"	"
"	"	"	"	"	"	"	"
"	"	"	"	"	"	"	"
"	"	"	"	"	"	"	"
449.139	733.770	"	"	"	"	"	"
"	"	1.131.027	1.927.695	189.063	349.766	912.567	1.596.992
"	"	"	"	1.129.647	1.818.732	"	"
"	"	"	"	652.790	815.988	"	"
449.139	733.770	1.131.027	1.927.695	2.971.862	4.366.988	912.567	1.596.992

Quantités : 19.945.716 kg. — Valeur : 30.719.338 fr.

PORTS D'ARMEMENT
DES BATEAUX PÊCHEURS.

PORTS D'ARMEMENT des BATEAUX PÊCHEURS.	QUANTI-	VALEUR
	TÉS PÊCHÉS.	des PRODUITS pêchés.
	kilogr.	francs.
ISLANDE.		
Gravelines	1.786.103	3.572.206
Boulogne	1.257.957	1.742.240
Fécamp	7.310.363	10.332.119
Le Havre	806.355	1.123.000
Paimpol	767.827	1.229.407
La Rochelle	4.197.073	7.019.737
Bordeaux	1.472.719	2.361.078
TOTAUX	17.598.397	27.379.787

PORTS DE DÉBARQUEMENT DE LA PÊCHE.

GRAVELINES.		BOULOGNE.		FÉCAMP.		GRANVILLE.	
QUANTITÉS.	VALEUR.	QUANTITÉS.	VALEUR.	QUANTITÉS.	VALEUR.	QUANTITÉS.	VALEUR.
kilogr.	francs.	kilogr.	francs.	kilogr.	francs.	kilogr.	francs.
ISLANDE.							
1.786.103	3.572.206	"	"	"	"	"	"
"	"	1.257.957	1.742.240	"	"	"	"
"	"	"	"	5.587.114	7.968.086	405.945	580.790
"	"	"	"	538.340	721.000	"	"
234.755	386.902	"	"	"	"	"	"
"	"	"	"	"	"	158.950	270.215
"	"	"	"	"	"	"	"
2.020.858	3.959.108	1.257.957	1.742.240	6.125.454	8.689.086	564.895	851.005

PORTS D'ARMEMENT
DES BATEAUX PÊCHEURS.

PORTS D'ARMEMENT des BATEAUX PÊCHEURS.	QUANTI-	VALEUR
	TÉS PÊCHÉS.	des PRODUITS péchés.
	kilogr.	francs.
ISLANDE. (Suite.)		
Gravelines.....	1.786.103	3.572.206
Boulogne.....	1.257.957	1.742.240
Fécamp.....	7.310.363	10.332.119
Le Havre.....	806.355	1.123.000
Paimpol.....	767.827	1.229.407
La Rochelle.....	4.197.073	7.019.737
Bordeaux.....	1.472.719	2.361.078
TOTAUX.....	17.598.397	27.379.787

PORTS DE DÉBARQUEMENT DE LA PÊCHE.

SAINT-MALO.		PAIMPOL.		LA ROCHELLE.		BORDEAUX.	
QUANTITÉS.	VALEUR.	QUANTITÉS.	VALEUR.	QUANTITÉS.	VALEUR.	QUANTITÉS.	VALEUR.
kilogr.	francs.	kilogr.	francs.	kilogr.	francs.	kilogr.	francs.
ISLANDE. (Suite.)							
"	"	"	"	"	"	"	"
"	"	"	"	"	"	"	"
315.809	451.883	"	"	"	"	1.001.495	1.331.360
"	"	"	"	"	"	268.015	402.000
"	"	533.072	842.505	"	"	"	"
"	"	"	"	3.101.365	5.157.034	936.758	1.592.488
"	"	"	"	"	"	1.472.719	2.361.078
315.809	451.883	533.072	842.505	3.101.365	5.157.034	3.678.987	5.086.926

Quantités : 17.598.397 kg. — Valeur : 27.379.787 fr.

IV

PRODUCTION. (Suite.)

Production générale de la pêche en bateau.

(Quantités et valeurs des produits débarqués dans les ports français.)

PÊCHE EN BATEAU. — 1932.

DÉSIGNATION DES GENRES DE PÊCHE.	UNITES de QUANTITÉS.	DUNKERQUE.		GRAVELINES.		CALAIS.		
		QUANTITÉS.	VALEUR.	QUANTITÉS.	VALEUR.	QUANTITÉS.	VALEUR.	
			francs.		francs.		francs.	
RÉGION DE LA MER DU NORD ET DE LA MANCHE.								
Islande.....	Morue.....	Kilogr.	"	"	2.020.858	3.959.108	"	"
	Rogue.....	Idem.	"	"	"	"	"	"
	Huile.....	Litre.	"	"	"	"	"	"
Gréland.....	Morue.....	Kilogr.	"	"	"	"	"	"
	Rogue.....	Idem.	"	"	"	"	"	"
	Huile.....	Litre.	"	"	"	"	"	"
Féroé et Dogger-Bank.	Morue.....	Kilogr.	"	"	"	"	"	"
	Rogue.....	Idem.	"	"	"	"	"	"
	Huile.....	Litre.	"	"	"	"	"	"
Terre-Neuve...	Morue.....	Kilogr.	"	"	"	"	"	"
	Rogue.....	Idem.	"	"	"	"	"	"
	Huile.....	Litre.	"	"	"	"	"	"
Poissons divers de la côte occidentale d'Afrique...		Kilogr.	"	"	"	"	"	"
Cabillauds.....		Idem.	14.520	48.940	33.300	84.900	15.500	62.000
Merlus ou Colins.....		Idem.	"	"	"	"	"	"
Turbots.....		Idem.	9.105	137.803	52.850	405.000	4.400	50.400
Barbués.....		Idem.	4.820	54.893	30.625	245.000	1.800	20.600
Carrelets ou Plies.....		Idem.	115.890	481.679	99.680	373.005	63.000	252.000
Soles.....		Idem.	30.320	519.555	86.095	1.395.625	14.000	189.000
Congres.....		Idem.	"	"	"	"	1.000	3.000
Raies.....		Idem.	171.050	493.035	253.330	499.990	26.000	104.000
Mulets et Bars.....		Idem.	"	"	"	"	2.600	39.300
Harengs.....	salés.....	Idem.	"	"	"	"	"	"
	frais.....	Idem.	99.840	86.484	580.000	580.000	614.500	1.056.000
Maquereaux...	salés.....	Idem.	"	"	"	"	"	"
	frais.....	Idem.	9.590	52.130	40.400	187.800	2.400	12.000
Merlans.....		Idem.	62.305	128.665	517.120	2.064.290	29.000	116.000
Sardines.....		Idem.	"	"	"	"	"	"
Sprats.....		Idem.	332.230	83.972	27.000	13.500	7.000	7.000
Anchois.....		Idem.	"	"	"	"	"	"
Thons.....	blancs ou germons.....	Idem.	"	"	"	"	"	"
	grands ou thons rouges.....	Idem.	"	"	"	"	"	"
Poissons divers.....		Kilogr.	41.580	140.730	703.143	2.253.378	36.000	144.000
Crevettes.....	grises ou roses.....	Idem.	180.384	557.939	29.130	136.180	24.700	145.500
	salicoques dites bouquet.....	Idem.	"	"	50.000	200.000	"	"
Homarids.....		Idem.	"	"	"	"	"	"
Langoustes.....		Idem.	"	"	"	"	"	"
Langoustes de Mauritanie dites langoustes vertes...		Idem.	"	"	"	"	"	"
Crabes pouparts ou tourteaux.....		Idem.	"	"	"	"	"	"
Crustacés divers.....		Idem.	"	"	"	"	"	"
Huitres plates.....		Mille.	"	"	"	"	"	"
Huitres portugaises.....		Idem.	"	"	"	"	"	"
Moules.....		Hectol.	306	16.340	"	"	"	"
Coquilles de Saint-Jacques.....		Nombre.	"	"	"	"	"	"
Pétoncles.....		Hectol.	"	"	"	"	"	"
Mollusques divers.....		Idem.	"	"	"	"	"	"
Oursins.....		Nombre.	"	"	"	"	"	"
Violetes.....		Idem.	"	"	"	"	"	"
Oiseaux de mer.....		Idem.	"	"	"	"	"	"
Vers pour appâts.....		Kilogr.	3.000	22.727	"	"	"	"
Corail.....		Idem.	"	"	"	"	"	"
Lichen.....		Idem.	"	"	"	"	"	"
Varech.....		M. cube.	"	"	"	"	"	"
Goémon de soude.....		Idem.	"	"	"	"	"	"
Pailleule.....		Idem.	"	"	"	"	"	"
Sables coquilliers et amendements marins.....		Idem.	"	"	"	"	"	"
VALEUR TOTALE des produits de la pêche en mer.....				2.824.892		12.397.776		2.200.800
Saumons.....		Kilogr.	"	"	"	"	"	"
Esturgeons.....		Idem.	"	"	"	"	"	"
Aloses.....		Idem.	"	"	"	"	"	"
Anguilles.....		Idem.	"	"	"	"	"	"
Mulets et Bars.....		Idem.	"	"	"	"	"	"
Éperlans.....		Idem.	"	"	"	"	"	"
Poissons divers.....		Idem.	"	"	"	"	"	"
Huitres.....	plates.....	Mille.	"	"	"	"	"	"
	portugaises.....	Idem.	"	"	"	"	"	"
Crustacés divers.....		Kilogr.	"	"	"	"	"	"
Mollusques divers.....		Hectol.	"	"	"	"	"	"
VALEUR TOTALE des produits de la pêche en étang et en rivière.....				"		"		"
VALEUR TOTALE des produits de la pêche en bateau.....				2.824.892		12.397.776		2.200.800

DÉSIGNATION DES GENRES DE PÊCHE.	UNITÉS de QUANTITÉS.	BOULOGNE-SUR-MER.		LE TRÉPORT.		DIEPPE.	
		QUANTITÉS.	VALEUR.	QUANTITÉS.	VALEUR.	QUANTITÉS.	VALEUR.
			francs.		francs.		francs.
RÉGION DE LA MER DU NORD ET DE LA MANCHE. (Suite.)							
Islande.....	Morue.....	Kilogr.	1.257.957	1.742.240	"	"	"
Islande.....	Rogue.....	Idem.	"	"	"	"	"
	Huile.....	Litre.	3.050	9.150	"	"	"
Groënland.....	Morue.....	Kilogr.	"	"	"	"	"
	Rogue.....	Idem.	"	"	"	"	"
Féroë et Dogger-Bank.	Huile.....	Litre.	"	"	"	"	"
	Morue.....	Kilogr.	"	"	"	"	"
Terre-Neuve ..	Rogue.....	Idem.	"	"	"	"	"
	Huile.....	Litre.	"	"	"	"	"
Poissons divers de la côte occidentale d'Afrique....		Kilogr.	1.308.080	4.187.355			
Cabillauds.....		Idem.	457.650	2.279.600	36.210	149.525	323.260
Merlus ou Colins.....		Idem.	1.010.095	9.615.640	"	"	165.650
Turbots.....		Idem.	329.550	4.159.300	10.890	184.705	302.900
Barbues.....		Idem.	119.600	1.488.850	10.500	176.112	177.800
Carrelets ou Plies.....		Idem.	390.800	2.037.200	43.200	178.146	1.008.100
Soles.....		Idem.	112.950	2.787.450	10.320	234.650	183.240
Congres.....		Idem.	221.930	1.178.900	16.940	93.626	98.400
Raies.....		Idem.	848.530	3.962.820	39.140	160.232	3.556.300
Mulets et Bars.....		Idem.	7.846	154.021	"	"	9.450
Harengs.....	salés.....	Idem.	5.904.576	8.485.919	141.500	134.425	3.431.000
	frais.....	Idem.	31.546.857	35.869.901	"	"	"
Maquereaux....	salés.....	Idem.	"	"	"	"	"
	frais.....	Idem.	9.490.308	24.642.271	19.980	102.726	2.068.400
Merlans.....		Idem.	19.174.740	31.969.110	39.750	154.986	5.596.530
Sardines.....		Idem.	"	"	"	"	"
Sprats.....		Idem.	64.360	158.580	"	"	"
Anchois.....		Idem.	"	"	"	"	"
Thons.....	blancs ou germons.....	Idem.	47.587	107.474	"	"	"
Poissons divers.....	francs ou thons rouges.....	Idem.	"	"	"	"	"
Crevettes.....	gris ou roses.....	Kilogr.	5.002.994	17.104.583	36.750	179.300	8.151.575
	salicoques dites bouquet.....	Idem.	3.990	22.149	18.920	116.198	15.800
Homards.....		Idem.	5.549	101.374	4.150	100.500	3.995
Langoustes.....		Idem.	989	22.770	"	"	73.300
Langoustes de Mauritanie dites langoustes vertes....		Idem.	15.199	213.276	"	"	"
Crabes pouparts ou tourteaux.....		Idem.	35.439	41.219	"	"	73.360
Crustacés divers.....		Idem.	"	"	24.870	132.772	"
Huitres plates.....		Mille.	"	"	"	"	"
Huitres portugaises.....		Idem.	"	"	"	"	"
Moules.....		Hectol.	"	"	"	"	"
Coquilles de Saint-Jacques.....		Nombre.	6.662.400	4.840.370	42.750	47.750	1.123.650
Pétoncles.....		Hectol.	"	"	"	"	330
Mollusques divers.....		Idem.	"	"	"	"	640
Oursins.....		Nombre.	"	"	"	"	"
Violetes.....		Idem.	"	"	"	"	"
Oiseaux de mer.....		Idem.	"	"	"	"	"
Vers pour appâts.....		Kilogr.	"	"	"	"	"
Corail.....		Idem.	"	"	"	"	"
Lichen.....		Idem.	"	"	"	"	"
Varech.....		M. cube.	"	"	"	"	"
Goémon de soude.....		Idem.	"	"	"	"	"
Pailleule.....		Idem.	"	"	"	"	"
Sables coquilliers et amendements marins.....		Idem.	"	"	"	"	"
VALEUR TOTALE des produits de la pêche en mer.....				157.181.522		2.145.653	51.415.042
Saumons.....		Kilogr.	"	"	"	"	"
Esturgeons.....		Idem.	"	"	"	"	"
Aloses.....		Idem.	"	"	"	"	"
Anguilles.....		Idem.	1.921	11.526	"	"	"
Mulets et Bars.....		Idem.	"	"	"	"	"
Éperlans.....		Idem.	"	"	"	"	"
Poissons divers.....		Idem.	9.995	24.395	"	"	"
Huitres.....	plates.....	Mille.	"	"	"	"	"
	portugaises.....	Idem.	"	"	"	"	"
Crustacés divers.....		Kilogr.	"	"	"	"	"
Mollusques divers.....		Hectol.	"	"	"	"	"
VALEUR TOTALE des produits de la pêche en étang et en rivière.....				35.921		"	"
VALEUR TOTALE des produits de la pêche en bateau.....				157.217.443		2.145.653	51.415.042

DÉSIGNATION DES GENRES DE PÊCHE.	UNITÉS de QUANTITÉS.	FÉCAMP.		LE HAVRE.		HONFLEUR.		
		QUANTITÉS.	VALEUR.	QUANTITÉS.	VALEUR.	QUANTITÉS.	VALEUR.	
			francs.		francs.		francs.	
RÉGION DE LA MER DU NORD ET DE LA MANCHE. (Suite.)								
Islande.....	Morue.....	Kilogr.	6.125.454	8.689.086	"	"	"	"
	Rogue.....	Idem.	8.600	10.870	"	"	"	"
	Huile.....	Litre.	16.909	30.909	"	"	"	"
Groenland....	Morue.....	Kilogr.	5.642.928	7.529.317	"	"	"	"
	Rogue.....	Idem.	"	"	"	"	"	"
	Huile.....	Litre.	"	"	"	"	"	"
Féroë et Dogger-Bank.	Morue.....	Kilogr.	"	"	"	"	"	"
	Rogue.....	Idem.	"	"	"	"	"	"
	Huile.....	Litre.	"	"	"	"	"	"
Terre-Neuve...	Morue.....	Kilogr.	974.135	1.406.331	"	"	"	"
	Rogue.....	Idem.	"	"	"	"	"	"
	Huile.....	Litre.	10.000	19.179	"	"	"	"
Poisons divers de la côte occidentale d'Afrique...		Kilogr.	"	"	"	"	"	"
		Idem.	1.500	2.090	7.405	34.025	"	"
Cabillauds.....		Idem.	"	"	770	3.490	"	"
Merlus ou Colins.....		Idem.	250	2.500	7.559	148.674	1.500	21.000
Turbots.....		Idem.	"	"	5.820	112.440	505	5.050
Barbues.....		Idem.	"	"	63.650	564.200	15.150	101.900
Carrelets ou Plies.....		Idem.	"	"	7.450	185.050	2.360	35.400
Soles.....		Idem.	1.340	4.020	5.160	23.970	"	"
Congres.....		Idem.	1.700	3.400	101.800	502.000	11.500	87.000
Raies.....		Idem.	"	"	850	9.300	"	"
Mulets et Bars.....		Idem.	3.168.317	3.560.279	"	"	"	"
Harerags.....	salés.....	Idem.	8.487.176	12.979.504	"	"	"	"
	frais.....	Idem.	325.182	856.610	"	"	"	"
Maquereaux...	salés.....	Idem.	602.861	1.859.649	100.300	361.500	3.700	22.200
	frais.....	Idem.	"	"	15.500	51.500	11.400	68.400
Merlans.....		Idem.	"	"	"	"	"	"
Sardines.....		Idem.	"	"	4.070	4.070	700.000	250.000
Sprats.....		Idem.	"	"	"	"	"	"
Anchois.....		Idem.	"	"	"	"	"	"
Thons.....	blancs ou germois.....	Idem.	"	"	"	"	"	"
	francs ou thons rouges.....	Idem.	"	"	"	"	"	"
Poissons divers.....		Kilogr.	1.480	3.620	526.342	1.183.220	52.500	315.000
Grovettes.....	grises ou roses.....	Idem.	"	"	96.450	896.050	8.500	102.000
	salicoques dites bouquet.....	Idem.	"	"	580	15.900	"	"
Homards.....		Idem.	90	900	1.670	40.300	"	"
Langoustes.....		Idem.	"	"	"	"	"	"
Langoustes de Mauritanie dites langoustes vertes.....		Idem.	"	"	"	"	"	"
Crabes pouparts ou tourteaux.....		Idem.	"	"	900	7.200	1.220	6.100
Crustacés divers.....		Idem.	150	450	15.100	46.600	1.800	7.200
Huitres plates.....		Mille.	3	4.700	9	17.700	5	2.000
Huitres portugaises.....		Idem.	"	"	"	"	"	"
Moules.....		Hectol.	"	"	40	640	67.000	1.005.000
Coquilles de Saint-Jacques.....		Nombre.	915.200	410.630	832.400	489.800	6.500	6.500
Pétoncles.....		Hectol.	"	"	"	"	"	"
Mollusques divers.....		Idem.	50	5.000	"	"	"	"
Oursins.....		Nombre.	"	"	"	"	"	"
Violetes.....		Idem.	"	"	"	"	"	"
Oiseaux de mer.....		Idem.	"	"	"	"	"	"
Vers pour appâts.....		Kilogr.	"	"	"	"	"	"
Corail.....		Idem.	"	"	"	"	"	"
Lichen.....		Idem.	"	"	"	"	"	"
Varech.....		M. cube.	"	"	"	"	"	"
Goémon de soude.....		Idem.	"	"	"	"	"	"
Pailleule.....		Idem.	"	"	"	"	"	"
Sables coquilliers et amendements marins.....		Idem.	"	"	"	"	"	"
VALEUR TOTALE des produits de la pêche en mer.....				37.379.044		4.797.629		2.034.750
Saumons.....		Kilogr.	"	"	"	"	"	"
Esturgeons.....		Idem.	"	"	"	"	"	"
Aloses.....		Idem.	"	"	"	"	"	"
Anguilles.....		Idem.	"	"	"	"	"	"
Mulets et Bars.....		Idem.	"	"	"	"	"	"
Éperlans.....		Idem.	"	"	"	"	"	"
Poissons divers.....		Idem.	"	"	"	"	"	"
Huitres.....	plates.....	Mille.	"	"	"	"	"	"
	portugaises.....	Idem.	"	"	"	"	"	"
Crustacés divers.....		Kilogr.	"	"	"	"	"	
Mollusques divers.....		Hectol.	"	"	"	"	"	
VALEUR TOTALE des produits de la pêche en étang et en rivière.....				"		"		"
VALEUR TOTALE des produits de la pêche en bateau.....				37.379.044		4.797.629		2.034.750

PÊCHE EN BATEAU. — 1932.

DÉSIGNATION DES GENRES DE PÊCHE.	UNITÉS de QUANTITÉS.	PORT-EN-BESSIN.		GRANDCAMP-LES-BAINS.		SAINT-VAAST-LA-HOUGUE.	
		QUANTITÉS.	VALEUR.	QUANTITÉS.	VALEUR.	QUANTITÉS.	VALEUR.
			francs.		francs.		francs.
RÉGION DE LA MER DU NORD ET DE LA MANCHE. (Suite.)							
Islande.	Morue.	Kilogr.	"	"	"	"	"
	Rogue.	Idem.	"	"	"	"	"
	Huile.	Litre.	"	"	"	"	"
Groenland.	Morue.	Kilogr.	"	"	"	"	"
	Rogue.	Idem.	"	"	"	"	"
	Huile.	Litre.	"	"	"	"	"
Féroë et Dogger-Bank.	Morue.	Kilogr.	"	"	"	"	"
	Rogue.	Idem.	"	"	"	"	"
	Huile.	Litre.	"	"	"	"	"
Terre-Neuve.	Morue.	Kilogr.	"	"	"	"	"
	Rogue.	Idem.	"	"	"	"	"
	Huile.	Litre.	"	"	"	"	"
Poissons divers de la côte occidentale d'Afrique.		Kilogr.	"	"	"	"	"
Cabillauds.		Idem.	"	"	"	700	2.800
Merlus ou Colins.		Idem.	"	"	"	13.800	45.300
Turbots.		Idem.	23.420	251.220	6.000	76.000	1.000
Barbus.		Idem.	21.925	236.620	"	"	1.700
Carrelets ou Plies.		Idem.	324.750	1.299.000	18.000	136.000	66.600
Soles.		Idem.	21.095	316.425	7.600	142.000	5.700
Congros.		Idem.	"	"	700	2.800	56.700
Raies.		Idem.	560.300	699.550	90.000	360.000	51.200
Mulets et Bars.		Idem.	"	"	2.100	31.500	10.100
Harengs.	salés.	Idem.	"	"	"	"	"
	frais.	Idem.	600	2.400	"	"	47.600
	salés.	Idem.	"	"	"	"	"
Maquereaux.	frais.	Idem.	36.000	108.000	60.000	210.000	72.700
Merlans.		Idem.	275.450	826.350	"	"	"
Sardines.		Idem.	"	"	"	"	"
Sprats.		Idem.	"	"	"	"	"
Anchois.		Idem.	"	"	"	"	"
Thons.	blancs ou germans.	Idem.	"	"	"	"	"
	francs ou thons rouges.	Idem.	"	"	"	"	"
Poissons divers.		Kilogr.	958.600	1.046.750	45.000	225.000	398.100
Grevettes.	grises ou roses.	Idem.	"	"	"	"	500
	salicoques dites bouquet.	Idem.	"	"	"	"	7.000
Homards.		Idem.	2.450	60.750	2.000	28.000	1.100
Langoustes.		Idem.	"	"	"	"	"
Langoustes de Mauritanie dites langoustes vertes.		Idem.	"	"	"	"	"
Crabes pouparts ou tourteaux.		Idem.	"	"	"	13.600	37.500
Crustacés divers.		Idem.	"	"	"	"	"
Huitres plates.		Mille.	"	"	"	"	"
Huitres portugaises.		Idem.	"	"	"	"	"
Moules.		Hectol.	"	"	"	600	27.500
Coquilles de Saint-Jacques.		Nombre.	590.000	250.000	180.000	90.000	267.000
Pétoncles.		Hectol.	"	"	"	"	"
Mollusques divers.		Idem.	"	"	5.500	110.000	1.200
Oursins.		Nombre.	"	"	"	"	"
Violetes.		Idem.	"	"	"	"	"
Oiseaux de mer.		Idem.	"	"	"	"	"
Vers pour apprêts.		Kilogr.	"	"	"	"	"
Corail.		Idem.	"	"	"	"	"
Lichen.		Idem.	"	"	"	"	"
Varech.	M. cube.	Idem.	"	"	"	"	"
Goémon de soude.		Idem.	"	"	"	"	"
Pailleule.		Idem.	"	"	"	"	"
Sables coquilliers et amendements marins.		Idem.	"	"	660	7.200	300
VALEUR TOTALE des produits de la pêche en mer.				5.097.065		1.418.500	
Saumons.		Kilogr.	"	"	"	"	400
Esturgeons.		Idem.	"	"	"	"	"
Aloses.		Idem.	"	"	"	"	"
Anguilles.		Idem.	"	"	"	14.800	41.400
Mulets et Bars.		Idem.	"	"	900	11.700	1.400
Éperlans.		Idem.	"	"	"	"	"
Poissons divers.		Idem.	"	"	800	4.000	13.500
Huitres.	plates.	Mille.	"	"	"	"	"
	portugaises.	Idem.	"	"	"	"	"
Crustacés divers.		Kilogr.	"	"	"	"	"
Mollusques divers.		Hectol.	"	"	"	"	"
VALEUR TOTALE des produits de la pêche en étang t ou rivière.				"		15.700	
VALEUR TOTALE de produits de la pêche en bateau.				5.097.665		1.434.200	

PÊCHE EN BATEAU. — 1932.

DÉSIGNATION DES GENRES DE PÊCHE.	UNITÉS de QUANTITÉS.	CHERBOURG.		GRANVILLE.		SAINT-MALO.		
		QUANTITÉS.	VALEUR.	QUANTITÉS.	VALEUR.	QUANTITÉS.	VALEUR.	
			francs.		francs.		francs.	
RÉGION DE LA MER DU NORD ET DE LA MANCHE. (Suite.)								
Islande	Morue.....	Kilogr.	"	"	564.895	851.005	315.809	451.883
	Rogue.....	"	"	"	"	"	"	"
	Huile.....	Litre.	"	"	"	"	"	"
Groenland	Morue.....	Kilogr.	"	"	290.125	465.030	5.116.304	9.005.039
	Rogue.....	"	"	"	"	"	"	"
	Huile.....	Litre.	"	"	"	"	"	"
Féroë et Dogger-Bank.	Morue.....	Kilogr.	"	"	"	"	"	"
	Rogue.....	"	"	"	"	"	"	"
	Huile.....	Litre.	"	"	"	"	"	"
Terre-Neuve	Morue.....	Kilogr.	"	"	143.000	233.323	3.044.242	4.101.486
	Rogue.....	"	"	"	"	"	"	"
	Huile.....	Litre.	"	"	"	"	"	"
Poissons divers de la côte occidentale d'Afrique		Kilogr.	"	"	"	"	"	"
Cabillauds		Idem.	2.110	7.883	"	"	"	"
Merlus ou Colins		Idem.	49.130	228.274	"	"	"	"
Turbots		Idem.	7.380	70.635	3.813	47.939	"	"
Barbus		Idem.	3.695	39.490	1.620	17.960	"	"
Carrelets ou Plies		Idem.	65.960	458.017	12.060	104.270	1.760	17.600
Soles		Idem.	5.409	108.709	16.490	321.800	1.240	18.600
Congres		Idem.	280.205	1.061.565	15.020	49.770	1.550	7.750
Raies		Idem.	182.315	437.179	87.275	333.600	"	"
Mulets et Bars		Idem.	39.345	478.635	14.936	193.615	1.580	23.700
Harengs	salés.....	Idem.	"	"	"	"	"	"
	frais.....	Idem.	4.435	13.305	4.350	21.750	"	"
Maquereaux	salés.....	Idem.	"	"	"	"	"	"
	frais.....	Idem.	49.040	207.360	12.125	95.755	9.000	50.000
Merlans		Idem.	350.450	923.525	7.910	34.570	"	"
Sardines		Idem.	"	"	"	"	"	"
Sprats		Idem.	"	"	"	"	"	"
Anchois		Idem.	"	"	"	"	"	"
	(blancs ou germans)	Idem.	"	"	"	"	"	"
Poissons divers		Kilogr.	642.405	1.748.985	239.255	809.465	1.840	18.400
Crevettes	grises ou roses.....	Idem.	105	1.890	3.300	16.500	"	"
	salicoques dites bouquet.....	Idem.	6.980	202.640	350	3.500	"	"
Homards		Idem.	34.055	499.665	7.150	100.730	1.730	34.600
Langoustes		Idem.	510	8.970	"	"	"	"
Langoustes de Mauritanie dites langoustes vertes		Idem.	"	"	"	"	"	"
Crabes pouparts ou tourteaux		Idem.	79.705	266.329	86.210	132.220	"	"
Crustacés divers		Idem.	11.690	57.615	3.860	4.410	"	"
Huitres plates		Mille.	"	"	"	"	"	"
Huitres portugaises		Idem.	"	"	"	"	"	"
Moules		Hectol.	"	"	"	"	"	"
Coquilles de Saint-Jacques		"	"	"	"	"	"	"
Pétoncles		Nombre.	"	"	"	"	"	"
Mollusques divers		Hectol.	"	"	"	"	"	"
Oursins		Idem.	"	"	"	"	"	"
Violet		Nombre.	"	"	"	"	"	"
Violet		Idem.	"	"	"	"	"	"
Oiseaux de mer		Idem.	"	"	"	"	"	"
Vers pour appâts		Idem.	"	"	"	"	"	"
Corail		Kilogr.	"	"	"	"	"	"
Lichen		Idem.	"	"	"	"	"	"
Varech		Idem.	"	"	"	"	"	"
Varech		M. cube.	"	"	"	"	"	"
Goémon de soude		Idem.	"	"	"	"	"	"
Pailleule		Idem.	"	"	"	"	"	"
Sables coquilliers et amendements marins		Idem.	"	"	"	"	"	"
VALEUR TOTALE des produits de la pêche en mer				6.820.671		3.837.212		13.754.258
Saumons		Kilogr.	"	"	6.700	153.000	"	"
Esturgeons		Idem.	"	"	"	"	"	"
Aloses		Idem.	"	"	"	"	"	"
Anguilles		Idem.	"	"	3.600	21.600	"	"
Mulets et Bars		Idem.	"	"	100	500	"	"
Éperlans		Idem.	"	"	"	"	"	"
Poissons divers		Idem.	"	"	"	"	"	"
Huitres	plates.....	Mille.	"	"	"	"	"	"
	portugaises.....	Idem.	"	"	"	"	"	"
Crustacés divers		Kilogr.	"	"	"	"	"	"
Mollusques divers		Hectol.	"	"	"	"	"	"
VALEUR TOTALE des produits de la pêche en étang et en rivière						175.100		"
VALEUR TOTALE des produits de la pêche en bateau				6.820.671		4.012.312		13.754.258

PÊCHE EN BATEAU. — 1932.

DÉSIGNATION DES GENRES DE PÊCHE.	UNITÉS de QUANTITÉS.	SAINT-SERVAN.		AUTRES PORTS.		TOTAUX DE LA RÉGION DE LA MER DU NORD ET DE LA MANCHE.		
		QUANTITÉS.	VALEUR.	QUANTITÉS.	VALEUR.	QUANTITÉS.	VALEUR.	
			francs		francs.		francs.	
RÉGION DE LA MER DU NORD ET DE LA MANCHE. (Suite et fin.)								
Islande.....	Morue.....	Kilogr.	"	"	533.072	842.505	10.818.045	16.535.827
	Rogue.....	Idem.	"	"	3.496	790	12.096	11.660
	Huile.....	Litre.	"	"	1.889	7.988	21.848	48.047
Groenland....	Morue.....	Kilogr.	3.431.764	5.094.507	449.139	733.770	14.930.260	22.827.663
	Rogue.....	Idem.	"	"	18.683	4.245	18.683	4.245
	Huile.....	Litre.	"	"	950	2.100	950	2.100
Fé-oë et Dogger-Bank.	Morue.....	Kilogr.	"	"	"	"	"	"
	Rogue.....	Idem.	"	"	"	"	"	"
	Huile.....	Litre.	"	"	"	"	"	"
Terre-Neuve...	Morue.....	Kilogr.	419.661	459.987	"	"	4.581.038	6.201.127
	Rogue.....	Idem.	"	"	"	"	"	"
	Huile.....	Litre.	"	"	"	"	10.000	19.179
Poissons divers de la côte occidentale d'Afrique...		Kilogr.	"	"	"	"	1.308.080	4.187.355
Cabillauds.....		Idem.	"	"	11.184	60.371	903.339	4.187.784
Merlus ou Colins.....		Idem.	"	"	25.890	155.822	1.265.335	11.226.826
Turbots.....		Idem.	"	"	95.760	1.361.625	856.377	9.520.901
Barbues.....		Idem.	"	"	39.485	562.460	419.895	4.610.350
Carrelets ou Plies.....		Idem.	1.200	12.000	580.994	2.825.818	2.870.794	12.559.435
Soles.....		Idem.	565	11.300	179.935	3.055.031	684.169	12.459.495
Congres.....		Idem.	1.630	8.100	334.707	1.509.447	1.035.282	4.628.148
Raies.....		Idem.	225	1.125	431.687	1.953.031	6.415.352	15.090.962
Mulets et Bars.....		Idem.	2.437	48.740	112.378	1.334.643	203.616	2.575.154
Harengs.....	salés.....	Idem.	"	"	5.000	7.500	9.077.893	12.053.698
	frais.....	Idem.	"	"	269.943	423.573	45.227.801	54.708.539
Maquereaux.....	salés.....	Idem.	"	"	3.250	16.250	328.432	872.860
	frais.....	Idem.	5.425	21.700	476.590	2.430.975	13.058.819	36.013.066
Merlans.....		Idem.	"	"	186.990	1.029.830	26.267.145	47.538.066
Sardines.....		Idem.	"	"	220.310	381.680	220.310	381.680
Sprats.....		Idem.	"	"	102.800	40.600	1.237.460	557.722
Anchois.....		Idem.	"	"	"	"	"	"
Thons.....	blancs ou germans.....	Idem.	"	"	"	"	"	"
	francs ou thons rouges.....	Idem.	"	"	"	"	"	"
Poissons divers.....		Kilogr.	7.955	42.475	1.187.743	4.733.096	18.693.262	42.493.172
Crevettes.....	grises ou roses.....	Idem.	"	"	174.110	1.198.841	555.479	3.241.057
	salicoques dites bouquet.....	Idem.	"	"	10.953	230.515	69.363	659.555
Homards.....		Idem.	9.340	143.265	146.420	2.218.930	219.699	3.419.714
Langoustes.....		Idem.	4.550	101.000	133.275	2.224.099	139.324	2.356.839
Langoustes de Mauritanie dites langoustes vertes.....		Idem.	"	"	"	"	15.199	213.276
Crabes pouparts ou tourteaux.....		Idem.	28.800	149.450	132.630	435.865	451.864	1.184.283
Crustacés divers.....		Idem.	27.935	132.265	194.230	545.930	279.635	927.242
Huitres plates.....		Mille.	"	"	13	5.600	30	30.000
Huitres portugaises.....		Idem.	"	"	"	"	"	"
Moules.....		Hectol.	"	"	14.302	444.710	82.708	1.512.590
Coquilles de Saint-Jacques.....		Nombre.	"	"	447.330	386.830	11.067.230	7.441.940
Pétoncles.....		Hectol.	"	"	400	10.000	730	31.450
Mollusques divers.....		Idem.	"	"	6.125	231.295	13.515	453.685
Oursins.....		Nombre.	"	"	310.350	44.398	310.350	44.398
Violetes.....		Idem.	"	"	"	"	"	"
Oiseaux de mer.....		Idem.	"	"	"	"	"	"
Vers pour appâts.....		Kilogr.	133	665	15.590	90.620	18.723	114.012
Corail.....		Idem.	"	"	"	"	"	"
Lichen.....		Idem.	"	"	522.350	442.890	522.350	442.890
Varech.....		M. cube.	"	"	139.570	842.575	139.570	842.575
Goémon de soude.....		Idem.	"	"	336.693	5.158.866	337.373	5.165.666
Pailleule.....		Idem.	"	"	1.720	12.700	1.720	12.700
Sables coquilliers et amendements marins.....		Idem.	"	"	65.980	1.502.505	66.940	1.512.705
VALEUR TOTALE des produits de la pêche en mer.....				6.226.579		39.500.319		351.029.112
Salmons.....		Kilogr.	"	"	2.799	78.340	9.899	236.440
Esturgeons.....		Idem.	"	"	"	"	"	"
Aloses.....		Idem.	"	"	"	"	3.600	21.600
Anguilles.....		Idem.	"	"	9.648	94.510	26.469	147.936
Mulets et Bars.....		Idem.	"	"	12.611	156.926	14.911	181.226
Éperlans.....		Idem.	"	"	15.540	99.240	15.540	99.240
Poissons divers.....		Idem.	"	"	42.070	233.200	66.365	288.595
Huitres.....	plates.....	Mille.	"	"	"	"	"	"
	portugaises.....	Idem.	"	"	"	"	"	"
Crustacés divers.....		Kilogr.	"	"	1.685	11.975	1.685	11.975
Mollusques divers.....		Hectol.	"	"	9.271	85.070	9.271	85.070
VALEUR TOTALE des produits de la pêche en étang et en rivière.....						759.261		1.072.082
VALEUR TOTALE des produits de la pêche en bateau.....				6.226.579		40.259.580		352.101.194

DÉSIGNATION DES GENRES DE PÊCHE.	UNITÉS de QUANTITÉ.	CAMARET.		DOUARNENEZ.		AUDIERNE.		PENMARCH.	
		QUANTITÉS.	VALEUR.	QUANTITÉS.	VALEUR.	QUANTITÉS.	VALEUR.	QUANTITÉS.	VALEUR.
			francs.		francs.		francs.		francs.
RÉGION DE L'OcéAN.									
Islande.....	Morue.....	Kilogr.	"	"	"	"	"	"	"
	Rogue.....	Idem.	"	"	"	"	"	"	"
	Huile.....	Litre.	"	"	"	"	"	"	"
Groenland.....	Morue.....	Kilogr.	"	"	"	"	"	"	"
	Rogue.....	Idem.	"	"	"	"	"	"	"
	Huile.....	Litre.	"	"	"	"	"	"	"
Féroë et Dogger-Bank.	Morue.....	Kilogr.	"	"	"	"	"	"	"
	Rogue.....	Idem.	"	"	"	"	"	"	"
	Huile.....	Litre.	"	"	"	"	"	"	"
Terre-Neuve.....	Morue.....	Kilogr.	"	"	"	"	"	"	"
	Rogue.....	Idem.	"	"	"	"	"	"	"
	Huile.....	Litre.	"	"	"	"	"	"	"
Poissons divers de la côte occidentale d'Afrique...		Kilogr.	"	"	"	"	"	"	"
Cabillauds.....		Idem.	"	"	"	"	"	"	"
Merlus ou Colins.....		Idem.	"	"	"	"	"	"	"
Turbots.....		Idem.	500	6.000	16.830	168.300	420	4.830	"
Baribues.....		Idem.	"	"	"	"	"	"	"
Carrelets ou Plies.....		Idem.	"	"	4.890	31.640	1.560	8.800	2.200
Soles.....		Idem.	"	"	4.040	80.800	460	4.872	2.850
Congres.....		Idem.	4.250	14.375	128.230	422.410	10.596	35.784	36.700
Rais.....		Idem.	8.700	26.250	1.617.275	4.426.300	34.590	85.597	79.000
Mulets et Bars.....		Idem.	1.150	10.200	14.630	70.995	9.250	84.700	5.100
Harengs.....	salés.....	Idem.	"	"	"	"	"	"	"
	frais.....	Idem.	"	"	1.380	5.315	"	"	6.000
Maquereaux.....	salés.....	Idem.	"	"	"	"	"	"	"
	frais.....	Idem.	4.450	20.700	3.180.131	4.920.372	89.800	171.070	766.500
Merlans.....		Idem.	4.500	21.750	10.025	57.105	14.300	63.015	1.600
Sardines.....		Idem.	144.546	267.811	4.226.685	11.896.865	1.527.301	3.042.971	1.462.650
Sprats.....		Idem.	"	"	91.620	61.620	"	"	"
Anchois.....		Idem.	"	"	3.250	4.225	"	"	"
Thons.....	blancs ou germons.....	Idem.	28.107	96.055	761.570	2.561.890	16.830	56.480	"
	francs ou thons rouges.....	Idem.	"	"	"	"	"	"	"
Poissons divers.....		Kilogr.	16.500	93.500	660.885	1.081.810	89.910	355.647	73.000
Crevettes.....	grises ou roses.....	Idem.	100	2.000	1.050	21.000	"	"	"
	salicoques dites bouquet.....	Idem.	"	"	2.097	41.940	"	"	3.830
Homards.....		Idem.	101.371	1.456.223	7.890	128.010	53.116	823.088	11.800
Langoustes.....		Idem.	463.225	10.064.634	24.045	504.735	117.350	2.311.400	6.700
Langoustes de Mauritanie dites langoustes vertes...		Idem.	"	"	358.200	4.697.290	"	"	"
Crabes pounpats ou tourteaux.....		Idem.	80.000	130.000	9.995	15.930	392.260	484.075	182.000
Crustacés divers.....		Idem.	85.000	127.500	14.970	24.895	"	"	81.000
Huitres plates.....		Mille.	"	"	"	"	"	"	"
Huitres portugaises.....		Idem.	"	"	"	"	"	"	"
Moules.....		Hectol.	"	"	"	"	"	"	"
Coquilles de Saint-Jacques.....		Nombre.	"	"	"	"	"	"	"
Pétoncles.....		Hectol.	"	"	"	"	"	"	"
Mollusques divers.....		Idem.	"	"	"	"	"	"	"
Oursins.....		Nombre	"	"	"	"	"	"	"
Violetes.....		Idem.	"	"	"	"	"	"	"
Oiseaux de mer.....		Idem.	"	"	"	"	"	"	"
Vers pour apprêts.....		Kilogr.	"	"	"	"	"	"	"
Corail.....		Idem.	"	"	"	"	"	"	"
Lichen.....		Idem.	"	"	"	"	"	"	"
Varech.....		M. cube.	"	"	"	"	"	"	"
Goémon de soude.....		Idem.	"	"	"	"	22.715	227.150	2.950
Pailleule.....		Idem.	"	"	"	"	"	"	"
Sables coquilliers et amendements marins.....		Idem.	"	"	"	"	15.450	110.720	"
VALEUR TOTALE des produits de la pêche en mer.....				12.336.998		31.233.447		7.870.199	6.056.258
Saumons.....		Kilogr.	"	"	"	"	"	"	"
Esturgeons.....		Idem.	"	"	"	"	"	"	"
Aloses.....		Idem.	"	"	"	"	"	"	"
Anguilles.....		Idem.	"	"	"	"	"	"	"
Mulets et Bars.....		Idem.	"	"	"	"	"	"	"
Éperlans.....		Idem.	"	"	"	"	"	"	"
Poissons divers.....		Idem.	"	"	"	"	"	"	"
Huitres.....	plates.....	Mille.	"	"	"	"	"	"	"
	portugaises.....	Idem.	"	"	"	"	"	"	"
Crustacés divers.....		Kilogr.	"	"	"	"	"	"	"
Mollusques divers.....		Hectol.	"	"	"	"	"	"	"
VALEUR TOTALE des produits de la pêche en étang et en rivière.....				"		"		"	"
VALEUR TOTALE des produits de la pêche en bateau.....				12.336.998		31.233.447		7.870.199	6.056.258

DÉSIGNATION DES GENRES DE PÊCHE.	UNITÉS de QUANTITÉ.	LE GUILVINEC.		CONCARNEAU.		LORIENT.	
		QUANTITÉS.	VALEUR.	QUANTITÉS.	VALEUR.	QUANTITÉS.	VALEUR.
			francs.		francs.		francs.
RÉGION DE L'OcéAN. (Suite.)							
Islande.....	{ Morue..... Kilogr.	"	"	"	"	"	"
	{ Rogue..... Idem.	"	"	"	"	"	"
	{ Huile..... Litre.	"	"	"	"	"	"
Groenland....	{ Morue..... Kilogr.	"	"	"	"	"	"
	{ Rogue..... Idem.	"	"	"	"	"	"
	{ Huile..... Litre.	"	"	"	"	"	"
Féroë et Dogger-Bank.	{ Morue..... Kilogr.	"	"	"	"	"	"
	{ Rogue..... Idem.	"	"	"	"	"	"
	{ Huile..... Litre.	"	"	"	"	"	"
Terre-Neuve...	{ Morue..... Kilogr.	"	"	"	"	"	"
	{ Rogue..... Idem.	"	"	"	"	"	"
	{ Huile..... Litre.	"	"	"	"	"	"
Poissons divers de la côte occidentale d'Afrique...	Kilogr.	"	"	"	"	"	"
Cabillauds.....	Idem.	"	"	"	"	76.887	150.078
Merlus ou Colins.....	Idem.	"	"	"	"	3.646.211	18.834.356
Turbots.....	Idem.	1.220	10.060	8.337	116.012	37.299	224.266
Barbus.....	Idem.	"	"	6.194	59.592	15.562	155.620
Carrelets ou Plies.....	Idem.	100	500	16.589	97.643	1.866.278	5.261.464
Soles.....	Idem.	485	5.960	11.602	241.537	19.582	423.434
Congres.....	Idem.	21.100	38.375	57.551	277.243	442.904	1.439.131
Raies.....	Idem.	167.800	307.600	60.278	224.827	3.274.760	5.540.685
Mulets et Bars.....	Idem.	110	1.100	8.796	129.097	4.577	46.325
Harengs.....	{ salés..... Idem.	"	"	"	"	"	"
	{ frais..... Idem.	"	"	8.793	27.176	"	"
Maquereaux....	{ salés..... Idem.	"	"	"	"	"	"
	{ frais..... Idem.	922.400	1.475.320	46.103	163.663	150.078	616.742
Merlans.....	Idem.	"	"	52.431	185.050	391.745	1.560.909
Sardines.....	Idem.	618.890	1.344.845	776.030	1.426.854	204.456	853.023
Sprats.....	Idem.	"	"	9.327	35.471	"	"
Anchois.....	Idem.	20.000	20.000	"	"	"	"
Thons.....	{ blancs ou germons..... Idem.	15.000	60.800	3.276.233	11.355.025	349.252	1.274.508
	{ francs ou thons rouges..... Idem.	"	"	"	"	"	"
Poissons divers.....	Kilogr.	74.200	238.520	139.061	649.958	9.167.411	15.085.710
Crevettes.....	{ grises ou roses..... Idem.	"	"	5.295	124.080	1.600	32.000
	{ salicoques dites bouquet..... Idem.	770	20.550	"	"	860	23.600
Homards.....	Idem.	6.230	108.080	19.472	315.192	28.387	457.565
Langoustes.....	Idem.	24.600	545.200	4.249	86.704	52.906	1.015.055
Langoustes de Mauritanie dites langoustes vertes...	Idem.	"	"	"	"	"	"
Crabes pouparts ou tourteaux.....	Idem.	46.200	71.450	25.285	25.285	69.747	142.622
Crustacés divers.....	Idem.	276.220	852.310	232.509	1.005.014	384.094	1.447.872
Huitres plates.....	Mille.	"	"	"	"	"	"
Huitres portugaises.....	Idem.	"	"	"	"	"	"
Moules.....	Hectol.	"	"	295	55.940	327	13.738
Coquilles de Saint-Jacques.....	Nombre.	"	"	43.707	49.880	"	"
Pétoncles.....	Hectol.	"	"	"	"	"	"
Mollusques divers.....	Idem.	"	"	237	70.210	"	"
Oursins.....	Nombre	"	"	"	"	"	"
Violetes.....	Idem.	"	"	"	"	"	"
Oiseaux de mer.....	Idem.	"	"	"	"	"	"
Vers pour appâts.....	Kilogr.	"	"	"	"	"	"
Corail.....	Idem.	"	"	"	"	"	"
Lichen.....	Idem.	"	"	"	"	"	"
Varech.....	M. cube.	"	"	"	"	"	"
Goémon de soude.....	Idem.	"	"	"	"	"	"
Pailleule.....	Idem.	"	"	"	"	"	"
Sables coquilliers et amendements marins.....	Idem.	"	"	13.488	323.512	"	"
VALEUR TOTALE des produits de la pêche en mer.....			5.101.370		17.038.965		54.598.703
Saumons.....	Kilogr.	"	"	645	13.645	2.150	64.404
Esturgeons.....	Idem.	"	"	"	"	818	9.816
Aloses.....	Idem.	"	"	"	"	"	"
Anguilles.....	Idem.	"	"	895	3.584	"	"
Mulets et Bars.....	Idem.	"	"	1.084	10.636	3.221	29.098
Éperlans.....	Idem.	"	"	"	"	8.247	11.277
Poissons divers.....	Idem.	"	"	1.448	14.952	"	"
Huitres.....	{ plates..... Mille.	"	"	"	"	"	"
	{ portugaises..... Idem.	"	"	"	"	"	"
Crustacés divers.....	Kilogr.	"	"	"	"	"	"
Mollusques divers.....	Hectol.	"	"	"	"	"	"
VALEUR TOTALE des produits de la pêche en étang et en rivière.....			"		42.817		114.595
VALEUR TOTALE des produits de la pêche en bateau.....			5.101.370		17.081.782		54.713.298

DÉSIGNATION DES GENRES DE PÊCHE.	UNITÉS de QUANTITÉ.	PORT-LOUIS.		ÉTEL.		QUIBERON.	
		QUANTITÉS.	VALEUR.	QUANTITÉS.	VALEUR.	QUANTITÉS.	VALEUR.
			francs.		francs.		francs.
RÉGION DE L'OCÉAN. (Suite.)							
Islande.....	{ Morue..... Kilogr.	"	"	"	"	"	"
	{ Rogue..... Idem.	"	"	"	"	"	"
	{ Huile..... Litre.	"	"	"	"	"	"
Groenland....	{ Morue..... Kilogr.	"	"	"	"	"	"
	{ Rogue..... Idem.	"	"	"	"	"	"
	{ Huile..... Litre.	"	"	"	"	"	"
Ferée et Dogger-Bank.	{ Morue..... Kilogr.	"	"	"	"	"	"
	{ Rogue..... Idem.	"	"	"	"	"	"
	{ Huile..... Litre.	"	"	"	"	"	"
Terre-Neuve...	{ Morue..... Kilogr.	"	"	"	"	"	"
	{ Rogue..... Idem.	"	"	"	"	"	"
	{ Huile..... Litre.	"	"	"	"	"	"
Poissons divers de la côte occidentale d'Afrique...	Kilogr.	"	"	"	"	"	"
Cabillauds.....	Idem.	"	"	"	"	"	"
Merlus ou Colins.....	Idem.	"	"	"	"	"	"
Turbots.....	Idem.	235	2.820	"	"	"	"
Barbues.....	Idem.	240	2.760	"	"	"	"
Carrelets ou Plies.....	Idem.	1.200	9.600	2.830	9.150	"	"
Soles.....	Idem.	1.130	16.500	7.505	181.635	4.920	101.400
Congres.....	Idem.	770	4.090	1.705	8.710	5.310	19.240
Raies.....	Idem.	1.960	8.620	6.520	19.560	9.730	30.590
Mulets et Bars.....	Idem.	460	1.960	3.140	47.135	24.800	272.800
Harengs.....	{ salés..... Idem.	"	"	"	"	"	"
	{ frais..... Idem.	320	640	"	"	"	"
Maquereaux....	{ salés..... Idem.	"	"	"	"	"	"
	{ frais..... Idem.	6.700	36.850	1.515	4.545	135.800	566.400
Merlans.....	Idem.	4.610	23.950	4.790	15.575	48.200	202.000
Sardines.....	Idem.	545.399	1.403.977	130.315	394.255	1.344.320	3.031.772
Sprats.....	Idem.	"	"	"	"	"	"
Anchois.....	Idem.	"	"	"	"	"	"
Thons.....	{ blancs ou germans..... Idem.	450.665	1.577.195	294.860	888.365	"	"
	{ francs ou thons rouges..... Idem.	"	"	"	"	"	"
Poissons divers.....	Kilogr.	3.700	16.430	10.775	32.225	116.600	236.200
Grevottes.....	{ grises ou roses..... Idem.	80	1.120	"	"	"	"
	{ salicoques dites bouquet..... Idem.	220	2.920	405	7.400	38.150	486.400
Homards.....	Idem.	"	"	"	"	30.300	608.400
Langoustes.....	Idem.	"	"	"	"	"	"
Langoustes de Mauritanie dites langoustes vertes..	Idem.	"	"	"	"	"	"
Crabes pouparts ou tourteaux.....	Idem.	4.800	9.150	"	"	254.000	415.500
Crustacés divers.....	Idem.	6.060	26.940	2.025	2.160	"	"
Huitres plates.....	Mille.	"	"	"	"	"	"
Huitres portugaises.....	Idem.	"	"	"	"	"	"
Moules.....	Hectol.	"	"	"	"	"	"
Coquilles de Saint-Jacques.....	Nombre.	"	"	210	210	12.850	13.020
Pétoncles.....	Hectol.	"	"	24	360	"	"
Mollusques divers.....	Idem.	"	"	"	"	"	"
Oursins.....	Nombre.	"	"	"	"	"	"
Violetes.....	Idem.	"	"	"	"	"	"
Oiseaux de mer.....	Idem.	"	"	"	"	"	"
Vers pour appâts.....	Kilogr.	"	"	"	"	"	"
Corail.....	Idem.	"	"	"	"	"	"
Lichen.....	Idem.	"	"	"	"	"	"
Varech.....	M. cube.	"	"	"	"	"	"
Goémon de soude.....	Idem.	"	"	"	"	"	"
Pailleule.....	Idem.	"	"	"	"	"	"
Sables coquilliers et amendements marins.....	Idem.	"	"	"	"	"	"
VALEUR TOTALE des produits de la pêche en mer.....			3.128.522		1.611.285		5.983.722
Saumons.....	Kilogr.	"	"	"	"	"	"
Esturgeons.....	Idem.	"	"	"	"	"	"
Aloses.....	Idem.	"	"	"	"	"	"
Anguilles.....	Idem.	"	"	"	"	"	"
Mulets et Bars.....	Idem.	"	"	"	"	"	"
Éperlans.....	Idem.	"	"	"	"	"	"
Poissons divers.....	Idem.	"	"	"	"	"	"
Huitres.....	{ plates..... Mille.	"	"	"	"	"	"
	{ portugaises..... Idem.	"	"	"	"	"	"
Crustacés divers.....	Kilogr.	"	"	"	"	"	"
Mollusques divers.....	Hectol.	"	"	"	"	"	"
VALEUR TOTALE des produits de la pêche en étang et en rivière.....			"		"		"
VALEUR TOTALE des produits de la pêche en bateau.....			3.128.522		1.611.285		5.983.722

DÉSIGNATION DES GENRES DE PÊCHE.	UNITÉS de QUANTITÉ.	LA TURBALLE.		LE CROISIC.		NOIRMOUTIER.	
		QUANTITÉS.	VALEUR.	QUANTITÉS.	VALEUR.	QUANTITÉS.	VALEUR.
			francs.		francs.		francs.
RÉGION DE L'OcéAN. (Suite.)							
Islande.....	{ Morue.....	Kilogr.	"	"	"	"	"
	{ Rogue.....	Idem.	"	"	"	"	"
	{ Huile.....	Litre.	"	"	"	"	"
Groenland....	{ Morue.....	Kilogr.	"	"	"	"	"
	{ Rogue.....	Idem.	"	"	"	"	"
	{ Huile.....	Litre.	"	"	"	"	"
Feroë et Dogger-Bank.	{ Morue.....	Kilogr.	"	"	"	"	"
	{ Rogue.....	Idem.	"	"	"	"	"
	{ Huile.....	Litre.	"	"	"	"	"
Terre-Neuve...	{ Morue.....	Kilogr.	"	"	"	"	"
	{ Rogue.....	Idem.	"	"	"	"	"
	{ Huile.....	Litre.	"	"	"	"	"
Poissons divers de la côte occidentale d'Afrique...		Kilogr.	"	"	"	"	"
Cabillauds.....		Idem.	"	"	"	"	"
Merlus ou Colins.....		Idem.	"	"	"	"	"
Turbots.....		Idem.	"	"	"	"	"
Barbues.....		Idem.	"	"	"	"	"
Carrelets ou Plies.....		Idem.	2.619	14.775	8.400	58.800	1.650
Soles.....		Idem.	12.955	309.649	14.970	426.600	1.380
Congres.....		Idem.	6.645	22.895	7.460	82.800	3.500
Raies.....		Idem.	15.297	56.616	19.300	55.650	6.500
Mulets et Bars.....		Idem.	3.584	35.564	10.600	152.700	1.600
Harengs.....	{ salés.....	Idem.	"	"	"	"	"
	{ frais.....	Idem.	"	101.000	202.500	"	"
Maquereaux.....	{ salés.....	Idem.	"	"	"	"	"
	{ frais.....	Idem.	22.038	130.590	103.500	708.000	8.000
Merlans.....		Idem.	37.535	105.459	10.440	38.070	200
Sardines.....		Idem.	1.163.305	2.703.996	743.970	1.702.675	377.542
Sprats.....		Idem.	"	"	"	"	"
Anchois.....		Idem.	"	"	"	"	"
Thons.....	{ blancs ou germans.....	Idem.	"	"	"	"	"
	{ francs ou thons rouges.....	Idem.	"	"	"	"	"
Poissons divers.....		Kilogr.	21.205	77.495	61.980	188.600	13.400
Crevettes.....	{ grises ou roses.....	Idem.	41.307	122.085	4.600	13.800	50
	{ salicoques dites bouquet.....	Idem.	6.748	146.192	5.330	113.250	3.100
Homards.....		Idem.	2.550	46.100	14.000	284.900	14.500
Langoustes.....		Idem.	"	"	11.300	270.000	5.250
Langoustes de Mauritanie dites langoustes vertes...		Idem.	"	"	"	"	"
Crabes pouparts ou tourteaux.....		Idem.	"	"	96.200	153.750	40.500
Crustacés divers.....		Idem.	13.505	34.110	"	"	17.100
Huitres plates.....		Mille.	"	"	"	"	"
Huitres portugaises.....		Idem.	"	"	"	"	"
Moules.....		Hectol.	465	14.025	"	"	5.000
Coquilles de Saint-Jacques.....		Nombre.	5.900	3.490	9.500	9.500	"
Pétoncles.....		Hectol.	"	"	"	"	"
Mollusques divers.....		Idem.	64	4.800	"	"	230
Oursins.....		Nombre.	"	"	"	"	"
Violetes.....		Idem.	"	"	"	"	"
Oiseaux de mer.....		Idem.	"	"	"	"	"
Vers pour apprêts.....		Kilogr.	"	"	"	"	"
Corail.....		Idem.	"	"	"	"	"
Lichen.....		Idem.	"	"	"	"	"
Varech.....		M. cube.	"	"	"	"	"
Goémon de soude.....		Idem.	"	"	"	"	"
Pailleule.....		Idem.	"	"	"	"	"
Sables coquilliers et amendements marins.....		Idem.	"	"	"	"	"
VALEUR TOTALE des produits de la pêche en mer.....				3.827.841		4.461.685	
Saumons.....		Kilogr.	"	"	"	"	"
Esturgeons.....		Idem.	"	"	"	"	"
Aloses.....		Idem.	"	"	"	"	"
Anguilles.....		Idem.	"	"	"	"	"
Mulets et Bars.....		Idem.	"	"	"	"	"
Éperlans.....		Idem.	"	"	"	"	"
Poissons divers.....		Idem.	"	"	"	"	"
Huitres.....	{ plates.....	Mille.	"	"	"	"	"
	{ portugaises.....	Idem.	"	"	"	"	"
Crustacés divers.....		Kilogr.	"	"	"	"	"
Mollusques divers.....		Hectol.	"	"	"	"	"
VALEUR TOTALE des produits de la pêche en étang et en rivière.....				"		"	
VALEUR TOTALE des produits de la pêche en bateau.....				3.827.841		4.461.685	

Pêches Maritimes. — 1932. — J. 3687A-34.

PÊCHE EN BATEAU. — 1932.

DÉSIGNATION DES GENRES DE PÊCHE.	UNITÉS de QUANTITÉS.	L'ÎLE-D'YEU.		SAINT-GILLES-SUR-VIE.		LES SABLES-D'OLONNE.	
		QUANTITÉ.	VALEUR.	QUANTITÉS.	VALEUR.	QUANTITÉS.	VALEUR.
			francs.		francs.		francs.
RÉGION DE L'Océan. (Suite.)							
Islande.....	Morue.....	Kilogr.	"	"	"	"	"
	Rogue.....	Idem.	"	"	"	"	"
	Huile.....	Litre.	"	"	"	"	"
Groënland....	Morue.....	Kilogr.	"	"	"	"	"
	Rogue.....	Idem.	"	"	"	"	"
	Huile.....	Litre.	"	"	"	"	"
Feroé et Dogger-Bank.	Morue.....	Kilogr.	"	"	"	"	"
	Rogue.....	Idem.	"	"	"	"	"
	Huile.....	Litre.	"	"	"	"	"
Terre-Neuve..	Morue.....	Kilogr.	"	"	"	"	"
	Rogue.....	Idem.	"	"	"	"	"
	Huile.....	Litre.	"	"	"	"	"
Poissons divers de la côte occidentale d'Afrique...		Kilogr.	"	"	"	"	"
Cabillauds.....		Idem.	"	"	"	"	"
Merlus ou Colins.....		Idem.	"	"	"	9.900	88.600
Turbots.....		Idem.	550	5.700	400	2.700	58.900
Barbus.....		Idem.	"	"	85	1.000	10.000
Carrelets ou Plies.....		Idem.	2.100	12.900	3.330	23.200	281.600
Soles.....		Idem.	6.298	122.160	23.877	533.325	879.200
Congres.....		Idem.	1.200	5.150	7.100	5.950	30.350
Raies.....		Idem.	10.000	27.000	42.870	310.965	587.500
Mulets et Bars.....		Idem.	1.385	10.865	3.060	45.640	233.800
Harengs.....	salés.....	Idem.	"	"	"	"	"
	frais.....	Idem.	"	"	"	"	"
Maquereaux...	salés.....	Idem.	"	"	"	"	"
	frais.....	Idem.	57.000	85.500	20.500	90.750	15.000
Merlans.....		Idem.	5.300	12.600	18.400	107.350	146.000
Sardines.....		Idem.	311.634	585.816	777.582	2.262.310	1.096.743
Sprats.....		Idem.	"	"	"	"	"
Anchois.....		Idem.	"	"	"	"	"
Tilons.....	blancs ou germans.....	Idem.	154.233	467.164	4.550	36.200	238.159
	rouges.....	Idem.	"	"	"	"	714.417
Poissons divers.....		Kilogr.	26.730	85.895	31.400	164.800	179.324
		Idem.	"	"	11.525	129.330	133.000
Crevettes.....	grasses ou roses.....	Idem.	1.300	39.000	5.270	140.370	7.300
	salicoques dites bouquet.....	Idem.	15.823	223.443	9.600	180.200	8.900
Homards.....		Idem.	11.499	208.807	2.600	61.700	1.530
Langoustes.....		Idem.	"	"	"	"	46.000
Langoustes de Mauritanie dites langoustes vertes..		Idem.	"	"	"	"	"
Crabes ponperts ou tourteaux.....		Idem.	69.125	68.051	47.185	131.005	64.400
Crustacés divers.....		Idem.	"	"	2.250	5.775	18.700
Huitres plates.....		Mille.	"	"	"	"	"
Huitres portugaises.....		Idem.	"	"	3.200	16.000	"
Moules.....		Hectol.	"	"	437	44.975	"
Coquilles de Saint-Jacques.....		Nombre.	2.000	1.500	"	"	2.800
Pétoncles.....		Hectol.	"	"	"	"	52
Mollusques divers.....		Idem.	"	"	103	8.500	16.800
Oursins.....		Nombre.	"	"	"	"	"
Violetes.....		Idem.	"	"	"	"	"
Oiseaux de mer.....		Idem.	"	"	"	"	"
Vers pour appâts.....		Kilogr.	"	"	"	"	"
Corail.....		Idem.	"	"	"	"	"
Lichen.....		Idem.	"	"	"	"	"
Varech.....		M. cube.	"	"	3.000	12.000	"
Goémon de soude.....		Idem.	"	"	"	"	"
Pailleule.....		Idem.	"	"	"	"	"
Sables coquilliers et amendements marins.....		Idem.	"	"	"	"	"
VALEUR TOTALE des produits de la pêche en mer.....				1.961.551		4.361.500	9.580.187
Saumons.....		Kilogr.	"	"	"	"	"
Esturgeons.....		Idem.	"	"	615	20.125	"
Aloses.....		Idem.	"	"	"	"	"
Anguilles.....		Idem.	"	"	2.750	28.180	"
Mulets et Bars.....		Idem.	"	"	2.390	32.490	"
Éperlans.....		Idem.	"	"	"	"	"
Poissons divers.....		Idem.	"	"	3.680	18.450	"
Huitres.....	plates.....	Mille.	"	"	"	"	"
	portugaises.....	Idem.	"	"	"	"	"
Crustacés divers.....		Kilogr.	"	"	920	3.480	"
Mollusques divers.....		Hectol.	"	"	47	3.525	"
VALEUR TOTALE des produits de la pêche en étang et en rivière.....				"		106.250	"
VALEUR TOTALE des produits de la pêche en bateau.....				1.961.551		4.467.750	9.580.187

PÊCHE EN BATEAU. — 1932.

DÉSIGNATION DES GENRES DE PÊCHE.	UNITÉS de QUANTITÉS.	LA ROCHELLE.		BORDEAUX.		ARCACHON.	
		QUANTITÉS.	VALEUR.	QUANTITÉS.	VALEUR.	QUANTITÉS.	VALEUR.
			francs.		francs.		francs.
RÉGION DE L'OcéAN. (Suite.)							
Islande.....	Morue.....	Kilogr.	3.101.365	5.157.034	3.678.987	5.686.926	"
	Rogue.....	Idem.	"	"	12.595	32.845	"
	Huile.....	Litre.	54.060	64.872	191.135	363.819	"
	Morue.....	Kilogr.	1.131.027	1.927.695	2 971.862	4.366.988	"
Groenland.....	Rogue.....	Idem.	"	"	"	"	"
	Huile.....	Litre.	43.910	52.692	"	"	"
Feroë et Dogger-Bank.	Morue.....	Kilogr.	"	"	"	"	"
	Rogue.....	Idem.	"	"	"	"	"
	Huile.....	Litre.	"	"	"	"	"
Terre-Neuve.....	Morue.....	Kilogr.	231.000	277.200	1.732.184	2.574.617	"
	Rogue.....	Idem.	"	"	"	"	"
	Huile.....	Litre.	19.030	22.836	"	"	"
Poissons divers de la côte occidentale d'Afrique...		Kilogr.	"	"	"	"	"
Cabillauds.....		Idem.	"	"	"	"	"
Merlus ou Colins.....		Idem.	7.052.195	51.586.080	"	"	94.080 876.800
Turbots.....		Idem.	"	"	"	"	59.000 885.000
Barbues.....		Idem.	"	"	"	"	28.000 300.000
Carrelets ou Plies.....		Idem.	"	"	"	"	35.130 277.360
Soles.....		Idem.	472.390	9.438.600	"	"	70.000 1.900.000
Congres.....		Idem.	"	"	"	"	"
Raies.....		Idem.	899.360	3.122.360	"	"	660.000 3.850.000
Mulets et Bars.....		Idem.	"	"	"	"	102.500 1.025.000
Harengs.....	salés.....	Idem.	"	"	"	"	"
	frais.....	Idem.	"	"	"	"	"
Maquereaux.....	salés.....	Idem.	"	"	"	"	"
	frais.....	Idem.	50.400	189.900	"	"	21.327 117.298
Merlans.....		Idem.	"	"	"	"	340.000 1.105.000
Sardines.....		Idem.	112.510	410.826	"	"	179.745 568.702
Sprats.....		Idem.	"	"	"	"	"
Anchois.....		Idem.	"	"	"	"	"
Thons.....	blancs ou germans.....	Idem.	319.750	1.279.000	"	"	"
	francs ou thons rouges.....	Idem.	"	"	"	"	"
Poissons divers.....		Kilogr.	7.956.380	25.601.760	339.319	508.979	5.937.050 30.880.550
Crevettes.....	grises ou roses.....	Idem.	"	"	"	"	1.200 24.000
	salicoques dite bouquet.....	Idem.	"	"	"	"	"
Homards.....		Idem.	22.580	351.100	"	"	"
Langoustes.....		Idem.	2.030	49.240	"	"	"
Langoustes de Mauritanie dites langoustes vertes.....		Idem.	"	"	"	"	"
Crabes pouparts ou tourteaux.....		Idem.	34.990	91.340	"	"	122.000 146.000
Crustacés divers.....		Idem.	170.800	842.200	"	"	87.000 87.000
Huitres plates.....		Mille.	"	"	"	"	"
Huitres portugaises.....		Idem.	"	"	"	"	"
Moules.....		Hectol.	"	"	"	"	"
Coquilles de Saint-Jacques.....		Nombre.	"	"	"	"	"
Pétoncles.....		Hectol.	6.980	854.400	"	"	"
Mollusques divers.....		Idem.	"	"	"	"	"
Oursins.....		Nombre.	"	"	"	"	"
Violetes.....		Idem.	"	"	"	"	"
Oiseaux de mer.....		Idem.	"	"	"	"	"
Vers pour apprêts.....		Kilogr.	"	"	"	"	"
Corail.....		Idem.	"	"	"	"	"
Lichen.....		Idem.	"	"	"	"	"
Varech.....		M. cube.	"	"	"	"	"
Goémon de sonde.....		Idem.	"	"	"	"	"
Pailleule.....		Idem.	"	"	"	"	"
Sables coquilliers et amendements marins.....		Idem.	"	"	"	"	"
VALEUR TOTALE des produits de la pêche en mer.....				101.319.135		13.534.174	42.048.710
Saumons.....		Kilogr.	"	"	"	"	"
Esturgeons.....		Idem.	"	"	"	"	"
Aloses.....		Idem.	"	"	"	"	"
Anguilles.....		Idem.	"	"	"	"	"
Mulets et Bars.....		Idem.	"	"	"	"	"
Eperlans.....		Idem.	"	"	"	"	"
Poissons divers.....		Idem.	"	"	"	"	"
Huitres.....	plates.....	Mille.	"	"	"	"	"
	portugaises.....	Idem.	"	"	"	"	"
Crustacés divers.....		Kilogr.	"	"	"	"	"
Mollusques divers.....		Hectol.	"	"	"	"	"
VALEUR TOTALE des produits de la pêche en étang et en rivière.....							
VALEUR TOTALE des produits de la pêche en bateau.....				101.319.315		13.534.174	42.048.710

DÉSIGNATION DES GENRES DE PÊCHE.	UNITÉS de QUANTITÉ.	SAINT-JEAN-DE-LUZ.		AUTRES PORTS.		TOTAUX DE LA REGION DE L'Océan.	
		QUANTITÉS.	VALEUR.	QUANTITÉS.	VALEUR.	QUANTITÉS.	VALEUR.
			francs.		francs.		francs.
RÉGION DE L'Océan. (Fin.)							
Islande.	Morue.	Kilogr.	"	"	"	6.780.352	10.843.960
	Rogue.	Idem.	"	"	"	12.595	32.845
	Huile.	Litre.	"	"	"	245.195	428.691
Groënland.	Morue.	Kilogr.	"	"	"	4.102.889	6.294.683
	Rogue.	Idem.	"	"	"	"	"
	Huile.	Litre.	"	"	"	43.910	52.692
Feroë et Dogger-Bank.	Morue.	Kilogr.	"	"	"	"	"
	Rogue.	Idem.	"	"	"	"	"
	Huile.	Litre.	"	"	"	"	"
Terre-Neuve.	Morue.	Kilogr.	"	"	"	1.963.184	2.851.817
	Rogue.	Idem.	"	"	"	"	"
	Huile.	Litre.	"	"	"	19.030	22.836
Poissons divers de la côte occidentale d'Afrique.		Kilogr.	"	"	"	"	"
Cabillauds.		Idem.	"	"	"	76.887	150.078
Merlus ou Colins.		Idem.	112.300	613.800	67.180	342.280	10.981.866
Turbots.		Idem.	1.285	12.850	2.125	23.755	130.931
Barbues.		Idem.	1.055	10.550	605	6.070	52.741
Carrelets ou Plies.		Idem.	"	"	115.578	936.231	2.087.654
Soles.		Idem.	21.300	426.000	123.432	2.457.990	831.776
Congres.		Idem.	24.500	127.500	71.062	366.666	836.533
Raies.		Idem.	54.500	196.000	193.308	923.800	7.254.248
Mulets et Bars.		Idem.	65.000	290.000	273.559	2.691.155	557.901
Harengs.	salés.	Idem.	"	"	"	"	"
	frais.	Idem.	"	14.004	50.966	131.497	304.597
Maquereaux.	salés.	Idem.	"	"	"	"	"
	frais.	Idem.	165.670	891.670	538.939	2.527.861	6.305.851
Merlans.		Idem.	72.000	347.000	134.011	784.671	1.299.087
Sardines.		Idem.	1.400.450	2.847.980	2.275.296	6.779.417	19.419.369
Sprats.		Idem.	"	"	"	100.947	97.091
Anchois.		Idem.	446.220	522.265	21.100	21.100	490.570
Thons.	blancs ou germons.	Idem.	259.290	777.870	1.356.110	3.977.483	7.520.039
	roses ou thons rouges.	Idem.	160.120	1.601.200	113.614	1.112.536	278.286
Poissons divers.		Kilogr.	1.521.020	4.563.060	1.658.971	6.425.800	28.098.871
Crevettes.	grises ou roses.	Idem.	5.000	100.000	577.350	3.826.885	782.077
	salicoques dites bouquet.	Idem.	3.800	152.000	81.735	972.130	122.220
Homards.		Idem.	669	12.800	108.041	1.854.839	453.695
Langoustes.		Idem.	2.445	59.625	107.687	2.265.934	867.716
Langoustes de Mauritanie dites langoustes vertes.		Idem.	"	"	300	600	358.500
Crabes pouparts ou tourteaux.		Idem.	"	"	881.086	1.181.411	2.422.773
Crustacés divers.		Idem.	"	"	130.080	395.850	1.521.313
Huîtres plates.		Mille.	"	"	"	"	"
Huîtres portugaises.		Idem.	"	42.200	834.400	45.400	850.400
Moules.		Hectol.	"	40.881	1.291.065	47.405	1.458.743
Coquilles de Saint-Jacques.		Nombre.	"	3.772.943	1.292.308	3.849.910	1.371.888
Pétoncles.		Hectol.	"	21.102	1.683.295	28.134	2.554.495
Mollusques divers.		Idem.	"	8.470	1.090.365	9.128	1.191.135
Oursins.		Nombre.	"	"	"	"	"
Violet.		Idem.	"	"	"	"	"
Oiseaux de mer.		Idem.	"	"	"	"	"
Vers pour appâts.		Kilogr.	"	"	"	"	"
Corail.		Idem.	"	"	"	"	"
Lichen.		Idem.	"	"	"	"	"
Varech.		M. cube.	"	1.100	12.400	4.100	24.400
Goémon de soude.		Idem.	"	62.360	1.097.200	88.025	1.362.700
Pailleule.		Idem.	"	"	"	"	"
Sables coquilliers et amendements marins.		Idem.	"	69.218	1.406.560	98.156	1.840.792
VALEUR TOTALE des produits de la pêche en mer.				13.552.170		48.633.063	389.560.321
Saumons.		Kilogr.	130	3.900	48.398	1.109.290	51.863
Esturgeons.		Idem.	"	"	9.557	55.224	10.990
Aloses.		Idem.	"	"	183.430	1.722.560	183.430
Anguilles.		Idem.	10.000	30.000	141.646	983.675	155.291
Mulets et Bars.		Idem.	8.100	48.600	97.094	947.155	111.889
Éperlans.		Idem.	4.450	22.250	88.249	268.400	100.946
Poissons divers.		Idem.	63.000	189.000	479.989	2.344.403	548.117
Huîtres.	plates.	Mille.	"	"	"	"	"
	portugaises.	Idem.	"	136.900	2.390.200	136.900	2.390.200
Crustacés divers.		Kilogr.	"	"	54.183	429.813	55.103
Mollusques divers.		Hectol.	"	"	7.170	312.135	7.217
VALEUR TOTALE des produits de la pêche en étang et en rivière.				293.750		10.562.855	11.120.267
VALEUR TOTALE des produits de la pêche en bateau.				13.845.920		59.195.918	400.680.588

PÊCHE EN BATEAU. — 1932.

DÉSIGNATION DES GENRES DE PÊCHE.	UNITÉS de QUANTITÉ.	SAINT-JEAN-DE-LUZ.		AUTRES PORTS.		TOTAUX DE LA REGION DE L'OcéAN.		
		QUANTITÉS.	VALEUR.	QUANTITÉS.	VALEUR.	QUANTITÉS.	VALEUR.	
			francs.		francs.		francs.	
RÉGION DE L'OcéAN. (Fin.)								
Islande.....	Morue.....	Kilogr.	"	"	"	"	6.780.352	10.843.960
	Rogue.....	Idem.	"	"	"	"	12.595	32.845
	Huile.....	Litre.	"	"	"	"	245.195	428.691
Groënland.....	Morue.....	Kilogr.	"	"	"	"	4.102.889	6.294.683
	Rogue.....	Idem.	"	"	"	"	"	"
	Huile.....	Litre.	"	"	"	"	43.910	52.692
Feroë et Dogger-Bank.	Morue.....	Kilogr.	"	"	"	"	"	"
	Rogue.....	Idem.	"	"	"	"	"	"
	Huile.....	Litre.	"	"	"	"	"	"
Terre-Neuve.....	Morue.....	Kilogr.	"	"	"	"	1.963.184	2.851.817
	Rogue.....	Idem.	"	"	"	"	"	"
	Huile.....	Litre.	"	"	"	"	19.030	22.836
Poissons divers de la côte occidentale d'Afrique.....		Kilogr.	"	"	"	"	"	"
Cabillauds.....		Idem.	"	"	"	"	76.887	150.078
Merlus ou Colins.....		Idem.	112.300	613.800	67.180	342.280	10.981.866	72.341.916
Turbots.....		Idem.	1.285	12.850	2.125	23.755	130.931	1.524.203
Barbués.....		Idem.	1.055	10.550	605	6.070	52.741	545.637
Carrelets ou Plies.....		Idem.	"	"	115.578	936.231	2.087.654	7.047.088
Soles.....		Idem.	21.300	426.000	123.432	2.457.990	831.776	17.620.062
Congres.....		Idem.	24.500	127.500	71.062	366.666	836.533	3.068.664
Raies.....		Idem.	54.500	196.000	193.308	923.800	7.254.248	20.000.420
Mulets et Bars.....		Idem.	65.000	290.000	273.559	2.691.155	557.901	5.231.176
Harengs.....	salés.....	Idem.	"	"	"	"	"	"
	frais.....	Idem.	"	"	14.004	50.966	131.497	304.597
Maquereaux.....	salés.....	Idem.	"	"	"	"	"	"
	frais.....	Idem.	165.670	891.670	538.939	2.527.861	6.305.851	14.166.156
Merlans.....		Idem.	72.000	347.000	134.011	784.671	1.299.087	5.190.704
Sardines.....		Idem.	1.400.450	2.847.980	2.275.296	6.779.417	19.419.369	48.381.125
Sprats.....		Idem.	"	"	"	"	100.947	97.091
Anchois.....		Idem.	446.220	522.265	21.100	21.100	490.570	567.590
Thons.....	blancs ou germons.....	Idem.	259.290	777.870	1.356.110	3.977.483	7.520.039	25.066.252
	Idem.	100.120	1.601.200	113.616	1.112.536	278.286	2.749.936
Poissons divers.....		Kilogr.	1.521.020	4.563.060	1.658.971	6.425.800	28.098.871	87.569.578
Crevettes.....	grises ou roses.....	Idem.	5.000	100.000	577.350	3.826.885	782.077	5.480.180
	salicoques dites bouquet.....	Idem.	3.800	152.000	81.735	972.130	122.220	2.035.192
Homards.....		Idem.	660	12.800	108.041	1.854.839	453.695	7.381.710
Langoustes.....		Idem.	2.445	59.625	107.687	2.265.934	867.716	18.327.219
Langoustes de Mauritanie dites langoustes vertes.....		Idem.	"	"	300	600	358.500	4.697.890
Crabes pomports ou tourteaux.....		Idem.	"	"	884.086	1.181.411	2.422.773	3.645.469
Crustacés divers.....		Idem.	"	"	130.080	395.850	1.521.313	5.188.311
Huitres plates.....		Mille.	"	"	"	"	"	"
Huitres portugaises.....		Idem.	"	"	42.200	834.400	45.400	850.400
Moules.....		Hectol.	"	"	40.881	1.291.065	47.405	1.458.743
Coquilles de Saint-Jacques.....		Nombre.	"	"	3.772.943	1.292.308	3.849.910	1.371.888
Pétoncles.....		Hectol.	"	"	21.102	1.683.295	28.134	2.554.495
Mollusques divers.....		Idem.	"	"	8.470	1.090.365	9.128	1.191.135
Oursins.....		Nombre.	"	"	"	"	"	"
Violet.....		Idem.	"	"	"	"	"	"
Oiseaux de mer.....		Idem.	"	"	"	"	"	"
Vers pour appâts.....		Kilogr.	"	"	"	"	"	"
Corail.....		Idem.	"	"	"	"	"	"
Lichen.....		Idem.	"	"	"	"	"	"
Varech.....		M. cube.	"	"	1.100	12.400	4.100	24.400
Goémon de soude.....		Idem.	"	"	62.360	1.097.200	88.025	1.362.700
Pailleule.....		Idem.	"	"	"	"	"	"
Sables coquilliers et amendements marins.....		Idem.	"	"	69.218	1.406.560	98.156	1.840.792
VALEUR TOTALE des produits de la pêche en mer.....				13.552.170		48.633.063		389.560.321
Saumons.....		Kilogr.	130	3.900	48.398	1.109.290	51.863	1.191.239
Esturgeons.....		Idem.	"	"	9.557	55.224	10.990	85.165
Aloses.....		Idem.	"	"	183.430	1.722.560	183.430	1.722.560
Anguilles.....		Idem.	10.000	30.000	141.646	983.675	155.291	1.045.439
Mulets et Bars.....		Idem.	8.100	48.600	97.094	947.155	111.889	1.067.979
Éperlans.....		Idem.	4.450	22.250	88.249	268.400	100.946	301.927
Poissons divers.....		Idem.	63.000	189.000	479.989	2.344.403	548.117	2.566.805
Huitres.....	plates.....	Mille.	"	"	"	"	"	"
	portugaises.....	Idem.	"	"	136.900	2.390.200	136.900	2.390.200
Crustacés divers.....		Kilogr.	"	"	54.183	429.813	55.103	433.293
Mollusques divers.....		Hectol.	"	"	7.170	312.135	7.217	315.660
VALEUR TOTALE des produits de la pêche en étang et en rivière.....				293.750		10.562.855		11.120.267
VALEUR TOTALE des produits de la pêche en bateau.....				13.845.920		59.195.918		400.680.588

— 134 —

— 135 —

DÉSIGNATION DES GENRES DE PÊCHE.	UNITÉS de QUANTITÉS.	COLLIOURE.		SAINT-LAURENT- DE-LA-SALANQUE.		AGDE.		SÈTE.		GRAU-DU-ROI.		
		QUAN- TITÉS.	VALEUR.	QUAN- TITÉS.	VALEUR.	QUAN- TITÉS.	VALEUR.	QUAN- TITÉS.	VALEUR.	QUAN- TITÉS.	VALEUR.	
			francs.		francs		francs		francs.		francs.	
RÉGION DE LA MÉDITERRANÉE (FRANCE ET CORSE).												
Islande.....	Morue.....	Kilogr.	"	"	"	"	"	"	"	"	"	
Groenland.....	Rogue.....	Idem.	"	"	"	"	"	"	"	"	"	
	Huile.....	Litre.	"	"	"	"	"	"	"	"	"	
Feroë et Dogger-Bank.	Morue.....	Kilogr.	"	"	"	"	"	"	"	"	"	
	Rogue.....	Idem.	"	"	"	"	"	"	"	"	"	
Terre-Neuve ..	Huile.....	Litre.	"	"	"	"	"	"	"	"	"	
	Morue.....	Kilogr.	"	"	"	"	"	"	"	"	"	
Poissons divers de la côte occidentale d'Afrique...	Rogue.....	Idem.	"	"	"	"	"	"	"	"		
Cabillauds.....	Huile.....	Litre.	"	"	"	"	"	"	"	"		
Merlus ou Colins.....	Morue.....	Kilogr.	"	"	"	"	"	"	"	"		
Turbots.....	Rogue.....	Idem.	"	"	"	"	"	30.500	323.000	900	2.700	
Barbues.....	Huile.....	Litre.	"	"	"	"	"	1.600	26.450	1.150	17.150	
Carrelets ou Plies.....	Morue.....	Kilogr.	"	"	"	"	"	"	"	"	"	
Soles.....	Rogue.....	Idem.	"	"	"	3.511	64.930	2.900	81.400	4.600	54.800	
Congres.....	Huile.....	Litre.	"	"	"	"	"	1.500	6.000	"	"	
Raies.....	Morue.....	Kilogr.	"	"	"	7.200	23.550	13.700	54.700	7.600	28.000	
Mulets et Bars.....	Rogue.....	Idem.	"	24.435	342.090	10.590	139.400	33.000	463.000	9.900	94.400	
Harengs.....	salés.....	Idem.	"	"	"	"	"	"	"	"	"	
	frais.....	Idem.	"	"	"	"	"	"	"	"	"	
Maquereaux...	salés.....	Idem.	"	"	"	"	"	"	"	"	"	
	frais.....	Idem.	"	11.120	48.980	236.000	735.500	122.300	573.300	41.630	229.900	
Merlans.....	Rogue.....	Idem.	"	"	"	51.550	564.100	79.000	594.000	7.400	98.600	
Sardines.....	Huile.....	Litre.	944.259	2.832.777	23.295	76.148	40.800	89.000	248.550	577.100	2.000	8.000
Sprats.....	Morue.....	Kilogr.	"	"	"	"	"	"	"	"	"	
Anchois.....	Rogue.....	Idem.	"	"	"	"	"	"	"	"	"	
Thons.....	blancs ou germons.....	Idem.	"	"	"	"	"	"	"	"	500	3.500
	rouges ou thons rouges.....	Idem.	"	"	"	48.350	462.500	59.400	594.000	23.000	189.000	
Poissons divers.....	Morue.....	Kilogr.	33.470	334.700	23.610	253.805	95.400	803.600	92.000	730.000	31.000	202.000
Crevettes.....	grises ou roses.....	Idem.	"	"	"	"	"	"	"	"	"	"
	salicoques dites bouquet.....	Idem.	"	"	"	"	"	"	"	"	"	"
Homards.....	Rogue.....	Idem.	"	"	"	"	"	"	"	"	"	
Langoustes.....	Huile.....	Litre.	1.345	40.350	1.455	48.315	238	7.638	"	"	"	
Langoustes de Mauritanie dites langoustes vertes...	Morue.....	Kilogr.	"	"	"	"	"	"	"	"	"	
Crabes pouparts ou tourteaux.....	Rogue.....	Idem.	"	"	"	"	"	"	"	"	"	
Crustacés divers.....	Huile.....	Litre.	"	"	"	"	"	"	"	"	"	
Huitres plates.....	Morue.....	Kilogr.	"	"	"	"	"	"	"	"	"	
Huitres portugaises.....	Rogue.....	Idem.	"	"	"	"	"	"	"	"	"	
Moules.....	Huile.....	Litre.	"	"	"	"	"	"	"	300	4.950	
Coquilles de Saint-Jacques.....	Morue.....	Kilogr.	"	"	"	"	"	"	"	"	"	
Pétoncles.....	Rogue.....	Idem.	"	"	"	"	"	"	"	"	"	
Mollusques divers.....	Huile.....	Litre.	"	"	"	"	"	"	"	"	"	
Oursins.....	Morue.....	Kilogr.	23.640	1.477	"	"	583.080	48.590	51.000	2.550	"	
Violetes.....	Rogue.....	Idem.	36.720	10.980	"	"	"	77.000	28.850	"	"	
Oiseaux de mer.....	Huile.....	Litre.	"	"	"	"	"	"	"	"	"	
Vers pour appâts.....	Morue.....	Kilogr.	"	"	"	"	"	"	"	"	"	
Corail.....	Rogue.....	Idem.	"	"	"	"	"	"	"	"	"	
Lichen.....	Huile.....	Litre.	"	"	"	"	"	"	"	"	"	
Varech.....	Morue.....	M. cube.	"	"	"	"	"	"	"	"	"	
Goémon de soude.....	Rogue.....	Idem.	"	"	"	"	"	"	"	"	"	
Pailleule.....	Huile.....	Litre.	"	"	"	"	"	"	"	"	"	
Sables coquilliers et amendements marins.....	Morue.....	Idem.	"	"	"	"	"	"	"	"	"	
VALEUR TOTALE des produits de la pêche en mer.....			3.220.284		769.338		2.938.808		4.054.350		1.011.400	
Saumons.....	Morue.....	Kilogr.	"	"	"	"	"	"	"	"	"	
Esturgeons.....	Rogue.....	Idem.	"	"	"	"	"	"	"	"	"	
Aloses.....	Huile.....	Litre.	"	"	"	"	"	"	"	500	20.000	
Anguilles.....	Morue.....	Kilogr.	"	"	92.485	287.703	7.800	46.800	63.000	324.000	38.000	214.000
Mulets et Bars.....	Rogue.....	Idem.	"	"	37.560	525.840	7.100	85.200	74.000	950.000	54.000	322.500
Éperlans.....	Huile.....	Litre.	"	"	"	"	"	"	"	"	"	
Poissons divers.....	Morue.....	Kilogr.	"	"	2.755	38.570	13.200	92.400	13.460	105.680	22.000	97.000
Huitres.....	plates.....	Mille.	"	"	"	"	"	"	"	"	"	
	portugaises.....	Idem.	"	"	"	"	"	"	"	"	"	
Crustacés divers.....	Morue.....	Kilogr.	"	"	"	"	"	"	"	"		
Mollusques divers.....	Rogue.....	Hectol.	"	"	"	3.375	506.250	4.134	842.384	"	"	
VALEUR TOTALE des produits de la pêche en étang et en rivière.....					852.113		730.650		2.222.064		653.500	
VALEUR TOTALE des produits de la pêche en bateau.....			3.220.284		1.621.451		3.669.458		6.276.414		1.664.900	

DÉSIGNATION DES GENRES DE PÊCHE.	UNITÉS de QUANTITÉ.	PORT DE BOUC.		MARTIGUES.		MARSEILLE.		AUTRES PORTS.		TOTAUX DE LA RÉGION DE LA MÉDITERRANÉE.	
		QUAN- TITÉS.	VALEUR.	QUAN- TITÉS.	VALEUR.	QUAN- TITÉS.	VALEUR.	QUANTITÉS.	VALEUR.	QUANTITÉS.	VALEUR.
RÉGION DE LA MÉDITERRANÉE (FRANCE ET CORSE). [Fin.]											
Islande.....	Morue.....	Kilogr.	"	"	"	"	"	"	"	"	"
	Rogue.....	Idem.	"	"	"	"	"	"	"	"	"
	Huile.....	Litre.	"	"	"	"	"	"	"	"	"
	Morue.....	Kilogr.	912.567	1.596.992	"	"	"	"	"	912.567	1.596.992
Groenland....	Rogue.....	Idem.	"	"	"	"	"	"	"	"	"
	Huile.....	Litre.	"	"	"	"	"	"	"	"	"
Feroë et Dogger-Bank.	Morue.....	Kilogr.	"	"	"	"	"	"	"	"	"
	Rogue.....	Idem.	"	"	"	"	"	"	"	"	"
	Huile.....	Litre.	"	"	"	"	"	"	"	"	"
Terre-Neuve..	Morue.....	Kilogr.	"	"	"	"	"	"	"	"	"
	Rogue.....	Idem.	"	"	"	"	"	"	"	"	"
	Huile.....	Litre.	"	"	"	"	"	"	"	"	"
Poissons divers de la côte occidentale d'Afrique...		Kilogr.	"	"	"	"	701.200	2.371.800	"	"	701.200 2.371.800
Cabillauds.....		Idem.	"	"	"	"	"	"	"	"	"
Merlus ou Colins.....		Idem.	"	"	"	468.070	4.314.030	"	"	468.070 4.314.030	
Turbots.....		Idem.	620	5.960	285	3.300	13.180	148.120	4.710	47.120	21.545 248.100
Barbues.....		Idem.	"	"	"	"	95.800	1.245.400	45.300	769.000	141.100 2.014.400
Carrelets ou Plies.....		Idem.	"	"	190	1.520	56.100	208.000	6.690	64.220	68.780 328.540
Soles.....		Idem.	2.050	33.750	22.860	306.060	115.930	2.898.250	8.605	149.780	160.456 3.612.570
Congres.....		Idem.	"	"	3.975	39.125	467.550	2.962.750	75.624	555.850	548.649 3.563.725
Raies.....		Idem.	8.200	89.400	11.400	35.400	176.000	704.300	41.090	139.350	265.190 1.074.700
Mulets et Bars.....		Idem.	28.000	155.000	24.100	376.100	166.080	2.604.598	128.802	1.710.430	424.907 5.885.018
Harengs.....	salés.....	Idem.	"	"	"	"	"	"	"	"	"
	frais.....	Idem.	"	"	"	"	"	"	"	"	"
Maquereaux....	salés.....	Idem.	"	"	"	"	"	"	"	"	"
	frais.....	Idem.	3.700	28.800	83.952	508.424	576.025	3.377.313	176.700	910.835	1.251.427 6.413.052
Merlans.....		Idem.	4.400	50.000	19.300	216.600	561.400	4.126.600	41.730	507.420	764.780 6.157.320
Sardines.....		Idem.	1.000	5.000	16.400	59.600	1.882.171	4.730.278	1.040.333	4.238.052	4.198.808 12.615.955
Sprats.....		Idem.	"	"	"	"	"	"	90	1.350	90 1.350
Anchois.....		Idem.	"	"	"	"	"	"	49.057	476.206	49.057 476.206
Thons.....	blancs ou germans.....	Idem.	"	"	"	"	"	"	340	2.680	340 2.680
	francs ou thons rouges.....	Idem.	3.200	32.000	203.045	2.162.180	47.190	509.700	67.990	495.135	452.175 4.444.515
Poissons divers.....		Kilogr.	7.150	35.750	106.700	959.400	923.185	5.783.685	2.139.448	16.073.811	3.451.963 25.176.751
Crevettes.....	grises ou roses.....	Idem.	"	"	"	"	4.875	48.750	17.610	175.000	22.485 223.750
	salicoques dites bouquet.....	Idem.	"	"	60	1.920	974	20.120	1.602	58.085	2.636 80.125
Homards.....		Idem.	"	"	40	1.000	2.559	63.155	680	17.500	3.279 81.655
Langoustes.....		Idem.	"	"	325	11.825	27.511	825.330	99.009	2.496.460	129.883 3.429.918
Langoustes de Mauritanie dites langoustes vertes...		Idem.	"	"	"	"	"	"	"	"	"
Crabes pouparts ou tourteaux.....		Idem.	"	"	"	"	"	"	1.000	14.750	1.000 14.750
Crustacés divers.....		Idem.	"	"	"	"	"	"	4.500	9.000	4.500 9.000
Huitres plates.....		Mille.	"	"	"	"	"	"	"	"	"
Huitres portugaises.....		Idem.	"	"	"	"	"	"	"	"	"
Moules.....		Hectol.	"	"	"	"	"	"	10.050	1.031.000	10.350 1.035.950
Coquilles de Saint-Jacques.....		Nombre.	"	"	"	"	"	"	"	"	"
Pétoncles.....		Hectol.	"	"	"	"	"	"	"	"	"
Mollusques divers.....		Idem.	"	"	"	"	"	"	521	78.300	521 78.300
Oursins.....		Nombre.	43.000	4.450	36.000	6.000	690.000	138.000	3.639.980	435.864	5.066.700 636.931
Violetes.....		Idem.	"	"	"	"	388.200	113.450	2.913.200	439.100	3.415.120 592.350
Oiseaux de mer.....		Idem.	"	"	"	"	"	"	"	"	"
Vers pour appâts.....		Kilogr.	"	"	"	"	"	"	1.065	36.350	1.065 36.350
Corail.....		Idem.	"	"	"	"	"	"	"	"	"
Lichen.....		Idem.	"	"	"	"	"	"	"	"	"
Varech.....		M. cube.	"	"	"	"	"	"	"	"	"
Goémon de soude.....		Idem.	"	"	"	"	"	"	"	"	"
Pailleule.....		Idem.	"	"	"	"	"	"	"	"	"
Sables coquilliers et amendements marins.....		Idem.	"	"	"	"	"	"	"	"	"
VALEUR TOTALE des produits de la pêche en mer.....			2.037.102	4.688.454			37.193.629	30.932.648			86.846.013
Saumons.....		Kilogr.	"	"	"	"	"	"	"	"	"
Esturgeons.....		Idem.	"	"	"	410	2.050	"	"	410	2.050
Aloses.....		Idem.	"	"	"	"	"	100	400	600	20.400
Anguilles.....		Idem.	"	"	10.170	81.830	21.630	118.520	321.803	856.147	554.888 1.929.000
Mulets et Bars.....		Idem.	"	"	43.900	729.400	"	"	172.584	1.361.412	389.144 3.974.352
Éperlans.....		Idem.	"	"	"	"	"	"	"	"	"
Poissons divers.....		Idem.	"	"	60.500	569.000	23.520	83.810	161.278	1.003.106	296.713 1.989.566
Huitres.....	plates.....	Mille.	"	"	"	"	"	"	"	"	"
	portugaises.....	Idem.	"	"	"	"	"	"	"	"	"
Crustacés divers.....		Kilogr.	"	"	"	"	"	"	21.000	21.000	21.000 21.000
Mollusques divers.....		Hectol.	"	"	"	"	"	"	9.239	1.845.500	16.748 3.194.134
VALEUR TOTALE des produits de la pêche en étang et en rivière.....					1.380.230		204.380	5.087.565			11.130.502
VALEUR TOTALE des produits de la pêche en bateau.....			2.037.102	6.068.684			37.398.009	36.020.213			97.976.515

PÊCHE EN BATEAU. — 1932.

DÉSIGNATION DES GENRES DE PÊCHE.	UNITÉS de QUANTITÉS.	BÔNE.		PHILIPPEVILLE.		ALGER.		ARZEW.	
		QUANTITÉS.	VALEUR.	QUANTITÉS.	VALEUR.	QUANTITÉS.	VALEUR.	QUANTITÉS.	VALEUR.
			francs.		francs.		francs.		francs.
RÉGION DE L'ALGÉRIE.									
Islande.....	{ Morue.....	Kilogr.	"	"	"	"	"	"	"
	{ Rogue.....	Idem.	"	"	"	"	"	"	"
	{ Huile.....	Litre.	"	"	"	"	"	"	"
Groenland....	{ Morue.....	Kilogr.	"	"	"	"	"	"	"
	{ Rogue.....	Idem.	"	"	"	"	"	"	"
	{ Huile.....	Litre.	"	"	"	"	"	"	"
Feroë et Dogger-Bank	{ Morue.....	Kilogr.	"	"	"	"	"	"	"
	{ Rogue.....	Idem.	"	"	"	"	"	"	"
	{ Huile.....	Litre.	"	"	"	"	"	"	"
Terre-Neuve...	{ Morue.....	Kilogr.	"	"	"	"	"	"	"
	{ Rogue.....	Idem.	"	"	"	"	"	"	"
	{ Huile.....	Litre.	"	"	"	"	"	"	"
Poissons divers de la côte occidentale d'Afrique...		Kilogr.	"	"	"	"	"	"	"
Cabillauds.....		Idem.	"	"	"	"	"	"	"
Merlus ou Colins.....		Idem.	"	"	"	"	"	"	"
Turbots.....		Idem.	"	"	"	"	"	"	"
Barbues.....		Idem.	"	"	"	"	"	"	"
Carrelets ou Plies.....		Idem.	"	"	"	410	6.150	10.015	56.420
Soles.....		Idem.	3.460	48.442	4.839	72.585	6.930	169.900	3.595
Congres.....		Idem.	250	500	7.787	27.324	3.400	23.500	3.000
Raies.....		Idem.	84.680	130.707	62.420	218.470	150.300	750.800	5.945
Mulets et Bars.....		Idem.	32.300	117.075	5.127	20.388	7.350	73.500	"
Harengs.....	{ salés.....	Idem.	"	"	"	"	"	"	"
	{ frais.....	Idem.	"	"	"	"	"	"	"
Maquereaux.....	{ salés.....	Idem.	"	"	"	"	"	"	"
	{ frais.....	Idem.	17.300	70.850	31.285	62.570	19.900	187.300	2.500
Merlans.....		Idem.	369.500	1.847.500	115.650	578.250	183.920	1.307.550	22.230
Sardines.....		Idem.	321.550	754.945	152.610	221.528	1.362.100	1.503.150	758.610
Sprats.....		Idem.	"	"	72.750	54.554	"	"	"
Anchois.....		Idem.	"	"	24.625	42.481	406.180	609.270	21.700
Thons.....	{ blancs ou germons.....	Idem.	"	"	"	"	15.000	12.000	18.150
	{ francs ou thons rouges.....	Idem.	"	"	101.895	309.185	5.800	38.800	7.025
Poissons divers.....		Kilogr.	730.055	3.468.140	491.865	2.951.190	1.575.000	13.470.000	315.239
Crevettes.....	{ grises ou roses.....	Idem.	403.500	2.017.500	209.585	838.420	591.900	5.919.000	41.500
	{ salicoques dites bouquet.....	Idem.	24.640	419.000	"	"	"	"	"
Homards.....		Idem.	"	"	"	"	"	30	750
Langoustes.....		Idem.	900	17.200	1.552	23.280	340	10.200	800
Langoustes de Mauritanie dites langoustes vertes...		Idem.	"	"	"	"	"	"	"
Crabes poutarts ou tourteaux.....		Idem.	"	"	"	"	"	"	"
Crustacés divers.....		Idem.	"	"	280	3.360	980	7.840	"
Huitres plates.....		Mille.	"	"	"	"	"	"	"
Huitres portugaises.....		Idem.	"	"	"	"	"	"	"
Moules.....		Hectol.	"	"	"	"	"	"	"
Coquilles de Saint-Jacques.....		Nombre.	"	"	"	"	"	"	"
Pétoncles.....		Hectol.	"	"	"	"	"	"	"
Mollusques divers.....		Idem.	"	"	40.175	147.507	"	"	"
Oursins.....		Nombre.	"	"	36.620	5.800	"	"	"
Violetes.....		Idem.	"	"	"	"	"	"	"
Oiseaux de mer.....		Idem.	"	"	"	"	"	"	"
Vers pour appâts.....		Kilogr.	"	"	"	"	"	"	"
Corsail.....		Idem.	"	"	"	"	"	"	"
Lichen.....		Idem.	"	"	"	"	"	"	"
Varech.....		M. cube.	"	"	"	"	"	"	"
Goémon de soude.....		Idem.	"	"	"	"	"	"	"
Paillule.....		Idem.	"	"	"	"	"	"	"
Sables coquilliers et amendements marins.....		Idem.	"	"	"	"	"	"	"
VALEUR TOTALE des produits de la pêche en mer.....				8.891.859		5.576.892		24.088.960	
Saumons.....		Kilogr.	"	"	"	"	"	"	"
Esturgeons.....		Idem.	"	"	"	"	"	"	"
Aloses.....		Idem.	"	"	"	"	"	"	"
Anguilles.....		Idem.	"	"	"	"	"	"	"
Mulets et Bars.....		Idem.	"	"	"	"	"	"	"
Éperlans.....		Idem.	"	"	"	"	"	"	"
Poissons divers.....		Idem.	"	"	"	"	"	"	"
Huitres.....	{ plates.....	Mille.	"	"	"	"	"	"	"
	{ portugaises.....	Idem.	"	"	"	"	"	"	"
Crustacés divers.....		Kilogr.	"	"	"	"	"	"	"
Mollusques divers.....		Hectol.	"	"	"	"	"	"	"
VALEUR TOTALE des produits de la pêche en étang et en rivière.....				"		"		"	
VALEUR TOTALE des produits de la pêche en bateau.....				8.891.859		5.576.892		24.088.960	

PÊCHE EN BATEAU. — 1932.

DÉSIGNATION DES GENRES DE PÊCHE.	UNITÉS de QUANTITÉ.	ORAN.		AUTRES PORTS.		TOTAUX DE LA RÉGION DE L'ALGÉRIE.		TOTAUX GÉNÉRAUX DE LA FRANCE ET DE L'ALGÉRIE.	
		QUANTITÉS.	VALEUR.	QUANTITÉS.	VALEUR.	QUANTITÉS.	VALEUR.	QUANTITÉS.	VALEUR.
		francs.		francs.		francs.		francs.	
RÉGION DE L'ALGÉRIE. (Fin.)									
Islande.....	Morue.....	Kilogr.	"	"	"	"	"	17.598.397	27.379.787
	Rogue.....	Idem.	"	"	"	"	"	24.691	44.505
	Huile.....	Litre.	"	"	"	"	"	267.043	476.738
Greenland.....	Morue.....	Kilogr.	"	"	"	"	"	19.945.716	30.719.338
	Rogue.....	Idem.	"	"	"	"	"	18.683	4.245
	Huile.....	Litre.	"	"	"	"	"	44.860	54.792
Feroé et Dogger-Bank.	Morue.....	Kilogr.	"	"	"	"	"	"	"
	Rogue.....	Idem.	"	"	"	"	"	"	"
	Huile.....	Litre.	"	"	"	"	"	"	"
Terre-Neuve...	Morue.....	Kilogr.	"	"	"	"	"	6.544.222	9.052.944
	Rogue.....	Idem.	"	"	"	"	"	"	"
	Huile.....	Litre.	"	"	"	"	"	29.030	42.015
Poissons divers de la côte occidentale d'Afrique...		Kilogr.	"	"	"	"	"	2.009.280	6.559.155
Cabillauds.....		Idem.	"	"	"	"	"	980.226	4.337.862
Merlus ou Colins.....		Idem.	"	"	"	"	"	12.746.671	88.208.472
Turbots.....		Idem.	"	"	"	"	"	1.008.823	11.293.204
Barbues.....		Idem.	"	"	"	"	"	613.736	7.170.387
Carrelets ou Plies.....		Idem.	"	"	"	10.425	62.570	5.037.653	19.997.633
Soles.....		Idem.	10.785	303.950	9.435	181.575	39.044	808.292	1.715.445
Congres.....		Idem.	"	"	1.774	4.758	16.211	62.082	2.436.675
Raies.....		Idem.	57.800	81.400	178.018	700.325	539.163	1.898.092	14.473.953
Mulets et Bars.....		Idem.	"	"	2.025	24.300	46.802	235.263	1.233.226
Harengs.....	salés.....	Idem.	"	"	"	"	"	"	9.077.893
	frais.....	Idem.	"	"	"	"	"	"	45.359.298
Maquereaux...	salés.....	Idem.	"	"	"	"	"	"	328.432
	frais.....	Idem.	68.690	168.870	35.350	76.305	175.025	575.395	20.791.122
Merlans.....		Idem.	502.130	4.439.875	264.895	1.589.924	1.458.325	9.892.929	29.789.337
Sardines.....		Idem.	1.981.947	1.095.498	1.761.505	1.300.476	6.338.322	5.533.707	30.176.809
Sprats.....		Idem.	647.600	323.800	16.100	4.000	736.450	382.414	2.074.947
Anchois.....		Idem.	753.445	648.290	2.897.100	1.496.700	4.103.050	2.829.291	4.642.677
Thons.....	blancs ou germons.....	Idem.	207.395	909.260	656	5.248	241.201	1.035.408	7.762.080
	francs ou thons rouges.....	Idem.	110.775	508.750	124.040	660.175	349.535	1.541.510	1.127.583
Poissons divers.....		Idem.	2.047.227	12.525.088	1.365.243	8.048.693	6.524.629	42.194.456	56.768.725
									197.433.957
Crevettes.....	grisés ou roses.....	Kilogr.	189.630	1.085.780	94.315	488.370	1.530.430	10.608.070	2.890.471
	salicoques dites bouquet.....	Idem.	"	"	43.643	513.476	68.103	932.476	262.322
Homards.....		Idem.	10	150	63	770	103	1.670	676.776
Langoustes.....		Idem.	3.033	94.005	6.956	124.008	13.581	286.193	1.150.504
Langoustes de Mauritanie dites langoustes vertes.....		Idem.	"	"	"	"	"	"	373.699
Crabes pouparts ou tourteaux.....		Idem.	"	"	"	"	"	"	2.875.637
Crustacés divers.....		Idem.	"	"	935	4.810	2.195	16.010	1.807.643
Huitres plates.....		Mille.	"	"	"	"	"	"	30
Huitres portugaises.....		Idem.	"	"	"	"	"	"	45.400
Moules.....		Hectol.	74	8.550	7	1.050	81	9.600	140.544
Coquilles de Saint-Jacques.....		Nombre.	"	"	"	"	"	"	14.917.140
Pétoncles.....		Hectol.	"	"	"	"	"	"	28.864
Mollusques divers.....		Idem.	"	"	"	"	40.175	147.507	63.339
Oursins.....		Nombre.	"	"	56.750	4.540	57.370	10.340	5.434.420
Violet.....		Idem.	"	"	"	"	"	"	3.415.120
Oiseaux de mer.....		Idem.	"	"	"	"	"	"	592.380
Vers pour appâts.....		Kilogr.	"	"	"	"	"	"	19.788
Corail.....		Idem.	"	"	"	"	"	"	"
Lichen.....		Idem.	"	"	"	"	"	"	522.350
Varech.....		M. cube.	"	"	"	"	"	"	143.670
Goémon de soude.....		Idem.	"	"	"	"	"	"	425.398
Pailleule.....		Idem.	"	"	"	"	"	"	1.720
Sables coquilliers et amendements marins.....		Idem.	"	"	"	"	"	"	165.096
VALEUR TOTALE des produits de la pêche en mer.....			22.193.266		15.229.563		79.063.275		906.498.721
Saumons.....		Kilogr.	"	"	"	"	"	"	61.762
Esturgeons.....		Idem.	"	"	"	"	"	"	11.400
Aloses.....		Idem.	"	"	"	"	"	"	187.630
Anguilles.....		Idem.	"	"	"	"	"	"	736.648
Mulets et Bars.....		Idem.	"	"	"	"	"	"	515.944
Éperlans.....		Idem.	"	"	"	"	"	"	116.486
Poissons divers.....		Idem.	"	"	"	"	"	"	911.195
Huitres.....	plates.....	Mille.	"	"	"	"	"	"	"
	portugaises.....	Idem.	"	"	"	"	"	"	136.900
Crustacés divers.....		Kilogr.	"	"	"	"	"	"	77.788
Mollusques divers.....		Hectol.	"	"	"	"	"	"	33.236
VALEUR TOTALE des produits de la pêche en étang et en rivière.....			"	"	"	"	"	"	23.322.851
VALEUR TOTALE des produits de la pêche en bateau.....			22.193.266		15.229.563		79.063.275		929.821.572

— 142 —

— 143 —

IV. - PRODUCTION. (Suite.)

PÊCHE A PIED.

RÉCAPITULATION.

DÉSIGNATION DES PRODUITS PÊCHÉS.	UNITÉS de QUANTITÉS.	MER DU NORD ET MANCHE.	
		QUANTITÉS.	VALEUR. francs.
Harengs frais.....	Kilogr.	67.705	233.755
Maquereaux frais.....	Idem.	69.195	351.145
Sardines.....	Idem.	"	"
Poissons divers.....	Idem.	412.915	1.601.193
Crevettes....	Idem.	grises ou roses.....	72.630 507.204
		salicoques dites bouquet.....	26.165 468.165
Homards et langoustes.....	Idem.	18.320	224.017
Crustacés divers.....	Idem.	66.809	321.374
Huitres.....	Mille.	plates.....	10 9.000
		portugaises.....	" "
Moules.....	Hectol.	10.823	1.143.341
Coquilles de Saint-Jacques.....	Nombre.	14.400	19.650
Mollusques divers.....	Hectol.	56.764	1.462.580
Oursins.....	Nombre.	212.000	29.100
Violet.....	Idem.	"	"
Vers pour appâts.....	Kilogr.	157.721	713.570
Lichen.....	Idem.	408.260	320.945
Varech, goémon, pailleule.....	Mètre cube.	399.088	4.112.856
Sables coquilliers, amendements marins.....	Idem.	57.755	840.325
Saumons.....	Kilogr.	3.968	101.552
TOTAUX.....			12.459.772
Nombre de pêcheurs.....		32.980	

Océan.		Méditerranée.		Algérie.		TOTAUX POUR LA FRANCE ET L'ALGÉRIE.	
QUANTITÉS.	VALEUR. francs.	QUANTITÉS.	VALEUR. francs.	QUANTITÉS.	VALEUR. francs.	QUANTITÉS.	VALEUR. francs.
"	"	"	"	"	"	67.705	233.755
"	"	"	"	"	"	69.195	351.145
"	"	"	"	"	"	"	"
156.447	1.391.911	2.700	30.000	480	2.400	572.542	3.025.504
55.783	480.135	"	"	"	"	128.413	987.339
70.349	1.494.064	"	"	"	"	96.514	1.962.229
2.435	18.945	"	"	"	"	20.755	242.062
105.403	350.323	"	"	"	"	172.212	671.697
3	750	"	"	"	"	13	9.750
368.427	6.174.240	"	"	"	"	368.427	6.174.240
34.681	839.626	250	3.250	"	"	95.754	1.986.217
3.090	2.938	"	"	"	"	17.490	22.588
30.180	1.637.477	39	11.700	"	"	86.983	3.111.757
"	"	"	"	16.000	800	228.000	29.900
"	"	"	"	"	"	"	"
2.750	46.300	"	"	"	"	160.474	759.870
38.000	37.300	"	"	"	"	446.260	358.245
145.341	1.938.670	"	"	"	"	544.429	6.051.526
223.715	1.304.785	"	"	"	"	281.470	2.145.110
3.160	97.200	"	"	"	"	7.128	198.752
	15.814.664		44.950		3.200		28.322.586
26.357		80		12		59.409	

IV. — PRODUCTION. (Suite.)

HUITRES INDIGÈNES.

Quantités et valeur des produits récoltés.

Superficie des établissements et des bancs.

PORTS OU SYNDICATS.	ÉTABLISSEMENTS OSTREO-COLES.						NOMBRE de CERTIFICATS de salubrité délivrés.	NOMBRE de DUPLICATA délivrés.	BANCS NATURELS.						NOMBRE D'ATTES-TATIONS délivrées			
	DEMI-ÉLEVAGE.			ÉLEVAGE, ENGRAISSEMENT ou affinage.					EXPÉDITION.			CLASSÉS.				NON CLASSÉS.		
	Superficie des parcs.	Produits récoltés.		Superficie.	Quantités.	Valeur.			Superficie.	Quantités.	Valeur.	Superficie.	Quantités.	Valeur.		Superficie.	Quantités.	Valeur.
		Quantités.	Valeur.															
Le Havre.....	"	"	"	"	"	"	"	"	"	"	"	34 00 00	16	17.700	"	"	"	"
La Hougue.....	"	"	"	"	"	"	"	"	12 19 43	5	2.600	40	5.100 (a)	"	"	"	"	"
Cancale.....	14 00 00	"	"	11 00 00	300	150.00	13 50	50	37.500	15	680	10.804 00 00	"	"	"	"	"	"
Saint-Malo.....	40 00	420	19.000	40 00	210	97.00	28 00	76	26.500	275	275	"	"	"	"	"	"	"
Plouézec.....	"	"	"	"	"	"	2 62 50	665	215.000	"	880	"	"	"	"	"	"	"
Paimpol.....	"	"	"	9 06 00	1.592	239.00	9 06 00	678	219.300	1	"	"	"	"	5	"	"	"
Plougasnou.....	"	"	"	5 97 00	8.550	513.00	5 97 00	631	47.670	1.300	"	"	"	"	"	"	"	"
L'Aberwrach.....	3 16 15	2.150	38.000	5 68 60	1.800	185.00	12 89	1.700	680.000	"	"	"	"	"	"	"	"	"
Brest.....	"	"	"	40 00	50	10.00	20 00	25	6.500	30	20	"	"	"	"	"	"	"
Le Faou.....	"	"	"	9 00 00	900	60.00	"	"	"	"	420	"	"	"	"	"	"	"
Audierne.....	"	"	"	50 00	40	16.00	"	"	"	"	"	"	"	"	"	"	"	"
Loctudy.....	1 25 00	150	45.000	"	"	"	"	"	"	"	"	"	"	"	"	"	"	"
Quimper.....	"	"	"	"	"	"	"	"	"	"	"	3 00 00 (b)	40	18.000	"	"	"	"
Concarneau.....	1 55 31	200	60.000	"	"	"	"	"	"	"	"	"	"	"	"	"	"	"
Doélan.....	1 41 58	2.800	840.000	"	"	"	17 89 39	4.305	2.893.000	7	34.200	"	"	"	"	"	"	"

(a) Dans ces chiffres sont compris les certificats de salubrité et les duplicata délivrés pour les huîtres portugaises.

(b) Ces bancs sont insalubres.

OSTRÉI CULTURE. (Suite.)

Quantités et valeur des produits récoltés. — Superficie des établissements et des bancs. (Suite.)

PORTS OU SYNDICATS.	ÉTABLISSEMENTS OSTRÉI						COLES.			NOMBRE de CERTIFICATS de salubrité délivrés.	NOMBRE de DUPLICATA délivrés.	BANCS NATURELS.						NOMBRE D'ATTES-TATIONS délivrées.			
	DEMI-ÉLEVAGE.			ÉLEVAGE, ENGRAISSEMENT ou affinage.			EXPÉDITION.					CLASSÉS.			NON CLASSÉS.						
	Superficie des parcs.	Produits récoltés.		Superficie.	Quantités.	Valeur.	Superficie.	Quantités.	Valeur.			Superficie.	Quantités.	Valeur.	Superficie.	Quantités.	Valeur.		Superficie.	Quantités.	Valeur.
		h. a. c.	mille.																		
Etel	"	"	"	167 88 00	20.000	2.500.000	"	"	"	"	"	"	"	"	"	"	"	"			
La Trinité-sur-Mer	8 15 00	105.000	4.350.000	47 51 00	15.000	2.600.000	27 00 00	2.480	1.149.000	"	"	39 00 00	(a) "	"	"	"	"	"			
Auray.....	50 00 00	55.000	1.100.000	162 00 00	5.500	550.000	60 00	2.200	450.000	86	40.715	250 00 00	(a) "	"	"	"	"	"			
Larmor-Baden.....	50 00 00	20.000	3.000.000	52 00 00	6.200	1.500.000	3 00 00	4.114	1.152.000	"	"	"	"	"	"	"	"	"			
Île-aux-Moines.....	"	"	"	5 54 00	5.100	475.000	3 30 00	373	106.760	"	"	"	"	"	"	"	"	"			
Séné.....	"	"	"	4 52 15	60	27.300	2 72 00	30	28.175	"	"	32 00 00	(a) "	"	303 70 00	"	"	"			
Port-Navalo.....	3 17 00	24	18.000	"	"	"	"	"	"	"	"	"	"	"	"	"	"	"			
Sarzeau.....	25 00 00	1.600	360.000	72 00 00	800	700.000	72 00 00	800	1.000.000	"	"	"	"	"	"	"	"	"			
Damgan.....	"	"	"	55 50 00	5.500	1.650.000	15 80 00	4.000	1.200.000	15	500	40 00 00	15	4.500	"	"	"	"			
Le Croisic.....	"	"	"	1 00 00	300	60.000	1 00 00	2.414	965.000	"	"	"	"	"	"	"	"	"			
Château-d'Oléron.....	"	"	"	47 08 02	2.725	681.250	3 00 00	384	249.600	1.800	60.769	(a) "	"	"	"	"	"	"			
La Tremblade.....	"	"	"	"	2.330	765.000	9 00 00	2.195	2.587.000	115	982.314	(a) "	"	"	"	"	"	"			
Arès.....	3 74 00	1.200	72.000	12 00 00	994	178.900	3 26 00	725	159.750	"	195.345	(a) "	"	"	"	"	"	"			
Gujan-Mestras.....	56 19	460	27.600	2 93 00	725	155.000	4 27 00	320	86.400	"	89.675	(a) "	"	"	"	"	"	"			
Arcachon.....	1 84 00	2.440	146.400	3 00 00	11.353	2.270.600	3 66 00	9.500	2.088.000	433	102.850	(a) "	"	"	"	"	"	"			
Mèze.....	"	"	"	1 01 50	100	34.000	1 01 50	45	36.000	100	"	"	"	"	"	"	"	"			
TOTAUX.....	164 24 23	191.444	10.076.000	675 99 27	90.129	15.417.050	198 11 21	37.715	15.385.755	4.217	1.513.743	11.202 00 00	71	40.200	308 70 00	"	"	"			

(a) Non exploités en 1932.

(b) Dans ces chiffres sont compris les certificats de salubrité et les duplicata délivrés pour les huîtres portugaises.

NOTA. — Dans les ports du quartier d'Arcachon et à la Tremblade, il n'y a plus de parcs à huîtres affectés uniquement à la culture de l'huître plate, en raison de son petit nombre elle est cultivée dans les parcs plus spécialement affectés à la portugaise.

IV. — PRODUCTION. (Suite.)

HÛTRES PORTUGAISES.

OSTRÉI

Quantités et valeurs des produits récoltés.

PORTS OU SYNDICATS.	ÉTABLISSEMENTS OSTRÉI					
	DEMI-ÉLEVAGE.			ÉLEVAGE, ENGRAISSEMENT ou affinage.		
	Superficie des parcs.	Produits récoltés.		Superficie.	Quantités.	Valeur.
		Quantités.	Valeur.			
h. a. c.	mille.	francs.	h. a. c.	mille.	francs.	
Boulogne-sur-Mer.....	"	"	"	3 75 00	22	6.849
Etretat.....	"	"	"	56	12	6.000
La Hougue.....	"	"	"	"	"	"
Le Croisic.....	"	"	"	3 50 00	4.000	200.000
Noirmoutier.....	"	"	"	16 00	30	4.500
Les Sables-d'Olonne.....	16 48 90	600	60.060	1 40 00	1.400	126.000
La Rochelle.....	260 80 00	262.000	3.930.000	109 82 00	83.000	5.950.000
Saint-Martin-de-Ré.....	97 52 81	18.000	1.477.000	29 85 52	8.000	260.000
La Flotte.....	86 49 07	16.900	1.044.000	57 66 04	14.000	420.000
Château-d'Oléron.....	380 40 00	312.500	3.500.000	389 54 12	44.266	4.301.920
Fouras.....	7 22 35	4.800	72.000	2 03 00	180	14.400
Rochefort.....	43 00 00	25.000	2.000.000	20 00 00	20.000	600.000
Marennes.....	100 00 00	130.000	3.900.000	412 00 00	800.000	96.000.000
La Tremblade.....	154 75 00	118.000	3.150.000	154 75 00	167.000	22.000.000
Le Verdon.....	13 78 00	8.000	160.000	"	"	"
Arès.....	54 74 00	50.000	250.000	200 00 00	300.000	24.000.000
Gujan-Mestras.....	100 73 00	133.000	6.650.000	229 00 00	307.000	24.560.000
Arcachon.....	100 00 00	50.000	2.500.000	221 34 00	338.000	27.040.000
Bayonne.....	"	"	"	2 18 00	250	4.500
Mèze.....	"	"	"	1 01 50	32	5.760
TOTAUX.....	1.415 93 13	1.128.800	28.943.000	1.838 00 74	2.087.192	205.499.929

CULTURE.

Superficie des établissements et des bancs.

COLES.			NOM- BRE de CERTIFI- CATS de salubrité délivrés	NOM- BRE de DUPLI- CATA délivrés.	BANCS NATURELS.						NOM- BRE D'ATTES- TATIONS délivrées.
EXPÉDITION.					CLASSÉS.			NON CLASSÉS.			
Superficie	Quantités.	Valeur.			Superficie.	Quantités.	Valeur.	Superficie.	Quantités.	Valeur.	
"	"	"	1	"	"	"	"	"	"	"	"
"	"	"	"	"	"	"	"	"	"	"	"
6 28 06	2.631	580.000	40	(a) 5.100	"	"	"	"	"	"	"
3 00 00	36.009	7.341.800	6	9.450	"	"	"	"	"	"	"
"	"	"	"	"	"	"	"	"	"	"	"
1 40 00	800	96.000	100	800	"	"	"	"	"	"	"
79 32	15.000	1.125.000	198	42.281	65 00 00	56.000	560.000	50 00 00	26.000	260.000	"
67 67 29	10.000	1.217.000	"	7.487	"	"	"	20 00 00	1.000	40.000	"
28 83 03	5.200	624.000	"	"	18 00 00	3.000	120.000	25 00 00	2.500	100.000	"
2 00 00	53.376	7.000.440	1.800	(a) 60.769	"	"	"	"	"	"	"
1 00 02	440	39.600	1.315	"	500 00 00	40.000	600.000	"	"	"	2.500
18 00 00	5.500	500.000	"	1.120	225 00 00	75.000	1.125.000	12 00 00	3.500	52.500	350
10 00 00	140.000	21.000.000	393	400.475	"	"	"	"	"	"	"
9 00 00	253.200	40.163.000	115	(a) 982.314	"	"	"	"	"	"	"
13 78 00	6.000	600.000	1.552	"	1.783 00 00	189.264	3 028.224	"	"	"	500
3 26 00	37.440	5.614.200	"	(a) 195.345	"	"	"	"	"	"	"
4 27 00	58.125	8.718.750	"	(a) 89.675	"	"	"	"	"	"	"
3 66 00	77.500	11.550.000	433	(a) 102.850	"	"	"	"	"	"	"
"	"	"	"	"	"	"	"	"	"	"	"
1 01 50	27	7.560	100	(a) "	"	"	"	"	"	"	"
173 96 22	701.248	106.177.350	6.053	1.897.666	2.591 00 00	363.264	5.433.224	107 00 00	33.000	452.500	3.350

(a) Dans ces chiffres sont compris les certificats de salubrité et les duplicata délivrés pour les huitres plates.

IV. — PRODUCTION. (Suite.)

**MYTILICULTURE
ET AUTRES COQUILLAGES.**

SYNDICATS OU PORTS	MYTILICULTURE.						AUTRES COQUILLAGES.				
	BANCs NATURELS.			BOUCHOTS.			CULTURE À PLAT.			QUANTITÉS.	VALEUR.
	Superficie.	Quantités.	Valeur.	Longueur.	Quantités.	Valeur.	Superficie.	Quantités.	Valeur.		
	h. a. c.	hectol.	francs.	mètres.	hectol.	francs.	h. a. c.	hectol.	francs.	hectol.	francs.
Le Tréport	1 00 00	100	46.200								
Le Havre	65 00 00	40	640								
Honfleur	24 00 00	92.000	1.380.000								
Trouville	25 00 00	14.000	420.000								
Courseulles	17 00 00	4.050	210.000								
Grandcamp	200 00 00	500	25.000								
Cancale	"	"	"				3 24 00	970	67.200	19.000	410.000
Le Vivier	"	"	"				"	"	"	175	14.000
Paimpol	"	"	"				"	"	"	25.000	180.000
Port-Blanc	"	"	"				"	"	"	500	25.000
Roscoff	"	"	"				"	"	"	150	400
Brest	"	"	"				"	"	"	200	2.000
Quimper	"	"	"				10 00	20	3.000	"	"
Concarneau	"	"	"				"	"	"	30	4.600
Doëlan	10 00 00	150	30.000				118 30 00	190	38.000	"	"
Lorient	3 00 00	32	1.280				"	"	"	"	"
Port-Louis	"	"	"				2 70	20	4.000	"	"
Etel	"	"	"				1 32 50	265	13.200	15	600
Séné	"	"	"				"	"	"	120	60.000
Sarzeau	3 00 00	200	16.000				"	"	"	30	18.000
Damgan	150 00 00	7.500	225.000	45.000	50.000	2.000.000	"	"	"	95	47.000
Le Croisic	100 00 00	500	50.000	"	"	"	1 45 00	3.000	225.000	90	45.000
Saint-Nazaire	100 00 00	2.700	140.000	"	"	"	15 00 00	2.500	100.000	300	60.000
Pornic	25 00 00	14.975	290.000	"	"	"	111 08 57	20.675	700.500	1.5000	500.600
Noirmoutier	508 00 00	3.600	108.000	"	"	"	"	"	"	"	"
Beauvoir-sur-Mer	5 00 00	1.350	93.750	"	"	"	4 28 00	1.150	46.000	1.050	84.000
Saint-Gilles-sur-Vie	80 00	700	28.920	"	"	"	"	"	"	465	33.010
L'Aiguillon-sur-Mer	1 00 00	320	6.400	"	"	"	76 00	600	45.000	95	7.600
La Rochelle	5 00 00	1.200	36.000	59.150	12.360	370.800	"	"	"	735	28.050
Ile de Ré	"	250	20.000	245.735	52.845	3.170.700	"	"	"	431	32.800
La Flotte	6 00 00	300	24.000	"	"	"	"	"	"	150	18.000
Fouras	1 00 00	500	35.000	"	"	"	"	"	"	50	6.000
Port des Barques	140 00 00	60	2.400	68.170	20.000	1.600.000	"	"	"	19	4.700
Oléron	30 00 00	2.700	81.000	150	1.000	100.000	"	"	"	45	9.000
Marennes	116 00 00	2.450	49.000	30.640	3.200	192.000	"	"	"	2.300	92.000
La Tremblade	87 00 00	3.700	111.000	29.955	3.350	90.450	"	"	"	1.100	33.000
Mèze	"	"	"	"	"	"	"	"	"	1.300	91.000
Saint-Louis-du-Rhône	"	100	6.000	"	"	"	10 12 30	2.758	175.600	"	"
La Seyne	10 26 00	7.000	900.000	"	"	"	"	"	"	"	"
TOTAL	1.633 06 00	160.977	4.335.590	478.800	142.755	7.523.950	265 69 07	32.148	1.417.500	68.688	1.824.585

IV — PRODUCTION. (Suite.)

RÉSERVOIRS À POISSONS

ET À CRUSTACÉS.

PORTS OU SYNDICATS.	RÉSERVOIRS À POISSONS.			RÉSERVOIRS À CRUSTACÉS.		
	NOMBRE des établissements.	QUANTITÉS ET VALEUR des produits entreposés.		NOMBRE des établissements.	QUANTITÉS ET VALEUR des produits entreposés.	
		Quantités.	Valeurs.		Quantités.	Valeurs.
Saint-Valéry-en-Caux.....	"	"	"	6	520	16.600
Yport.....	"	"	"	4	4.200	32.100
Étretat.....	"	"	"	9	2.000	45.000
Courseulles.....	"	"	"	1	850	17.000
La Hougue.....	"	"	"	1	5.000	60.000
Barfleur.....	"	"	"	2	7.700	106.600
Cherbourg.....	"	"	"	5	7.000	70.000
Blainville.....	"	"	"	1	450	10.800
Granville.....	"	"	"	7	40.000	420.000
Saint-Malo.....	"	"	"	1	40.000	700.000
Saint-Servan.....	"	"	"	11	60.500	370.000
Pléneuf-Dahouet.....	"	"	"	1	5.500	121.000
Paimpol.....	"	"	"	10	1.000	18.000
Perros-Guirec.....	"	"	"	22	3.900	77.000
Lannion.....	"	"	"	2	600	9.000
Plougasnou.....	"	"	"	2	59.500	1.190.000
Roscoff.....	"	"	"	5	70.000	1.350.000
Plouñour-Trez.....	"	"	"	3	11.820	174.200
Plouguerneau.....	"	"	"	1	15.000	375.000
L'Aberwrach.....	"	"	"	3	50.000	850.000
Porspoder.....	"	"	"	1	14.090	196.740
Brest.....	"	"	"	6	203.600	3.550.000
.....	"	"	"	40	758.856	12.136.791
Crozon.....	"	"	"	3	6.000	70.000
Douarnenez.....	"	"	"	21	382.245	5 202.025
Ile de Sein.....	"	"	"	10	285.207	1.676.640
Audierne.....	"	"	"	1	50.000	900.000
Penmarch.....	"	"	"	1	380	6.840
Guilvinec.....	"	"	"	2	10.000	200.000
Quimper.....	"	"	"	2	1.000	25.000
Concarneau.....	1	1.048	7.336	2	83.300	1.640 40
Doélan.....	"	"	"	1	10.000	150.000
Lorient.....	"	"	"	4	3.200	70.400
Groix.....	"	"	"	1	1.000	17.000
Étel.....	"	"	"	1	405	7.400
Quiberon.....	"	"	"	2	250	6.250
Séné.....	7	82	738	"	"	"
Le Croisic.....	"	"	"	10	97.530	883.700
Pornic.....	"	"	"	6	5.000	75.000
Noirmoutier.....	1	1.250	12.500	"	"	"
L'Ile d'Yeu.....	"	"	"	9	600	7.400
Saint-Gilles-sur-Vie.....	"	"	"	4	25.000	150.000
île-de-Ré.....	"	"	"	1	3.000	60.000
Arès.....	8	60.000	600.000	"	"	"
Gujan-Mestras.....	14	23.800	235.200	"	"	"
Arcachon.....	2	4.000	40.000	"	"	"
Marseille.....	13	1.800	39.000	"	"	"
Saint-Tropez.....	4	3.000	40.000	"	"	"
Cannes.....	3	1.100	16.500	2	800	28.000
Nice.....	"	"	"	4	55.000	400.000
Calvi.....	"	"	"	1	540	18.900
Alger.....	"	"	"	8	430.250	(1) 3.672.250
Oran.....	"	"	"	1	400	12.000
TOTAUX.....	53	96.080	991.274	249	2.820.885	37.344.789

(1) Langoustes et coquillages importés de France.

V

INDUSTRIES CONNEXES

INDUSTRIES

PORTS.	SÉCHERIES de MORUES.		FABRIQUES de CONSERVES de poissons.		ATELIERS de SALAISONS ou de fumaisons.		FABRIQUES D'ENGRAIS, de colle ou d'huile de poisson.	
	Nombre.	Personnel employé.	Nombre.	Personnel employé.	Nombre.	Personnel employé.	Nombre.	Personnel employé.
Dunkerque.....	"	"	"	"	3	22	"	"
Gravelines.....	4	170	"	"	4	12	"	"
Calais.....	"	"	"	"	4	20	"	"
Boulogne-sur-Mer.....	"	"	11	380	102	2.700	1	8
Étaples.....	"	"	"	"	1	6	"	"
Berck-sur-Mer.....	"	"	"	"	1	6	"	"
Le Crotoy.....	"	"	"	"	"	"	"	"
Cayeux-sur-Mer.....	"	"	"	"	"	"	"	"
Le Tréport.....	"	"	"	"	1	9	"	"
Dieppe.....	"	"	"	"	5	65	"	"
Saint-Valéry-en-Caux.....	"	"	"	"	2	12	"	"
Saint-Pierre-en-Port.....	"	"	"	"	"	"	"	"
Fécamp.....	5	187	1	25	35	900	2	32
Yport.....	"	"	"	"	"	"	"	"
Étretat.....	"	"	"	"	"	"	"	"
Le Havre.....	"	"	"	"	"	"	"	"
Quillebœuf.....	"	"	"	"	"	"	"	"
Honfleur.....	"	"	"	"	"	"	"	"
Trouville.....	"	"	"	"	"	"	"	"
Ouistreham.....	"	"	"	"	"	"	"	"
Courseulles.....	"	"	"	"	"	"	"	"
Port-en-Bessin.....	"	"	"	"	"	"	"	"
Grandcamp.....	"	"	"	"	"	"	"	"
La Hougue.....	"	"	"	"	"	"	"	"
Barfleur.....	"	"	"	"	"	"	"	"
Cherbourg.....	"	"	"	"	"	"	"	"
Granville.....	"	"	"	"	1	26	"	"
Blainville.....	"	"	"	"	"	"	"	"
Cancale.....	"	"	"	"	"	"	"	"
Saint-Malo.....	"	"	"	"	"	"	"	"
Saint-Servan.....	"	"	"	"	"	"	"	"

(a) Réparations seulement.
b. Réparations et constructions de bateaux de plaisance.

CONNEXES.

USINES pour la TRANSFORMATION des herbes marines (soude, iode, etc.).		FABRIQUES DE GLACE.		FABRIQUES ou MAISONS DE VENTE de cordages, voiles, filets, lignes, etc.		CHANTIERS DE CONSTRUCTION OU DE RÉPARATIONS.			
Nombre.	Personnel employé.	Nombre.	Personnel employé.	Nombre.	Personnel employé.	Nombre.	Personnel employé.	Bateaux construits.	
								Nombre.	Tonnage.
"	"	"	"	2	27	4	37	2	42
4	"	2	8	2	4	2	(a) 18	"	"
"	"	2	12	3	7	1	(a) 5	"	"
"	"	5	112	18	314	6	410	26	401
"	"	2	6	4	30	2	10	11	164
"	"	1	2	3	6	1	(b) 3	"	"
"	"	"	"	"	"	2	(b) 3	"	"
"	"	"	"	1	1	1	2	3	19
"	"	"	"	5	55	"	"	"	"
"	"	2	45	5	110	5	200	5	22
"	"	"	"	"	"	"	"	"	"
"	"	1	3	8	100	4	122	67	1.009
"	"	"	"	2	20	1	(b) 2	"	"
"	"	"	"	2	60	"	"	"	"
"	"	"	"	"	1	1	2	7	17
"	"	2	10	5	32	2	38	4	78
"	"	"	"	1	"	6	3	26	8
"	"	"	"	3	5	4	17	8	146
"	"	1	5	"	"	1	12	2	45
"	"	"	"	"	"	2	4	2	6
"	"	"	"	"	"	1	4	3	5
"	"	"	"	4	7	3	11	0	"
"	"	"	"	10	14	5	11	2	49
"	"	"	"	1	2	2	6	9	20
"	"	"	"	4	4	2	6	10	38
"	"	1	5	7	20	3	11	5	7
"	"	"	"	3	3	"	"	"	"
"	"	1	2	3	15	1	6	3	29
"	"	1	2	2	2	1	3	3	6
"	"	1	6	2	6	4	27	10	80
"	"	"	"	"	"	3	25	80	100

INDUSTRIES

PORTS.	SÉCHERIES de MORUES.		FABRIQUES de CONSERVES de POISSONS.		ATELIERS de SALAISONS ou de famaisons.		FABRIQUES D'ENGRAIS, de colle ou d'huile de poisson.	
	Nombre.	Personnel employé.	Nombre.	Personnel employé.	Nombre.	Personnel employé.	Nombre.	Personnel employé.
Pleurtuit.....	"	"	"	"	"	"	"	"
Le Légué.....	"	"	"	"	"	"	"	"
Paimpol.....	"	"	"	"	"	"	"	"
Tréguier.....	"	"	"	"	"	"	"	"
Port-Blanc.....	"	"	"	"	"	"	"	"
Perros-Guirec.....	"	"	"	"	"	"	"	"
Pleumeur-Bodou.....	"	"	"	"	"	"	"	"
Lannion.....	"	"	4	30	2	15	"	"
Plougasnou.....	"	"	"	"	"	"	"	"
Morlaix.....	"	"	"	"	"	"	"	"
Roscoff.....	"	"	"	"	"	"	"	"
Plounéour-Trez.....	"	"	"	"	"	"	"	"
Plouguerneau.....	"	"	"	"	"	"	"	"
L'Aberwrach.....	"	"	"	"	"	"	"	"
Porspoder.....	"	"	"	"	"	"	"	"
Ouessant.....	"	"	"	"	"	"	"	"
Le Conquet.....	"	"	"	"	"	"	"	"
Brest.....	"	"	"	"	"	"	"	"
Le Faou.....	"	"	2	50	"	"	"	"
Camaret.....	"	"	3	138	"	"	"	"
Crozon.....	"	"	1	44	"	"	"	"
Douarnenez.....	"	"	18	1.850	25	150	1	6
Ile de Sein.....	"	"	"	"	"	"	"	"
Audierne.....	"	"	10	595	9	22	1	1
Penmarch.....	"	"	9	501	"	"	1	3
Guilvinec.....	"	"	5	400	"	"	1	4
Loctudy et Ile Tudy.....	"	"	2	80	"	"	"	"

(a) Fait aussi des réparations.

(b) Il n'existe pas d'usine pour la fabrication de l'iode, mais les pêcheurs ont récolté du varech qu'ils ont transformé en soude;

(c) Usine fermée en décembre, traitait les algues.

CONNEXES. (Suite.)

USINES pour la TRANSFORMATION des herbes marines (soude, iode, etc.).		FABRIQUES DE GLACE.		FABRIQUES ou MAISONS DE VENTE de cordages, voiles, filets, lignes, etc.		CHANTIERS DE CONSTRUCTION OU DE RÉPARATIONS.			
Nombre.	Personnel employé.	Nombre.	Personnel employé.	Nombre.	Personnel employé.	Nombre.	Personnel employé.	Bateaux construits.	
								Nombre.	Tonnage.
"	"	"	"	"	"	3	23	(a) 36	76
"	"	"	"	1	7	"	"	"	"
"	"	"	"	6	15	2	14	43	57
"	"	"	"	1	4	"	"	"	"
(b) "	"	"	"	"	"	1	1	"	"
"	"	"	"	4	10	2	3	6	11
"	"	"	"	"	"	2	2	1	2
"	"	"	"	"	"	"	"	"	"
"	"	"	"	"	"	1	2	(a) 8	12
"	"	"	"	1	1	4	16	24	105
1	28	"	"	"	"	1	9	65	11
"	"	"	"	3	3	1	2	7	10
(c) 1	"	"	"	4	9	2	7	7	21
1	20	"	"	4	8	3	6	3	13
4	35	"	"	3	3	2	4	16	25
60	135	"	"	4	4	"	"	"	"
2	32	"	"	2	4	1	1	(a) "	"
3	46	1	4	5	7	6	70	(a) 15	24
"	"	"	"	4	4	2	7	12	87
"	"	"	"	12	20	10	58	16	571
"	"	"	"	4	8	6	12	10	29
"	"	1	13	25	180	7	80	14	191
"	"	"	"	"	"	1	1	"	"
1	25	"	"	"	"	2	8	12	46
1	9	"	"	11	11	2	3	22	24
"	"	"	"	4	11	3	19	22	215
2	30	"	"	"	"	3	10	9	22

ils ont vendu 39 tonnes de soude à raison de 1.200 francs la tonne (soit 36.800 francs).

INDUSTRIES

PORTS.	SÉCHERIES de MORUES.		FABRIQUES de CONSERVES de poissons.		ATELIERS de SALAISONS ou de fumaisons.		FABRIQUES D'ENGRAIS, de colle ou d'huile de poisson.	
	Nombre.	Personnel employé.	Nombre.	Personnel employé.	Nombre.	Personnel employé.	Nombre.	Personnel employé.
Quimper.....	"	"	5	300	"	"	"	"
Concarneau.....	"	"	27	1.872	"	"	2	25
Doélan.....	"	"	4	144	"	"	"	"
Lorient.....	"	"	8	187	"	"	2	16
Port-Louis.....	"	"	4	140	1	3	"	"
Groix.....	"	"	3	550	"	"	"	"
Etel.....	"	"	4	254	"	"	"	"
Quiberon.....	"	"	11	590	"	"	"	"
La Trinité-sur-Mer.....	"	"	"	"	"	"	"	"
Auray.....	"	"	1	10	"	"	"	"
Belle-Ile.....	"	"	2	112	"	"	"	"
Vannes.....	"	"	"	"	"	"	"	"
Séné.....	"	"	"	"	"	"	"	"
La Turballe.....	"	"	5	234	"	"	"	"
Le Croisic.....	"	"	"	"	"	"	"	"
Saint-Nazaire.....	"	"	1	68	"	"	"	"
Basse-Indre.....	"	"	"	"	"	"	"	"
Nantes.....	"	"	"	"	"	"	"	"
Pornic.....	"	"	"	"	"	"	"	"
Noirmoutier.....	"	"	4	170	"	"	1	2
Beauvoir-sur-Mer.....	"	"	"	"	"	"	"	"
Île-d'Yeu.....	"	"	4	400	"	"	"	"
Saint-Gilles-sur-Vie.....	"	"	5	235	"	"	1	4
Sables-d'Olonne.....	"	"	8	380	"	"	1	5
La Rochelle.....	2	80	4	120	1	10	2	45

(a) Réparations seulement.

CONNEXES. (Suite.)

USINES pour la TRANSFORMATION des herbes marines (soude, iode, etc.).	FABRIQUES DE GLACE.	FABRIQUES ou MAISONS DE VENTE de cordages, voiles, filets, lignes, et.	CHANTIERS DE CONSTRUCTION ou DE RÉPARATIONS.				
			Nombre.	Personnel employé.	Bateaux construits.		
Nombre.	Personnel employé.	Nombre.	Personnel employé.	Nombre.	Tonnage.		
"	"	1	10	3	30	40	327
2	30	"	"	3	55	22	525
"	"	"	"	1	1	5	8
"	"	1	40	2	25	8	200
"	"	"	"	4	12	4	14
"	"	"	"	"	"	"	"
"	"	"	"	2	15	13	205
1	4	"	"	"	"	"	"
"	"	1	4	1	2	28	53
"	"	"	"	4	9	53	222
"	"	2	15	1	(a) 12	"	"
"	"	4	10	2	6	6	30
"	"	1	2	"	"	"	"
"	"	"	"	2	(a) 4	"	"
"	"	1	6	2	8	2	20
"	"	1	4	2	6	10	15
"	"	"	"	1	2	6	15
"	"	2	12	4	10	4	21
"	"	1	3	1	3	2	3
"	"	8	20	3	8	14	22
"	"	2	2	"	"	"	"
"	"	1	2	2	12	15	83
"	"	1	3	1	4	8	70
"	"	1	6	5	80	28	1.518
"	"	3	23	3	106	18	190

PORTS.	SÈCHERIES de MORUES.		FABRIQUES de CONSERVES de poissons.		ATELIERS de SALAISONS ou de fumaisons.		FABRIQUES D'ENGRAIS, de colle ou d'huile de poisson.		USINES pour la TRANSFORMATION des herbes marines (sonde, iode, etc.).		FABRIQUES DE GLACE.		FABRIQUES ou MAISONS DE VENTE de cordages, voiles, filets, lignes, etc.		CHANTIERS DE CONSTRUCTION ou DE RÉPARATIONS.			
	Nombre.	Per- sonnel employé.	Nombre.	Per- sonnel employé.	Nombre.	Per- sonnel employé.	Nombre.	Per- sonnel employé.	Nombre.	Per- sonnel employé.	Nombre.	Per- sonnel employé.	Nombre.	Per- sonnel employé.	Nombre.	Per- sonnel employé.	Bateaux construits. Nombre. Tonnage.	
Saint-Martin-de-Ré	"	"	"	"	"	"	"	"	"	"	"	"	"	2	8	5	82	
La Flotte	"	"	"	"	"	"	"	"	"	"	"	"	"	2	(a) 3	"	"	
Château-d'Oléron	"	"	"	"	"	"	"	"	"	"	1	4	3	5	4	7	42	64
Fouras	"	"	"	"	"	"	"	"	"	"	"	"	1	1	2	(a) 2	"	"
Marennes	"	"	"	"	"	"	"	"	"	"	"	"	2	5	7	22	98	200
La Tremblade	"	"	"	"	"	"	"	"	"	"	"	"	3	7	5	22	135	214
Royan	"	"	"	"	"	"	"	"	"	"	1	2	1	2	1	5	2	3
Blaye	"	"	"	"	"	"	"	"	"	"	1	3	"	"	2	(a) 10	"	"
Bordeaux	40	1.000	"	"	"	"	"	"	"	"	"	"	10	30	6	25	(b) 20	"
Arès	"	"	"	"	"	"	"	"	"	"	"	"	3	10	6	6	45	40
Gujan-Mestras	"	"	3	160	5	35	1	3	"	"	"	"	1	8	8	42	106	331
Arcachon	"	"	3	188	"	"	"	"	"	"	3	25	5	80	5	17	47	137
Sames	"	"	"	"	"	"	"	"	"	"	"	"	2	4	8	8	11	40
Bayonne	"	"	"	"	"	"	"	"	"	"	3	20	5	15	3	25	27	75
Saint-Jean-de-Luz	"	"	5	145	11	130	2	18	"	"	1	12	3	3	2	20	14	80
Banyuls	"	"	"	"	"	"	"	"	"	"	"	"	"	2	3	1	2	"
Collioure	"	"	"	"	43	350	"	"	"	"	"	"	"	2	3	2	1	"
Saint-Laurent-de-la-Salanque	"	"	"	"	2	8	"	"	"	"	"	"	"	1	2	9	15	"
Gruissan	"	"	"	"	"	"	"	"	"	"	"	"	"	2	4	35	21	"
La Nouvelle	"	"	1	30	"	"	"	"	"	"	1	3	"	"	1	3	12	15
Agde	"	"	"	"	"	"	"	"	"	"	1	4	"	"	3	(a) 7	"	"
Méze	"	"	"	"	"	"	"	"	"	"	"	"	1	3	"	"	"	"
Sète	"	"	1	15	"	"	"	"	"	"	2	16	6	10	6	24	21	27
Palavas	"	"	"	"	"	"	"	"	"	"	"	"	"	3	5	78	70	"
Grau-du-Roi	"	"	"	"	"	"	"	"	"	"	1	2	2	4	2	(a) 3	"	"
Port-S'-Louis-du-Rhône	"	"	"	"	"	"	"	"	"	"	1	1	"	"	1	1	2	1
Port-de-Bouc	1	40	"	"	"	"	"	"	"	"	1	2	"	"	1	898	5	7.364
Martigues	"	"	1	30	2	10	"	"	"	"	1	1	"	"	4	30	21	32
Marseille	"	"	"	"	"	"	"	"	"	"	4	14	"	"	9	24	82	181

(a) Réparations seulement.

(b) Ces chantiers n'ont construit que des yachts

INDUSTRIES

PORTS	SÉCHERIES de MORUES.		FABRIQUES de CONSERVES de poissons.		ATELIERS de SALAISONS ou de fumaisons.		FABRIQUES D'ENGRAIS, de colle ou d'huile de poisson.	
	Nombre.	Per- sonnel employé.	Nombre.	Per- sonnel employé.	Nombre.	Per- sonnel employé.	Nombre.	Per- sonnel employé.
Cassis	"	"	"	"	"	"	"	"
La Seyne	"	"	"	"	"	"	"	"
Toulon	"	"	"	"	"	"	"	"
Vieux-Salins d'Hyères	"	"	"	"	"	"	"	"
Saint-Tropez	"	"	"	"	"	"	"	"
Cannes	"	"	"	"	"	"	"	"
Antibes	"	"	"	"	"	"	"	"
Golfe Juan	"	"	"	"	"	"	"	"
Cagnes	"	"	"	"	1	7	"	"
Nice	"	"	"	"	"	"	"	"
Menton	"	"	"	"	"	"	"	"
Bastia	"	"	"	"	"	"	"	"
Ajaccio	"	"	"	"	"	"	"	"
La Calle	"	"	1	6	4	20	"	"
Bône	"	"	"	"	2	4	"	"
Philippeville	"	"	4	235	3	50	"	"
Collo	"	"	"	"	4	10	"	"
Djidjelli	"	"	"	"	1	2	"	"
Bougie	"	"	"	"	2	10	"	"
Alger	"	"	"	"	8	60	"	"
Castiglione	"	"	7	335	8	40	"	"
Cherchell	"	"	"	"	1	3	"	"
Ténès	"	"	1	10	2	6	"	"
Oran	"	"	5	185	12	40	"	"
Nemours	"	"	2	30	21	1.200	"	"
Mostaganem	"	"	"	"	"	"	"	"
Arzew	"	"	"	"	"	"	"	"
TOTAUX	52	1.477	200	11.228	329	5.963	18	166

CONNEXES. (Suite et fin.)

USINES pour la TRANSFORMATION des herbes marines (soudé, iode, etc.)		FABRIQUES DE GLACE.		FABRIQUES ou MAISONS DE VENTE de cordages, voiles, filets, lignes, etc.		CHANTIERS DE CONSTRUCTION OU DE RÉPARATIONS.			
Nombre.	Per- sonnel employé.	Nombre.	Per- sonnel employé.	Nombre.	Per- sonnel employé.	Nombre.	Per- sonnel employé.	Bateaux construits.	
								Nombre.	Tonnage.
"	"	1	1	"	"	"	"	"	"
"	"	"	"	"	"	4	63	9	32
"	"	"	"	3	6	2	5	3	14
"	"	2	22	"	"	"	"	"	"
"	"	"	"	"	"	3	15	22	64
"	"	1	3	"	"	3	42	7	43
"	"	"	"	1	2	3	4	9	17
"	"	"	"	2	2	2	6	5	13
"	"	"	"	2	2	5	7	36	78
"	"	2	22	1	2	1	(a) 3	"	"
"	"	"	"	"	"	1	1	4	7
"	"	2	10	1	2	2	3	15	16
"	"	"	"	"	"	2	4	9	17
"	"	1	3	"	"	"	"	"	"
"	"	3	11	6	14	5	12	24	24
"	"	2	10	"	"	4	10	31	47
"	"	"	"	2	2	1	(a) 1	"	"
"	"	1	2	1	2	2	2	9	8
"	"	2	4	"	"	1	6	11	11
"	"	2	12	2	6	3	15	16	19
"	"	"	"	"	"	3	18	22	32
"	"	1	4	"	"	"	"	"	"
"	"	1	2	"	"	1	2	11	12
"	"	5	50	2	10	13	50	96	830
"	"	1	3	"	"	1	4	5	5
"	"	"	"	"	"	5	25	33	69
"	"	"	"	"	"	3	12	21	62
79	394	86	618	360	1.637	356	3.295	2.140	17.808

(a) Réparations seulement.

TABLE DES MATIÈRES.

	Pages.
I. RENSEIGNEMENTS GÉNÉRAUX :	
Rapport au Ministre de la Marine marchande.....	5
Tableaux annexes.....	9
Graphique de la pêche à la morue.....	11
— de la pêche du hareng.....	13
— de la pêche de la sardine.....	15
— de l'ostréiculture.....	17
— de la pêche du maquereau.....	19
— de la pêche du thon.....	21
— de la pêche du homard et de la langouste.....	23
— de la pêche du poisson frais.....	25
Tableaux comparatifs des résultats de la pêche (pêche en bateau et pêche à pied) et de l'ostréiculture (huîtres portugaises et indigènes) pour les années 1927 à 1932.....	27 et 30
II. ARMEMENT :	
1° Nombre de bateaux armés en pêche. — Renseignements sur le tonnage des bateaux.....	31
2° Nombre de bateaux ayant pris part aux différentes sortes de pêches avec désignation des engins. — Quantités de marée fraîche débarquée dans chaque syndicat et valeur correspondante. — Valeur totale des produits débarqués.....	55
III. PERSONNEL :	
Renseignements sur le personnel pratiquant la <i>pêche en bateau</i> (importance numérique, qualités, âges, industries exercées accessoirement).....	73
Renseignements sur le personnel pratiquant la <i>pêche à pied</i>	145
IV. PRODUCTION :	
1° Production de grande pêche :	
Terre-Neuve, Groenland et Islande (Rendement par ports d'armement des bateaux pêcheurs et ports de débarquement des produits de la pêche).....	98
2° Production générale de la pêche en bateau :	
Grande pêche, pêche au large, pêche côtière, pêche dans les étangs alés et la partie maritime des fleuves et rivières.....	109

3° Production générale de la pêche à pied et indication du nombre des pêcheurs y prenant part.....	145
4° Ostréiculture, mytiliculture et autres coquillages, réservoirs à poissons et à crustacés.	
a) Ostréiculture :	
1. Huitres indigènes.....	149
2. Huitres portugaises.....	155
b) Mytiliculture et autres coquillages.....	159
c) Réservoirs à poissons et à crustacés.....	163
V. INDUSTRIES CONNEXES.....	167