

The ocean carbon sink – impacts, vulnerabilities, and challenges

C. Heinze et al.

This discussion paper is/has been under review for the journal Earth System Dynamics (ESD). Please refer to the corresponding final paper in ESD if available.

The ocean carbon sink – impacts, vulnerabilities, and challenges

C. Heinze^{1,2}, S. Meyer¹, N. Goris¹, L. Anderson³, R. Steinfeldt⁴, N. Chang⁵,
C. Le Quéré⁶, and D. C. E. Bakker⁷

¹Geophysical Institute, University of Bergen and Bjerknes Centre for Climate Research, Bergen, Norway

²Uni Research Climate, Bergen, Norway

³Department of Chemistry and Molecular Biology, University of Gothenburg, Gothenburg, Sweden

⁴Department of Oceanography, University of Bremen, Bremen, Germany

⁵Southern Ocean Carbon and Climate Observatory, Natural Resources and the Environment, CSIR, Stellenbosch, South Africa

⁶Tyndall Centre for Climate Change Research, University of East Anglia, Norwich Research Park, Norwich, UK

⁷Centre for Ocean and Atmosphere Sciences, School of Environmental Sciences, University of East Anglia, Norwich Research Park, Norwich, UK

Title Page

Abstract

Introduction

Conclusions

References

Tables

Figures



Back

Close

Full Screen / Esc

Printer-friendly Version

Interactive Discussion



Received: 17 November 2014 – Accepted: 19 November 2014 – Published: 5 December 2014

Correspondence to: C. Heinze (christoph.heinze@gfi.uib.no)

Published by Copernicus Publications on behalf of the European Geosciences Union.

ESDD

5, 1607–1672, 2014

The ocean carbon sink – impacts, vulnerabilities, and challenges

C. Heinze et al.

Title Page

Abstract

Introduction

Conclusions

References

Tables

Figures



Back

Close

Full Screen / Esc

Printer-friendly Version

Interactive Discussion



Abstract

Carbon dioxide (CO₂) is, next to water vapour, considered to be the most important natural greenhouse gas on Earth. Rapidly rising atmospheric CO₂ concentrations caused by human actions such as fossil-fuel burning, land-use change or cement production over the past 250 years have given cause for concern that changes in Earth's climate system may progress at a much faster pace and larger extent than during the past 20 000 years. Investigating global carbon cycle pathways and finding suitable mitigation strategies has, therefore, become of major concern in many research fields. The oceans have a key role in regulating atmospheric CO₂ concentrations and currently take up about 25 % of annual anthropogenic carbon emissions to the atmosphere. Questions that yet need to be answered are what the carbon uptake kinetics of the oceans will be in the future and how the increase in oceanic carbon load will affect its ecosystems and their services. This requires comprehensive investigations, including high-quality ocean carbon measurements on different spatial and temporal scales, the management of data in sophisticated data bases, the application of state-of-the-art Earth system models to provide future projections for given emission scenarios as well as a global synthesis and outreach to policy makers. In this paper, the current understanding of the ocean as an important carbon sink is reviewed with respect to these topics. Emphasis is placed on the complex interplay of different physical, chemical, and biological processes that yield both positive and negative air–sea flux values for natural and anthropogenic CO₂ as well as on increased CO₂ (uptake) as the regulating force of the radiative warming of the atmosphere and the gradual acidification of the oceans. Major future ocean carbon challenges in the fields of ocean observations, modelling, and process research as well as the relevance of other biogeochemical cycles and greenhouse gases are discussed.

The ocean carbon sink – impacts, vulnerabilities, and challenges

C. Heinze et al.

Title Page

Abstract

Introduction

Conclusions

References

Tables

Figures



Back

Close

Full Screen / Esc

Printer-friendly Version

Interactive Discussion



1 Historic background

In the atmosphere, carbon dioxide (CO₂) occurs only in a very small fraction (currently around 400 ppm; ppm = parts per million of volume), but yet it is considered to be the most important natural greenhouse gas next to water vapour. Its importance in regulating the global heat budget has already been known since the late 19th century (Arrhenius, 1896). After the discovery of the CO₂ molecule's structure, scientists were able to depict the greenhouse effect: vibrational motions of the gas molecules resonate with the thermal radiation leaving Earth's surface at discrete wavelength intervals, thereby heating up the lower atmosphere (e.g. Barrett, 2005; Tomizuka, 2010). The outgoing thermal radiation is long-wave electromagnetic radiation as opposed to the short-wave incoming solar radiation. Without this process, i.e. the natural greenhouse effect, an average temperature of -19°C would dominate Earth's surface instead of the actual average value of around 15°C (Ramanathan et al., 1987).

The pre-industrial level of atmospheric CO₂ expressed as a volume mixing ratio had been around 280 ppm with minor fluctuations around this level (Siegenthaler et al., 2005) due to the natural variability of carbon reservoirs on land and in the ocean as well as volcanic activities and a small remaining trend going back to the last deglaciation (Menviel and Joos, 2012). The onset of the industrialisation and the Anthropocene as the era of fundamental human impact on the Earth system (Crutzen, 2002) can be dated around 1776 when the improved design of the steam engine by James Watt enabled its operational use. The 300 ppm boundary was crossed in 1912 (Etheridge et al., 2001). At the beginning of the instrumental record of atmospheric CO₂ in 1958, its concentration was around 315 ppm (Keeling et al., 2001). Ten years ago (2003), we had arrived at 375 ppm. And now, we are crossing the 400 ppm level (400.01 ppm as of 25 May 2013; Fig. 1; Keeling et al., 2013). The largest contributor to this human-induced CO₂ release is firstly the burning of fossil fuel reserves, which normally would have been isolated from the atmosphere (Boden et al., 2011). Secondly, land-use change is a significant contributor followed by cement production (Houghton, 1999; Boden et al.,

ESDD

5, 1607–1672, 2014

The ocean carbon sink – impacts, vulnerabilities, and challenges

C. Heinze et al.

Title Page

Abstract

Introduction

Conclusions

References

Tables

Figures



Back

Close

Full Screen / Esc

Printer-friendly Version

Interactive Discussion



The ocean carbon sink – impacts, vulnerabilities, and challenges

C. Heinze et al.

Title Page

Abstract

Introduction

Conclusions

References

Tables

Figures

◀

▶

◀

▶

Back

Close

Full Screen / Esc

Printer-friendly Version

Interactive Discussion



2011). The warming effect due to the combustion of fossil fuel by human beings was first suggested and analysed by Callendar (1938). Since then, scientists have made attempts to quantify the fate of fossil fuels in conjunction with the natural carbon cycle. Bolin and Eriksson (1959) came up with a first estimate of the ultimate uptake capacity of the ocean for fossil fuel CO₂ from the atmosphere: about 11/12 of CO₂ emissions would ultimately accumulate in the ocean water column after repeated oceanic mixing cycles and interaction with the calcareous sediment, a process requiring several 10 000 years (see also Archer, 2005).

When it comes to the importance of human-produced greenhouse gases for changing the atmospheric heat budget and, hence, the climate system, CO₂ is by far the most important one. Other radiatively active trace gases like methane (CH₄), halocarbons, and nitrous oxide (N₂O) have a higher greenhouse potential per molecule than CO₂, but are less abundant in the atmosphere than CO₂, so that CO₂ is the most important anthropogenic driving agent of climate change (Myhre et al., 2013). The focus of this review is, thus, on CO₂ and the oceanic (“carbon”) sink. Future CO₂ emission scenarios to drive climate models have been produced on empirical evidence concerning human behaviour and economics. In view of the on-going high energy use in wealthy nations and the accelerating energy production in emerging economies (especially China and India; see Raupach et al., 2007), current and recent annual CO₂ emission rates are at the levels of the most pessimistic emission scenario as produced a few years ago for the climate projections of the 5th assessment report of the IPCC (RCP scenarios; van Vuuren et al., 2011a, b; Peters et al., 2013). Considering the key role of the oceans in the global carbon budget it is therefore fundamental to broaden our knowledge on their past, present, and future quantitative impact in regulating atmospheric CO₂ concentrations.

(Fig. 2, formulas 1 and 2). The more CO₂ gets absorbed by the ocean the lower the amount of CO₃²⁻ becomes. In parallel, the concentration of hydrogen ions increases, causing a decrease in open ocean pH that is referred to as ocean acidification. Projections of future ocean pH suggest a potential total reduction by 0.4–0.5 units by the end of the 21st century as compared to pre-industrial levels, resulting in a pH of 7.7–7.8 (Haugan and Drange, 1996; Brewer, 1997; Caldeira and Wickett, 2003; Bopp et al., 2013). Furthermore, a shifting ratio of HCO₃⁻ : CO₃²⁻ : CO₂ results in a decrease in CO₂ buffering: the larger the concentration of DIC in the ocean becomes, conversely the smaller the fraction of increased carbon added to the atmosphere that can be taken up by the ocean will be. Or in other words, the higher the cumulative CO₂ emissions to the atmosphere become, the less effective seawater will be in dissociating a part of this CO₂ into HCO₃⁻ and CO₃²⁻.

DIC is distributed in the oceans as passive tracer (like dye) by currents and turbulent mixing. In a simplistic model, transportation of carbon in the oceans mainly follows the large scale ocean circulation: in the northern North Atlantic, surface waters are moved to the deep sea in a process of deep-water formation. The solubility of CO₂ gas in seawater increases with decreasing temperature. As newly formed deep water is cold, the downward transport of the carbon fraction dissolved in seawater due to high CO₂ solubility is also called solubility pump. However, the dissociation of CO₂ into bicarbonate and carbonate ions is antagonistic to the solubility and decreases with decreasing temperature and compensates to a certain degree for this. In a theoretical ocean with only the solubility pump acting the overall surface to deep gradient of DIC would be slightly positive downwards. On its way through the ocean part of the deep water then upwells in the Southern Ocean around Antarctica, where it is blended with water masses from all oceans before it is re-cooled again to form deep and intermediate waters that spread into the Atlantic, Pacific, and Indian Ocean. The circle is closed through the transport of upper water masses from the upwelling regions back to the deep-water production areas in the North Atlantic and the Southern Ocean (Broecker and Peng, 1982), which occurs via the Indian Ocean (“warm water path”) or via the Drake Passage (“cold wa-

ESDD

5, 1607–1672, 2014

The ocean carbon sink – impacts, vulnerabilities, and challenges

C. Heinze et al.

Title Page

Abstract

Introduction

Conclusions

References

Tables

Figures



Back

Close

Full Screen / Esc

Printer-friendly Version

Interactive Discussion



ter path” between South America and Antarctica; Rintoul, 1991). The water that has spent the longest time away from contact with the atmosphere is found in the northern Pacific Ocean below depths of about 2000 m and is approximately 1500 years old. Comparably, the human perturbation of the carbon cycle has occurred only over the last 250 years, and diluting high anthropogenic carbon loads from the upper ocean with large deep-water reservoirs by mixing processes will take at least 6 times as long. Also, the slower oceanic circulation and mixing become with on-going climate change, the smaller the uptake rate of surface waters for human-produced carbon will be and the less efficient the ocean carbon sink will become for absorbing further CO₂ additions to the atmosphere as carbonic acid dissociates less well into bicarbonate and carbonate in water of high $p\text{CO}_2$.

2.2 Biological carbon pumps

While purely inorganic carbon cycling leads to a slight increase of DIC with depth, biological carbon cycling is responsible for most of the gradients existing in the real ocean DIC distribution. These gradients are mainly fuelled by uptake of DIC by biota in the surface ocean to produce particulate matter, the vertical flux of these particles, and degradation of these particles on their downward way through the water column. Biological carbon binding occurs mainly in the ocean surface layer, where phytoplankton through the process of photosynthesis produces biomass that can be utilized by other organisms on higher trophic levels (classical food chain). Next to dissolved CO₂, phytoplankton requires light and nutrients for their growth, the latter two being critical limiting factors. About 25 % of the particulate organic carbon (POC), which is produced in the ocean surface layer, eventually sinks through the water column (Schlitzer, 2000) with most of it being remineralised and returned to the dissolved phase already within the upper 1500 m. Normally, less than 1 % of POC reaches the open-ocean seafloor by sedimentation (Lee et al., 2004). In addition to POC, marine biota also produce dissolved organic carbon (DOC), which is discriminated from POC based on particle size (Turnewitsch et al., 2007). As increasingly small particles do not sink anymore through

The ocean carbon sink – impacts, vulnerabilities, and challenges

C. Heinze et al.

Title Page

Abstract

Introduction

Conclusions

References

Tables

Figures



Back

Close

Full Screen / Esc

Printer-friendly Version

Interactive Discussion



5 compounds increases slightly at lower temperature and strongly with increasing depth (pressure) (Mucci, 1983; Zeebe and Wolf-Gladrow, 2001). Shell material sinking together with POC through the water column is usually degraded at larger depths than the organic material. The composition of the sinking material determines also its sinking velocity. Phytoplankton (plant plankton) and zooplankton (animal plankton) grazing on plant plankton or eating other zooplankton can modify the vertical particle flux by producing a variety of carbonaceous or siliceous shell material.

10 Shallow seas including the continental margins are marked with high accumulation rates of organic carbon (Jahnke, 1996). In contrast, deep-sea sediments are mainly composed of the hard parts of calcareous and siliceous shell material (Leinen et al., 1986; Archer, 1996). In regions of vivid upward motion of water, such as at the Equator, in front of west coasts, in the Southern Ocean, and during vertical mixing in the North Atlantic, the biological pump can be substantial as new nutrients are supplied from below. This happens especially during plankton blooms, when light availability and stable surface water stratification enables temporarily strong photosynthesis leading first to strong production of phytoplankton and subsequent increase in zooplankton which grazes on the phytoplankton. Particle transport via the biological carbon pump, remineralisation, and ocean circulation are superimposed and are responsible for most of the gradients of dissolved carbon and nutrients in the water column: (1) regarding the vertical gradient, low concentrations result at the surface due to biological uptake, while values increase with depth due to remineralisation. (2) In deeper layers, concentrations increase horizontally with age of the water along the trajectory of water flow when the respective water volume receives more and more remineralised products from the particles under degradation. The loop for the cycling of biological carbon through the ocean is closed, when the deeper waters well up and eventually return back to the surface mixed layer. These old deep waters are highly enriched in remineralised biogenic carbon, which then outgasses into the atmosphere. Thus, the upwelling regions are sources of carbon to the atmosphere both regarding the biological and the solubility pumps. This source effect dominates over the strong biological carbon up-

The ocean carbon sink – impacts, vulnerabilities, and challenges

C. Heinze et al.

Title Page

Abstract

Introduction

Conclusions

References

Tables

Figures



Back

Close

Full Screen / Esc

Printer-friendly Version

Interactive Discussion



take in upwelling regions, indicating that they are typically oversaturated in carbon and release CO₂ to the atmosphere (Fig. 3).

Production of CaCO₃ shell material and its dissolution work in opposite direction for the dissolved CO₂ in the ocean. Taking out or releasing CO₃²⁻ changes the ability of seawater to dissociate carbonic acid significantly. Stopping the global biological CaCO₃ production would lower the atmospheric CO₂ concentration by about 75 ppm (Broecker and Peng, 1986). This number, though, depends on the size of the global CaCO₃ production, which is not yet very well established. The global production rate depends also on the availability of silicic acid: when enough dissolved silicate is available, organisms that produce siliceous shell material (“opal”, BSi) dominate due to energetic reasons. Therefore, many BSi-producers are found in upwelling areas, while CaCO₃ producers are more abundant in other oceanic domains (Dymond and Lyle, 1985). The sedimentary climate record shows that modifications of biological carbon cycling have significantly contributed to the glacial drawdown of atmospheric CO₂ during the repeated ice age cycles over the past million years (Balsam, 1983; Farrell and Prell, 1989; Oliver et al., 2010).

The organically bound and living biomass carbon reservoirs in the ocean are significantly smaller than the inorganic reservoir (approximate ratio of 1 : 50; Druffel et al., 1992; Ciais et al., 2013). The biological carbon pump does not sequester anthropogenic carbon added to the ocean itself on decadal to centennial time scales (as the process for new crude oil works on geologic time scales). However, alterations of the biological pump caused by changes in ocean circulation and rising carbon concentrations in the surface layer could modulate the biological uptake of human-produced CO₂ to some degree. Nevertheless, continuous growth of plankton at the ocean surface keeps the ocean surface layer CO₂ concentration on the average lower than it would be without them. In a world with a lifeless ocean, the atmospheric CO₂ concentration would have been about twice as high as the pre-industrial one. A sudden hypothetical stop of marine life would increase the atmospheric CO₂ concentration by 200–300 ppm. The main three-dimensional distribution of DIC, oxygen (O₂), and nutrients in

The ocean carbon sink – impacts, vulnerabilities, and challenges

C. Heinze et al.

Title Page

Abstract

Introduction

Conclusions

References

Tables

Figures



Back

Close

Full Screen / Esc

Printer-friendly Version

Interactive Discussion



The ocean carbon sink – impacts, vulnerabilities, and challenges

C. Heinze et al.

Title Page

Abstract

Introduction

Conclusions

References

Tables

Figures

◀

▶

◀

▶

Back

Close

Full Screen / Esc

Printer-friendly Version

Interactive Discussion



the ocean is determined by the action of biota and their degradation together with the three-dimensional ocean circulation. In order to show that biogeochemical models for CO₂ uptake work correctly, these must also reproduce the organic carbon cycle as well as the distribution of oxygen and nutrients. With only the abiotic carbon cycle included, the modelled DIC distribution would look very different from the real one and model evaluation would not yield meaningful results (Maier-Reimer and Hasselmann, 1987). Nevertheless, abiotic inorganic ocean carbon cycle models can be used for zero order estimates of oceanic uptake of anthropogenic carbon, even though these models have the big disadvantage that their DIC distribution in the water column cannot be compared with DIC measurements from the real ocean which also contain the signature of the biological cycling.

3 Variability, time evolution, and kinetics of the ocean carbon sink

The cycling of carbon in the oceans is a complex interplay of different physical, chemical and biological processes, yielding both positive and negative air–sea flux values for natural and anthropogenic CO₂ depending on the oceanic region and the seasonal cycle. Due to the rapid increase of atmospheric CO₂ concentrations in the past 250 years and the resulting implications for the global heat budget, it is of great importance to understand the driving forces of carbon sequestration in the oceans as well as their variability, i.e. to understand the role of the oceans as a sink for anthropogenic CO₂.

3.1 Variability of the oceanic carbon sink

The classical view about the marine uptake of anthropogenic CO₂ from the atmosphere is that the ocean sink averaged over the entire globe is operating continuously and reliably and is less variable than the exchange between the atmosphere and the land biosphere including soil and plants (though the classical view also includes that the ocean atmosphere transport of CO₂ co-varies with short-term climate variability). This

The ocean carbon sink – impacts, vulnerabilities, and challenges

C. Heinze et al.

Title Page

Abstract

Introduction

Conclusions

References

Tables

Figures



Back

Close

Full Screen / Esc

Printer-friendly Version

Interactive Discussion



view was supported by the basic inorganic carbon buffering mechanism and by the fact that the equilibration timescale between the ocean surface layer and the atmosphere is approximately 6–12 months. The variability of air–sea CO_2 gas exchange is dampened, because not only the CO_2 molecules are taking part in the equilibration process, but the entire surface layer volume needs to achieve chemical equilibria for the compounds HCO_3^- , CO_3^{2-} , and dissolved CO_2 . Therefore, seasonal variations in DIC due to biological production and remineralisation occur quicker than for respective air–sea gas exchange fluxes to compensate for them. Thus, also, the seasonal cycle in the instrumental atmospheric CO_2 record is dominated by the seasonal variation of the land biosphere, especially for the Northern Hemisphere (Keeling et al., 2001). However, with significantly improved observing systems in the past two decades, it has become obvious that on a regional scale air–sea carbon fluxes may considerably differ between years (Le Quéré et al., 2007; Schuster and Watson, 2007). There are indications that these regional and temporal variations have been smoothed out on decadal time scales over the past 20 years (McKinley et al., 2011), but nevertheless observations and models suggest that the ocean sink is vulnerable to a decrease in efficiency during further climate change and further rising ambient CO_2 levels (Friedlingstein et al., 2006; Le Quéré et al., 2007; Watson et al., 2009; Arora et al., 2013).

3.2 Time evolution and kinetics of the oceanic carbon sink

In general, one has to discriminate between the ultimate uptake capacity of the ocean for anthropogenic CO_2 from the atmosphere and the marine uptake kinetics for this CO_2 . Both are societally relevant and need to be taken into account for emission reduction strategies and development of improved renewable energy systems.

The ultimate uptake capacity denotes the amount of anthropogenic carbon emitted to the atmosphere that in total eventually ends up in the ocean, long after the human-caused greenhouse gas emission perturbation has happened and when the ocean carbon cycle has achieved quasi-equilibrium. This time scale is of the order of several 10 000 years, because the ocean water column has to fully equilibrate with the

The ocean carbon sink – impacts, vulnerabilities, and challenges

C. Heinze et al.

Title Page

Abstract

Introduction

Conclusions

References

Tables

Figures



Back

Close

Full Screen / Esc

Printer-friendly Version

Interactive Discussion



CaCO₃ sediment on the seafloor, where a considerable portion of the CaCO₃ will become dissolved after repeated cycling of deep water (Broecker and Takahashi, 1977; Archer, 2005). In addition, high atmospheric CO₂ levels enhance the weathering rate of carbonates on land. This process also works effectively only on long time scales with potentially quicker changing hot spots (Archer, 2005; Beaulieu et al., 2012). The ultimate storage capacity of the ocean critically depends on the total amount of carbon emitted. Burning of 5000 GtC of potentially available fossil fuel reserves would lead to a higher long-term CO₂ level in the atmosphere and a reduced fractional ocean uptake capacity in comparison to, e.g. burning only 1000 GtC (Archer, 2005). The impact on societies and life even after 100 000 years depends, thus, on our behaviour concerning usage of fossil fuel reserves today. This fact as well has to be taken into account for greenhouse gas emission reduction strategies.

The oceanic CO₂ uptake kinetics denote the speed with which human-produced CO₂ emissions to the atmosphere can be buffered by the oceans. Due to the limiting effect of gas exchange, CO₂ dissociation, turbulent mixing and ocean large-scale circulation, only a certain percentage of the excess CO₂ in the atmosphere can be taken up at a given unit of time by the ocean (Maier-Reimer and Hasselmann, 1987; Joos et al., 2013). Regionally, this also depends on the seasonal variations in circulation, biological productivity, as well as light, temperature, sea-ice cover, wind speed, and precipitation. It is expected that climate change will lead to a more stable density stratification in the ocean and a general slowing down of large-scale mixing and circulation (Meehl et al., 2007). The consequence will be a reduced uptake of anthropogenic carbon from the atmosphere at the ocean surface and also a lower downward mixing of anthropogenic CO₂ into deeper waters. In addition, high CO₂ in the atmosphere implies high CO₂ in surface waters and a reduction in the ocean's capability to dissociate the CO₂ into the other compounds of DIC, i.e. a decreasing buffering ability with rising ambient CO₂ levels. We have, thus, a physical and a chemical driving force acting on the carbon balance simultaneously and slowing down the transfer of anthropogenic carbon from the atmosphere into the ocean. In a situation with reduced ocean ventilation, also the

The ocean carbon sink – impacts, vulnerabilities, and challenges

C. Heinze et al.

Title Page

Abstract

Introduction

Conclusions

References

Tables

Figures



Back

Close

Full Screen / Esc

Printer-friendly Version

Interactive Discussion



biological pump will be affected and should be considered in the assessment on how the ocean carbon cycle is impacted. The oceanic CO₂ uptake kinetics depend on the rate of CO₂ emissions to the atmosphere: the faster the emissions are increasing, the stronger is the climatic effect on slowing down the uptake and the stronger the chemical effect on decreasing the CO₂ buffering. These effects are caused by water with high anthropogenic carbon load that cannot be mixed into the interior of the ocean with the original efficiency and because the buffering ability of seawater decreases with increasing CO₂ partial pressure in the water. The oceanic bottleneck effect is obvious in several decade-long future scenarios with ocean models (Maier-Reimer and Hasselmann, 1987; Sarmiento and Le Quéré, 1996), and fully coupled Earth system models (Friedlingstein et al., 2006; Roy et al., 2011; Arora et al., 2013). The latter are complex computer programmes, which include dynamical representations of the various Earth system reservoirs (atmosphere, ocean, land surface, ice) and the simultaneous interaction between these reservoirs (Bretherton, 1985; Mitchell et al., 2012). Earth system models are driven by solar insolation and greenhouse gas emissions and deliver expected time- and space-dependent distributions of important climatic variables. These variables can be of physical nature, such as temperature, precipitation, salinity, wind fields, ocean currents, sea-ice cover, or of biogeochemical nature, such as CO₂ concentration in ocean and atmosphere, pH value in the ocean, nutrient and oxygen concentrations, soil organic carbon, or biological productivity. The temporary build-up of high CO₂ concentrations in the atmosphere increases directly with the human-produced CO₂ emissions. At pessimistic scenarios with high annual emissions, the annual fraction of emissions buffered by the oceans is reduced, while pathways with reduced emissions enable a more efficient oceanic uptake rate. Inclusion of carbon dynamics in ocean and land models increases the sensitivity of climate models with respect to radiative warming. This means that models with carbon cycle representations and respective carbon-cycle-climate-feedbacks lead to an overall stronger warming than with conventional climate models that do not include an interactive car-

DYFAMED, Station M, IS-ts and further; see <http://www.oceansites.org/> and Olafsson et al., 2009). These time series stations have often been established in areas of fairly low short-term variability in order to allow a reliable establishment of long-term trends in the observations.

5 Though the observational basis for assessing changes in the oceanic carbon cycle is limited, a number of major findings have been achieved. Sabine et al. (2004) compiled a global map of the ocean water column storage of anthropogenic carbon for the year 1994. In this map, the North Atlantic and the Southern Ocean with adjacent regions are recognized as hot spot areas for anthropogenic carbon storage. By
10 combining observations with statistical and process-based model approaches, it could be shown that in these regions the annual uptake of CO₂ from the atmosphere has temporarily decreased, though the total inventory of the anthropogenic water column burden has monotonously increased. Both the North Atlantic and the Southern Ocean are deep-water production areas that would be very vulnerable regions with respect
15 to climate-change induced slowing of oceanic carbon uptake. For the North Atlantic, a 50 % change of the oceanic CO₂ sink could be deduced from the VOS line measurement network during the years 2002–2007 (Watson et al., 2009). Also other studies support the temporary decrease of North Atlantic CO₂ uptake during several years of the past decade (Corbière et al., 2007; Schuster et al., 2009). These variations are
20 at least partially attributed to oceanic variability in the North Atlantic associated with a surface pressure pattern change known as North Atlantic Oscillation (Thomas et al., 2008; Tjiputra et al., 2012), which makes identification of long-term trends in oceanic carbon uptake more difficult. With the help of deep repeat hydrography measurements, Pérez et al. (2013) could show that variations in North Atlantic CO₂ uptake are coupled
25 to changes in meridional overturning large-scale circulation (linked to varying deep-water production rates). For the Southern Ocean, the observational ocean carbon data base is comparatively small, mostly due to the lack of regular shipping routes except for supply ships to Antarctic weather and research stations. Nevertheless, it could be shown, that the oceanic CO₂ uptake from the atmosphere did not keep up with the ris-

ESDD

5, 1607–1672, 2014

The ocean carbon sink – impacts, vulnerabilities, and challenges

C. Heinze et al.

Title Page

Abstract

Introduction

Conclusions

References

Tables

Figures



Back

Close

Full Screen / Esc

Printer-friendly Version

Interactive Discussion



ing of marine ecosystems are not yet fully understood. Understanding the role of the oceanic carbon sink in controlling Earth's heat budget and influencing marine life is of great importance to project future effects of climate change. Scenarios with Earth system models (advanced climate models, for a more detailed explanation see Sect. 3.2) reveal that the ocean sink may become less efficient in the future as higher cumulative CO₂ emissions counteract the general tendency for oceanic CO₂ uptake. It, thus, remains to be explored what the ocean's ultimate uptake capacity for atmospheric CO₂ is, when it may be reached, and how until then the ocean may regulate the environmental effects of anthropogenic CO₂.

4.1 Impact of the ocean carbon uptake on Earth's heat budget

The net carbon uptake rates of land and ocean determine the future time evolution of radiative forcing of the atmosphere and, hence, climate change for a given emission scenario (for a detailed definition of radiative forcing see Myhre et al., 2013). Joos et al. (2013) used different Earth system models to compute an average integrated global warming potential for a pulse emission of 100 Gt-C (Gt = Gigatonnes) into the atmosphere. In the study it is also stressed that quantifying the global warming effect for certain retentions of CO₂ emissions to the atmosphere depends critically on the time horizon considered. For the 100 Gt-C pulse to the atmosphere, e.g. 25 ± 9 % of the pulse emission would remain in the atmosphere after 1000 years, during which the ocean and land would have absorbed 59 ± 12 % and 16 ± 4 %, respectively. This emphasizes the long time horizon for the anthropogenic perturbation, which has to be taken into account even for a world with strongly reduced CO₂ emissions (Plattner et al., 2008). For higher total emission pulses, the overall retention in the atmosphere would be higher and likewise the global warming potential per kg CO₂ brought into the atmosphere (Maier-Reimer and Hasselmann, 1987; Archer, 2005) due to the weakening buffering capacity of the ocean at high ambient CO₂ partial pressure.

In recent years, a limit to future global warming of 2 °C above the average preindustrial surface temperature has been set as a, less ideal, but potentially achievable

The ocean carbon sink – impacts, vulnerabilities, and challenges

C. Heinze et al.

Title Page

Abstract

Introduction

Conclusions

References

Tables

Figures



Back

Close

Full Screen / Esc

Printer-friendly Version

Interactive Discussion



The ocean carbon sink – impacts, vulnerabilities, and challenges

C. Heinze et al.

[Title Page](#)[Abstract](#)[Introduction](#)[Conclusions](#)[References](#)[Tables](#)[Figures](#)[Back](#)[Close](#)[Full Screen / Esc](#)[Printer-friendly Version](#)[Interactive Discussion](#)

target for greenhouse gas emission strategies. Recent experiments with a coarse resolution Earth system model taking into account multiple climate targets, i.e. limits for maximum amplitudes of specific variables such as surface air temperature increase, sea-level rise, aragonite saturation, and biomass production on land, reveal that CO₂ emissions need to be substantially reduced for achieving several mitigation goals simultaneously, rather than for meeting a temperature target alone (Steinacher et al., 2013). Accounting for the carbon cycle climate feedback as well as other physical and biogeochemical feedbacks in climate models is of great importance for estimating the allowable emissions for a certain time line of atmospheric CO₂ concentration and global warming. Complex Earth system models are needed for this. Simplified reservoir models, such as Integrated Assessment Models, as often used in economical modelling and for construction of typical future scenarios, are insufficient for this purpose as they do not account for internal feedbacks in the Earth system in a dynamical way (Jones et al., 2013).

4.2 Ocean acidification and its impact on marine ecosystems

The term “ocean acidification” refers to the decrease of oceanic pH by 0.1 units over the past 250 years and the predicted lowering of pH by another 0.3–0.4 units until the year 2100 (Caldeira and Wickett, 2003; Raven et al., 2005). Its main cause is the uptake and dissociation of excess CO₂ from the atmosphere that leads to an increase in the oceanic hydrogen ion concentration. Thorough monitoring of ocean acidification is of great importance, and by collecting values in observational carbon data bases (e.g. like SOCAT and fixed time series stations) as well as by conducting long-term carbon time-series measurements (e.g. as reported in Vázquez-Rodríguez et al., 2012) our understanding of this process and its spreading throughout Earth’s oceans can be significantly advanced (Figs. 3 and 4). In addition, investigating the potential effects of “high CO₂-low pH” conditions on the diversity and functioning of marine biota and ecosystems is currently the focus of many scientific studies. The interpretation of the observed responses in a species- and ecosystem-relevant context thereby sug-

gests that the two ocean acidification stressors high CO₂ concentration and decreased pH are very often only one part of a complex equation. Other environmental stressors like temperature, light availability, oxygen concentration, nutrient concentration, CaCO₃ saturation state or trace metal speciation (to name only a few) as well as time and physiological characteristics of the investigated organisms themselves have to be taken into account when elaborating on ocean acidification impacts (Raven et al., 2005; Pörtner, 2008; Ries et al., 2009; Dupont et al., 2010).

The most immediate response to an increase in CO₂ concentration and a decrease in seawater pH is expected for marine calcifying organisms, including corals, molluscs, crustaceans, echinoderms, coccolithophores, foraminifera as well as coralline and calcareous algae. Maintenance and production of shells and skeletons may cost more energy in an environment with reduced pH, and altered organism physiology may increase the vulnerability of certain species and compromise their ecosystem functions (Bibby et al., 2007; McClintock et al., 2009; Tunnicliffe et al., 2009). Calcification rates are likely to decline with a reduced saturation value for aragonite and calcite, the two most common forms of CaCO₃ in seawater (Feely et al., 2004; Guinotte and Fabry, 2008), caused by a decrease in CO₃²⁻ concentration when CO₃²⁻, excess atmospheric CO₂, and H₂O react to HCO₃⁻ and hydrogen ions. Future projections indicate the potential undersaturation for both aragonite and calcite within the current century for all polar regions (see Fig. 5) and parts of the subpolar Pacific Ocean as well as the deep North Atlantic Ocean (Orr et al., 2005; Fabry et al., 2008; Steinacher et al., 2009; Orr, 2011). Because aragonite dissolves at higher CO₃²⁻ concentrations than calcite, corals and other aragonite-producing organisms are expected to experience corrosion of their hard shell materials due to ocean acidification first. At natural CO₂ seeps in Papua New Guinea, a decline in coral diversity was documented in areas of reduced pH as structurally complex corals were replaced by massive *Porites* corals (Fabricius et al., 2011). The consequences arising from this diversity shift could be similar to those anticipated for a general reduction in coral cover and include a loss in biodiversity, habitat availability and quality as well as reef resilience (Fabricius et al., 2011). The decrease in

ESDD

5, 1607–1672, 2014

The ocean carbon sink – impacts, vulnerabilities, and challenges

C. Heinze et al.

Title Page

Abstract

Introduction

Conclusions

References

Tables

Figures

⏪

⏩

◀

▶

Back

Close

Full Screen / Esc

Printer-friendly Version

Interactive Discussion



The ocean carbon sink – impacts, vulnerabilities, and challenges

C. Heinze et al.

Title Page

Abstract

Introduction

Conclusions

References

Tables

Figures

◀

▶

◀

▶

Back

Close

Full Screen / Esc

Printer-friendly Version

Interactive Discussion



CaCO₃ saturation as a result of ocean acidification combined with other environmental impact factors such as an increase in temperature can be critical (Kleypas et al., 1999; Hoegh-Guldberg et al., 2007; Veron et al., 2009; Fabricius et al., 2011). Recent scenario computations with Earth system models document that a drastic reduction of CO₂ emissions is required to preserve major coral reefs during the Anthropocene (Ricke et al., 2013). However, aspects such as potential adaptation processes and migration need yet to be included in regional studies (Yara et al., 2012).

The effects of ocean acidification on different groups of marine biota can be rather diverse and complex. For example, specimens of the economically and ecologically important blue mussel *Mytilus edulis* recovered from the North Sea showed drastically reduced calcification rates, while specimens recovered from a coastal area of the Baltic Sea did not show any sensitivity to increased pCO₂ values (Gazeau et al., 2007; Thomsen et al., 2010; Schiermeier, 2011). Mussels from the Baltic seemed to be adapted to thriving in waters that generally experience strong seasonal pCO₂ fluctuations, and food availability may have potentially outweighed the effects of ocean acidification (Thomsen et al., 2010, 2013). In a study comparing different types of benthic marine calcifiers it could be shown that certain species experienced dissolution, while others were able to exploit the higher pCO₂ content in seawater and increased their net calcification. Physiological characteristics like the organism's ability to regulate pH, shell-protection with organic layers, biomineral solubility, and photosynthesis utilization seemed to play a role (Ries et al., 2009). Species-specific reactions as well as an organism's life cycle stage are further factors that may have to be taken into account as it has been shown e.g. for echinoderms (Dupont et al., 2010, 2013; Dupont and Pörtner, 2013). Results obtained for phytoplankton communities additionally stress the importance of community composition and/or shifts when assessing ocean acidification impacts, but still a lot has to be explored about the response of marine microbes to ocean acidification (Raven et al., 2005; Liu et al., 2010a; Joint et al., 2011; Brussaard et al., 2013; Oliver et al., 2014).

The ocean carbon sink – impacts, vulnerabilities, and challenges

C. Heinze et al.

Title Page

Abstract

Introduction

Conclusions

References

Tables

Figures



Back

Close

Full Screen / Esc

Printer-friendly Version

Interactive Discussion



Ocean acidification does not only affect calcifying biota. Sensitivity towards ocean acidification has been detected for fish and other invertebrates, with increased risks of acidification of body fluids and tissues as well as hindered respiratory gas exchange (Raven et al., 2005). Beneficial effects were observed e.g. for seagrass (Palacios and Zimmerman, 2007; Hall-Spencer et al., 2008; Fabricius et al., 2011) and various algal species (Hall-Spencer et al., 2008; Connell et al., 2013).

Projecting the precise impact of ocean acidification on the diversity and functioning of marine organisms and ecosystems is challenging. A meta-analysis of 228 published studies by Kroeker et al. (2013) revealed a decrease in calcification, growth, survival, development, and abundance across a wide range of taxa, but also showed a certain degree of variability among groups suggesting different scales of sensitivity. It is not well established to which degree organisms can adapt to quasi-permanent changes in ocean pH due to rapid anthropogenic carbon input. It is also not known, if and in what way consequences like the physiological impairment of vulnerable species and the reduction and/or shifts in biodiversity may be mastered provided that ecosystem functionality shall be preserved. With regard to the sustainable development of marine resources, future research will need to focus on multiple stressor studies over various time scales to reveal the functional impact of ocean acidification (and climate change in general) on marine ecosystem services and provide both comprehensive monitoring and solution-oriented results.

4.3 Future impact research

For future modelling approaches, not only the effects of atmospheric and oceanic warming as well as ocean acidification have to be considered, but also the influence of multiple stressors. These include physical and chemical drivers as well as circulation and stratification changes, freshening, changes in ice cover, deoxygenation, anthropogenic nitrogen input, changes in dust supply, marine pollution by offshore activities (e.g. Deepwater Horizon disaster; Mearns et al., 2011), and plastic waste (also on the micro-scale; Gross, 2013) or overfishing and bottom trawling. Earth system models

The ocean carbon sink – impacts, vulnerabilities, and challenges

C. Heinze et al.

Title Page

Abstract

Introduction

Conclusions

References

Tables

Figures



Back

Close

Full Screen / Esc

Printer-friendly Version

Interactive Discussion



that represent the marine carbon cycle and related biogeochemical cycles have been successfully used to establish the regional combination of some major stressors and the future evolution of these combinations (Bopp et al., 2013). Yet, robustness in regional projection is strongly dependent on the considered stressors and regions, and identifying the onset of emission induced change is still a challenging task that is especially sensitive to the considered emission-scenario (see Fig. 5). The combined action of stressors has to be accounted for in designing correct future scenarios for the next generation of Earth system model climate projections (Steinacher et al., 2013). A critical variable within this context is the sustained generation of exploitable biomass in the ocean for human food production, where overall biological carbon fixation rates will presumably decrease with a more stagnant ocean circulation (Steinacher et al., 2010).

5 The ocean carbon sink in relation to the land carbon sink

The atmospheric CO₂ concentration is determined by the CO₂ emissions and the CO₂ exchanges between the land biosphere and atmosphere as well as between the atmosphere and ocean. Quantification of the regional as well as global land carbon sink is associated with high uncertainties due to the direct coupling of CO₂ consumption and release on the land surface with the atmosphere in combination with the heterogeneity of the land biosphere, its constant change and different forms of land use including forestry changes. Complex soil processes like the degradation of organic material and permafrost melting processes (Schuur et al., 2009), episodic events such as fires (wild fires, peat fires; Schultz et al., 2008; van der Werf et al., 2008), and the multitude of possible reactions of land plants to different drivers (Kattge et al., 2011) make the determination of the land carbon sink difficult. Recent studies indicate that it may have been overestimated as the limiting effect of nitrogen (N) on plant growth has not yet been accounted for in most models, potentially giving too much value to the CO₂ fertilisation effect, while on the other hand human-caused additions of nitrogen to the Earth system regionally enhance plant growth (Zaehle and Dalmonech, 2011). Only two Earth

system modelling frameworks employed for the projections as summarised in the 5th assessment report of IPCC (Collins et al., 2013) included N limitation on land, and related processes and feedbacks are under discussion.

In comparison to the land carbon sink, the large-scale oceanic sink is considered to be less variable on an interannual time scale (though considerable perturbations of the ocean carbon cycle are linked with, e.g. the ENSO cycles; Feely et al., 2006) and, even though a 3-dimensional approach is required due to water motion, somewhat easier to quantify. This traditional view is exploited to estimate the year-to-year land sink for anthropogenic carbon from the atmospheric observations and ocean models (evaluated through observations). The terrestrial carbon sink is then the residual of CO₂ emissions, atmospheric CO₂ concentrations, and ocean–atmosphere CO₂ fluxes (Canadell et al., 2007; Le Quéré et al., 2013). Until precise quantifications of the land carbon sink become available through direct observations and modelling, estimating it through the ocean carbon sink is a valid option. However, with increasing detail in oceanic carbon sink determinations, oceanographers are starting to run into similar heterogeneity problems in the oceans as geo-ecologists on land, especially when the continental margins, the shelf seas, and coastal and estuarine systems are taken into account (Borges, 2005; Liu et al., 2010b; Regnier et al., 2013). These likewise heterogeneous systems are so far not (or at best partially) included in global Earth system model scenarios, because the resolution of these models does not allow for the resolution of the respective topographic features and super-computers are currently insufficient to run respective high-resolution models as yet (Mitchell et al., 2012). Measurements of the O₂/N₂ ratio in the atmosphere and marine oxygen budgets can help to further specify the land carbon sink (Keeling et al., 1996).

The interannual variability of land–atmosphere carbon fluxes appears to be higher than the respective variations for ocean–atmosphere fluxes when computing the land carbon sink as the residual between oceanic uptake and atmospheric CO₂ retention (Canadell et al., 2007). On a multi-millennial time scale, peat formation and organic carbon burial in lakes contribute to slow long-term accumulation on land (Einsele et al.,

The ocean carbon sink – impacts, vulnerabilities, and challenges

C. Heinze et al.

Title Page

Abstract

Introduction

Conclusions

References

Tables

Figures



Back

Close

Full Screen / Esc

Printer-friendly Version

Interactive Discussion



2001; Gorham et al., 2012). Due to the overall smaller carbon inventory of the land biosphere as compared to the inorganic ocean carbon pool (Fig. 6), it is expected that the ocean through inorganic buffering and CaCO₃ sediment dissolution would ultimately account for the major part of removal of the human-induced addition of CO₂ to the atmosphere (Archer, 2005).

6 Major ocean carbon challenges and key knowledge gaps

Some aspects of marine carbon cycling can be regarded as well-established research fields, such as the inorganic carbon buffering system. However, other elements are more difficult to approach, partly due to inherent principle difficulties and partly based on the lack of technological and infrastructural effort. Within this section, some major ocean carbon challenges and key knowledge gaps in ocean carbon research will be addressed.

6.1 Observational data bases

Based on measurements, our knowledge of inorganic and organic carbon cycling has significantly improved over the past decade. This is especially due to measurements of inorganically dissolved substances including the 3-dimensional data sets GLODAP (Key et al., 2004; GLODAPv2), CARINA (Key et al., 2010), the surface ocean CO₂ data compilations from Takahashi et al. (2009), and SOCAT (Pfeil et al., 2013; Sabine et al., 2013; Bakker et al., 2014). Semi-continuous measurements are necessary due to the variability of the ocean carbon sink, the continuously changing atmospheric CO₂ concentrations as well as the variability of oceanic circulation. The aims are to identify vulnerabilities of carbon sinks, to validate feedback mechanisms and to provide detailed information for other researchers or commercial users regarding the impact of climate change on the marine realm.

The ocean carbon sink – impacts, vulnerabilities, and challenges

C. Heinze et al.

Title Page

Abstract

Introduction

Conclusions

References

Tables

Figures



Back

Close

Full Screen / Esc

Printer-friendly Version

Interactive Discussion



The ocean carbon sink – impacts, vulnerabilities, and challenges

C. Heinze et al.

Title Page

Abstract

Introduction

Conclusions

References

Tables

Figures



Back

Close

Full Screen / Esc

Printer-friendly Version

Interactive Discussion



Measurements of dissolved oxygen are of key importance for carbon cycle research. Oxygen data are the basis for improving estimates of the land carbon sink (Keeling et al., 1996) and for identifying any emergent fingerprint (Andrews et al., 2013), an extensive O₂ measurement programme is needed. In addition, measurements of at least two carbon variables of the marine inorganic carbon system are necessary. Here, pH and *p*CO₂ are likely the ones where the techniques first will be available on floats, though this combination is not optimal for deriving the other inorganic carbon variables. Another option would be to measure DIC and alkalinity as the latter easily can be measured in seawater and determines together with DIC the marine inorganic carbon system (see Wolf-Gladrow et al., 2007). In combination with O₂ measurements on automated float systems, this altogether would provide a significant advance in ocean carbon observations. Pilot studies conducted in recent years yielded promising results for a world-wide application of such systems (Gruber et al., 2010; Fiedler et al., 2013).

For improved estimates of the biological carbon pump variations, reliable shallow flux estimates as well as state-of-the-art biogenic CaCO₃ (aragonite, calcite) and biogenic silica (BSi) production maps would be desirable. Respective maps for CaCO₃ export production are at present possibly associated with large errors and give partly incongruous results (Sarmiento and Gruber, 2006; Balch et al., 2007). Highly accurate total alkalinity observations and a reliable CaCO₃ surface map could be used as reference points for future developments of biocalcification under high CO₂ (Ilyina et al., 2009). Satellite observations have greatly improved our understanding about primary production in the ocean (Henson et al., 2012), but remote sensing efforts have still to be better exploited and extended in order to fill the gaps of fragmental in-situ observations, especially also for production of hard part shell material.

Anthropogenically induced elevated carbon levels in the ocean (C_{ant}) cannot be observed directly, which is why indirect methods have to be used (Gruber et al., 1996; Hall et al., 2002; Touratier and Goyet, 2004; Friis et al., 2005). Even though year-to-year changes in DIC are measurable in ocean surface waters, it is a challenge to determine them in deeper layers as the anthropogenic perturbation in seawater is relatively small

when compared to the natural background. Over the past years, major international networks and projects (EU framework programmes, OCB, PICES, SOLAS, IMBER, IOCCP etc.) have helped to make much scientific progress in ocean carbon research worldwide. However, extensions and new projects are required to continue the work (GEO/GEOSS, GOOS, FOO, ICOS etc.).

In contrast to the atmosphere, oceanic meso-scale circulation features are marked by short spatial scales and large time scales. While an atmospheric pressure system has a typical length scale of 1000 km and a lifetime of days to weeks, comparable oceanic meso-scale eddies have scales of 2–100 km and several months. Therefore, selected oceanic observations can be aliased through meso-scale motion and may not reflect the long-term mean state.

Time series stations in the ocean are still rare and mostly cover low to mid-latitudes (e.g. HOTS, BATS, ESTOC, PAP, PAPA, DYFAMED). These time series have provided a lot of insight into the long-term evolution of carbon cycle tracers, e.g. the local decline of mean sea surface pH has been documented as unequivocal proof of progressing ocean acidification (Santana-Casiano et al., 2007; Bates et al., 2014). An expansion of time series stations at higher latitude areas would be desirable as, e.g. the change in sea surface $p\text{CO}_2$ and pH would be largest over time, although the mean signal there would be somewhat more blurred by interannual variability (Olafsson et al., 2009; Bauerfeind et al., 2014).

Apart from the issues described above, general challenges for determination of oceanic carbon budgets within the Earth system exist, which possibly never can be met adequately: (1) the annual net uptake rate of anthropogenic carbon from the atmosphere is small as compared to the gross upward and downward fluxes occurring over one year in different oceanic regions. That means that we always will have to quantify small net exchange fluxes as difference of large gross fluxes into and out of the ocean. (2) The pristine carbon fluxes between the atmosphere and the ocean as well as the pre-industrial 3-dimensional distributions of DIC have not been measured and need to be reconstructed (Khatiwala et al., 2009, 2013). It is unlikely that ocean carbon

ESDD

5, 1607–1672, 2014

The ocean carbon sink – impacts, vulnerabilities, and challenges

C. Heinze et al.

Title Page

Abstract

Introduction

Conclusions

References

Tables

Figures

◀

▶

◀

▶

Back

Close

Full Screen / Esc

Printer-friendly Version

Interactive Discussion



variables can be reconstructed with high accuracy for the pre-industrial from potential proxy record development.

6.2 Process and impact knowledge

A major obstacle for improvements in future projections of the Earth system for selected future scenarios of driving factors is the lack of sufficient process understanding, process quantification, and process identification. Though some major biogeochemical principles are known, detailed dynamical formulations of processes are scarce and in their infancy. There is a considerable uncertainty about the gas transfer velocity of CO₂ and other gases across the air-water interface (Carpenter et al., 2012; Garbe et al., 2014). While the global ocean carbon sink estimates may not too strongly depend on this choice (otherwise projections with simple two box models for the global ocean would not have worked at all; Oeschger et al., 1975), the projected local CO₂ concentration in ocean surface waters is highly influenced by the chosen gas transfer velocity values, also for appropriate regional validation of ocean models. The co-limitation of biological production by various factors is an established concept, however, crucial details are not uniformly established, such as the potential variation of carbon to nitrogen ratios in biogenic matter under different environmental conditions (Riebesell et al., 2007; Jiang et al., 2013). Marine particle fluxes and their dynamics are still poorly understood and not yet adequately quantified in a dynamic way in response to external drivers (Klaas and Archer, 2002; Gehlen et al., 2006). The ongoing and future impacts of high CO₂ on marine organisms have yet to be clarified (Gattuso and Hansson, 2011). Formulations on how to quantify the production as well as degradation of phyto- and zooplankton particulate matter (organic, inorganic) are not mature enough or not even existing for providing step-change improvements of complex ocean models as well as coupled Earth system models. This includes, in particular, potential adaptation of organisms and ecosystems to conditions not experienced since the geologic past (Langer et al., 2006). Respective modelling approaches remain questionable until more detailed and reliable information about the effect of changing external drivers, like

The ocean carbon sink – impacts, vulnerabilities, and challenges

C. Heinze et al.

Title Page

Abstract

Introduction

Conclusions

References

Tables

Figures



Back

Close

Full Screen / Esc

Printer-friendly Version

Interactive Discussion



The ocean carbon sink – impacts, vulnerabilities, and challenges

C. Heinze et al.

Title Page

Abstract

Introduction

Conclusions

References

Tables

Figures

◀

▶

◀

▶

Back

Close

Full Screen / Esc

Printer-friendly Version

Interactive Discussion

decreasing carbonate saturation, on the functioning of marine organisms and ecosystems becomes available. For a suite of land plants, functional relationships between drivers and physiological reactions have been established in large data compilations for trait-based modelling of the land biosphere (Kattge et al., 2011). Approaches for the simulation of ocean ecosystems with multiple plankton functional types have been initiated (Le Quéré et al., 2005), but trait data bases for marine organisms are not yet available in a suitable format and information from mesocosm and laboratory experiments is scarce and may not be straightforwardly transferable to the real Earth system.

6.3 Integrative modelling and combination with measurements

For simulations of the ocean carbon sink and its impact, suitable models are needed to explain past and present events as well as to predict potential future pathways. Biogeochemical ocean general circulation models are employed either through observed forcing or within coupled Earth system models (reviewed in Heinze and Gehlen, 2013). There is a trade-off between their resolution (space and time) and a technically feasible length of the simulation period. High-resolution models with eddy dynamics (large-scale turbulent mixing) are often too computationally expensive for integrations exceeding a few decades. However, multiple future scenarios calculated over decades, centuries, and millennia are necessary to achieve reliable future projections. In addition, biogeochemical models whose water mass properties shall be fully predicted by the models need very long and costly spin-up periods in order to bring the tracer distributions including the carbon cycle tracers into quasi-equilibrium. Integration periods need to be at least as long as one full oceanic circulation cycle of about 1500 years. Even for still fairly coarse resolutions this is currently not easily done and quite costly. Global model simulations of deep-sea carbon distributions as well as other deep-sea properties are therefore often limited to a lower resolution as compared to their distributions in surface or shallow waters (Ilyina et al., 2013; Séférian et al., 2013; Tjiputra et al., 2013).

The ocean carbon sink – impacts, vulnerabilities, and challenges

C. Heinze et al.

Title Page

Abstract

Introduction

Conclusions

References

Tables

Figures



Back

Close

Full Screen / Esc

Printer-friendly Version

Interactive Discussion



Models need systematic improvement by combining them with and comparing them to observational data. By applying data assimilation procedures (Brasseur et al., 2009), existing discrete observations of oceanic variables can be interpolated (gap filling) and free adjustable parameters in models (such as, e.g. the particle sinking velocity) can be calibrated. Data-driven diagnostic models (Usbeck et al., 2003) are important for suggesting first order values of free parameters in dynamical process descriptions and can be implemented in complex forward models, which can be used for predictions as well. Systematic model assessment with observations and model optimisation with data assimilation have made progress in recent years, but for integrated biogeochemical cycle simulations these approaches need to be extended. Skill score metrics, which can be used to rank models according to their ability to reproduce physical and biogeochemical variables simultaneously, may become a valuable tool for future simulations. A simplified short cut method in order to assess the quality of future projections of Earth system models is the emergent constraint approach (Cox et al., 2013; Hoffman et al., 2014; Wenzel et al., 2014). In this approach, an interrelation is sought between a specific Earth system sensitivity as resulting across an ensemble of comparable models and a corresponding observational trend or variability (see also Flato et al., 2013). This method has just started to also be used for addressing ocean biogeochemical problems (Hoffman et al., 2014) and respective constraints have to be identified for this research field. Model scenarios can diverge depending on slight modifications of the starting (initial) and boundary conditions during a model run as well as due to internal variability in the model. Therefore, for a given CO₂ emission scenario the expected evolution of the results can differ. Ensemble simulations are necessary for establishing a range of statistically valid, potential outcomes that are associated with different degrees of probability. Due to the immense costs for multiple integrations of complex Earth system models, scenarios with large ensembles, though, have been attempted in only few ocean carbon uptake studies.

6.4 Specific regional foci for ocean carbon cycle studies

There are at least 6 major regional domains, which warrant more attention in the coming years of ocean carbon cycle research:

1. The Southern Ocean is quantitatively the most important region for worldwide carbon dynamics (today: Mikaloff Fletcher et al., 2006; glacial/interglacial: Watson and Naveira Garabato, 2006; future: Tjiputra et al., 2010; Roy et al., 2011), but it is also one of the least well year-round observed regions (Takahashi et al., 2009; Swart et al., 2012; Pfeil et al., 2013; Sabine et al., 2013) due to its remoteness and high seasonality. Research priorities include the improvement of data coverage for carbon variables, dissolved oxygen, and related tracers. The water mass formation, mixing and deep convection processes, in particular in the Southern Ocean, are the “Achilles heel” of global ocean models, and a step-change improvement is needed in order to achieve more physically based deep-water production representations in ocean models as well as Earth system models (Lenton et al., 2013). This includes also the representation of Antarctic shelf regions and respective water-mass formation mechanisms relevant for large-scale simulations.
2. Highly dynamic systems such as shelf areas, coastal zones, estuaries and continental margins will need to be accounted for in global carbon cycle quantifications. This is of key importance for impact studies as shallow seas are major spawning and living grounds for commercially exploited fish and food production. In addition, anthropogenic stressors such as mega cities, pollution from riverine loads and deposition of reactive nitrogen (Duce et al., 2008) have to be considered. Progress has recently been made in providing advanced combined river runoff and river load data for use in biogeochemical models (Mayorga et al., 2010). Ocean biogeochemical models should include both pelagic ocean sediment models (Heinze et al., 2009) and shallow sediment representations to involve high fluxes and regeneration rates of organic sediments as well as respective low oxygen and

The ocean carbon sink – impacts, vulnerabilities, and challenges

C. Heinze et al.

Title Page

Abstract

Introduction

Conclusions

References

Tables

Figures



Back

Close

Full Screen / Esc

Printer-friendly Version

Interactive Discussion



The ocean carbon sink – impacts, vulnerabilities, and challenges

C. Heinze et al.

Title Page

Abstract

Introduction

Conclusions

References

Tables

Figures

◀

▶

◀

▶

Back

Close

Full Screen / Esc

Printer-friendly Version

Interactive Discussion

anoxic reactions and matter transformations like methanogenesis or denitrification (Naqvi et al., 2010; Mogollón et al., 2012). Land-ocean coupling of natural and anthropogenically perturbed systems (Regnier et al., 2013) needs inclusion in global Earth system models, especially with regard to quantifying nation-wide closed carbon budgets.

- The Arctic Ocean is a hot spot of climatic and environmental changes, and represents the area in which ocean acidification accelerates most rapidly (Steinacher et al., 2009). Like the Southern Ocean, the Arctic is highly undersampled, making it difficult to determine reliable CO₂ sink estimates (Schuster et al., 2013). New process understanding (Wählström et al., 2012, 2013) has to be integrated into large-scale ocean models. Shifts in water mass formation processes, including the cold halocline structure at the Arctic Ocean surface domain (Aagaard et al., 1981; Anderson et al., 2013), need to be identified. A strongly reduced Arctic sea-ice cover and changes in annual sea-ice formation will have fundamental consequences for both organic and inorganic carbon cycling as well as ocean circulation and mixing (Loeng et al., 2005). The net effect on ocean carbon sink behaviour for a summer ice-free Arctic Ocean is not yet firmly assessed. Future studies need to include both sea-ice physics and sea-ice biogeochemistry. In addition, the potential climatically and tectonically induced degassing of CH₄ from Arctic Ocean sources needs to be further monitored as a potentially significant greenhouse gas source (Biastoch et al., 2011; Shakhova et al., 2014).
- The tropical ocean is another key sink area for anthropogenic carbon (Mikaloff Fletcher et al., 2006; Roy et al., 2011). Future research needs to focus on ENSO-related variability in its carbon sink potential as well as on it being a region of high phytoplankton production rates in respective upwelling areas, where large-scale impacts of ocean acidification may be measured already during an early stage (Ilyina et al., 2009). Both the Pacific and Atlantic Ocean equatorial areas can be affected by short-term climatic fluctuations (Cadule et al., 2010; Lefèvre

The ocean carbon sink – impacts, vulnerabilities, and challenges

C. Heinze et al.

Title Page

Abstract

Introduction

Conclusions

References

Tables

Figures



Back

Close

Full Screen / Esc

Printer-friendly Version

Interactive Discussion



et al., 2013) and the overall long-term effect of shifts in occurrences and patterns of these events needs attention.

5 5. Oligotrophic regions play a significant role for sustained ocean time series stations as the interannual and seasonal variability is small and long-term trends may be easier to deduce. Current investigations should be complemented with measurements of nitrogen fixing processes as well as with their potential changes under altering dust fluxes and ocean acidification. Additionally, future research should include the identification of changes in the cycling of the greenhouse gas N₂O (Freing et al., 2012; Voss et al., 2013).

10 6. Coastal upwelling areas have proven to be useful study areas for ocean acidification, deoxygenation, and biological carbon pump studies and will remain a major focus of future monitoring (Feely et al., 2008; Paulmier et al., 2008; Gruber et al., 2011). It will therefore be crucial to appropriately resolve the physically and biogeochemically highly dynamic regimes along continental margins both in observational campaigns and modelling efforts.

6.5 Using the ocean natural laboratory for case studies on complex couplings

The ocean and Earth system need to be better used as laboratories to understand processes and the resulting effects on a global scale. This can, for example, be achieved by using a biogeographic approach, where ecosystems are analysed along natural gradients in both space and time. Natural, environmental variability needs to be better exploited to obtain results for impact research. Transient large-scale variations of the Earth system and the ocean carbon cycle's role in these patterns need to be explained.

6.6 Combination with other biogeochemical cycles and greenhouse gases

25 The ocean carbon cycle needs to be studied and assessed in combination with other biogeochemical cycles in a more focussed way than in the past. The oceanic

The ocean carbon sink – impacts, vulnerabilities, and challenges

C. Heinze et al.

[Title Page](#)[Abstract](#)[Introduction](#)[Conclusions](#)[References](#)[Tables](#)[Figures](#)[Back](#)[Close](#)[Full Screen / Esc](#)[Printer-friendly Version](#)[Interactive Discussion](#)

sources/sinks of CH₄, N₂O, and CO₂, all three being natural and anthropogenic greenhouse gases, are controlled by coupled elemental cycles involving among others carbon compounds, nutrients, and gases. Only integrative approaches can ensure a full understanding of the coupled cycles and a full exploitation of respective observational evidence. The simultaneous quantifications of the oxygen and carbon cycles are vital for closing the global carbon budget including the terrestrial biosphere. Nutrient cycles and their anthropogenic perturbations directly control the biological carbon cycling on land and in the oceans. Their more detailed dynamical implementation in land and ocean models is needed, including a better understanding of nutrient limitations (including effects of micronutrients such as iron) under changing environmental conditions.

7 Conclusion

The ocean carbon sink has two parallel effects: (1) parts of the anthropogenic CO₂ emissions are absorbed by the ocean and, thus, the radiative forcing associated with the human-caused excess CO₂ is reduced. (2) The more anthropogenic CO₂ enters the ocean, the stronger ocean acidification will be. Both aspects have to be considered simultaneously for establishing future mitigation strategies on emission reductions as well as for establishing adaptation measures to environmental and climatic change. The two aspects, though, have opposite effects. Increasing the ocean carbon sink may lead to less warming, but at the same time will promote ocean acidification. Critical to both is the speed of progression. Climatic warming and lowered pH values in the oceans will prevail long after the anthropogenic CO₂ emission period to the atmosphere, and it is not possible to associate a specific lifetime to CO₂ in the atmosphere (Tans, 1997). Determining extent, timing, and impact of the ocean carbon sinks and sources will, thus, remain a key task in the future establishment of sustainable development strategies on Earth, especially with regards to the further rising greenhouse gas emissions to the atmosphere as expected for the coming decades. We have for the first time arrived at an atmospheric CO₂ mixing ratio of 400 ppm (Mauna Loa observatory, May 2013,

http://keelingcurve.ucsd.edu/) and human CO₂ emission rates are currently increasing further (Le Quéré et al., 2013, 2014). Strategies on feasible emission reduction procedures need to take the timing of the ocean sink (slow kinetics, large capacity) and the associated impact through ocean acidification into account.

5 *Acknowledgements.* We would like to thank Benjamin Pfeil, Aida F. Ríos, Laurent Bopp, Jörg Schwinger, and Anne Morée for their support and help to improve this paper. The research leading to these results was supported by the EU FP7 project CARBOCHANGE “Changes in carbon uptake and emissions by oceans in a changing climate”, which received funding from the European Commission’s Seventh Framework Programme under grant agreement no. 264879, as well as by EU FP7 Marie Curie International Research Staff Exchange Scheme (IRSES) Fellowship SOCCLI “The role of Southern Ocean carbon cycle under climate change”, which received funding from the European Commission’s Seventh Framework Programme under grant agreement number 317699. Furthermore, this study is a contribution to the international IGBP core projects IMBER and SOLAS. This is a contribution to the Bjerknes Centre of Climate Research (Bergen, Norway). Support through its central project BIOFEEDBACK (funds of Centre for Climate Dynamics SKD) is gratefully acknowledged.

References

- Aagaard, K., Coachman, L. K., and Carmack, E.: On the halocline of the Arctic Ocean, Deep-Sea Res. Pt. I, 28, 529–545, doi:10.1016/0198-0149(81)90115-1, 1981.
- 20 Anderson, L. G., Andersson, P. S., Björk, G., Peter Jones, E., Jutterström, S., and Wåhlström, I.: Source and formation of the upper halocline of the Arctic Ocean, J. Geophys. Res.-Oceans, 118, 410–421, doi:10.1029/2012JC008291, 2013.
- Andrews, O. D., Bindoff, N. L., Halloran, P. R., Ilyina, T., and Le Quéré, C.: Detecting an external influence on recent changes in oceanic oxygen using an optimal fingerprinting method, Biogeosciences, 10, 1799–1813, doi:10.5194/bg-10-1799-2013, 2013.
- 25 Archer, D.: Fate of fossil fuel CO₂ in geologic time, J. Geophys. Res., 110, C09S05, doi:10.1029/2004JC002625, 2005.
- Archer, D. E.: An atlas of the distribution of calcium carbonate in sediments of the deep sea, Global Biogeochem. Cy., 10, 159–174, doi:10.1029/95GB03016, 1996.

The ocean carbon sink – impacts, vulnerabilities, and challenges

C. Heinze et al.

Title Page

Abstract

Introduction

Conclusions

References

Tables

Figures



Back

Close

Full Screen / Esc

Printer-friendly Version

Interactive Discussion



The ocean carbon sink – impacts, vulnerabilities, and challenges

C. Heinze et al.

Title Page

Abstract

Introduction

Conclusions

References

Tables

Figures



Back

Close

Full Screen / Esc

Printer-friendly Version

Interactive Discussion



Arora, V. K., Boer, G. J., Friedlingstein, P., Eby, M., Jones, C. D., Christian, J. R., Bonan, G., Bopp, L., Brovkin, V., Cadule, P., Hajima, T., Ilyina, T., Lindsay, K., Tjiputra, J. F., and Wu, T.: Carbon-concentration and carbon-climate feedbacks in CMIP5 Earth System Models, *J. Climate*, 26, 5289–5314, doi:10.1175/JCLI-D-12-00494.1, 2013.

Arrhenius, S.: XXX I. On the influence of carbonic acid in the air upon the temperature of the ground, *Philos. Mag.*, 41, 237–276, doi:10.1080/14786449608620846, 1896.

Azam, F., Fenchel, T., Field, J. G., Gray, J. S., Meyer-Reil, L. A., and Thingstad, F.: The ecological role of water-column microbes in the sea, *Mar. Ecol.-Prog. Ser.*, 10, 257–263, 1983.

Bakker, D. C. E., Pfeil, B., Smith, K., Hankin, S., Olsen, A., Alin, S. R., Cosca, C., Harasawa, S., Kozyr, A., Nojiri, Y., O'Brien, K. M., Schuster, U., Telszewski, M., Tilbrook, B., Wada, C., Akl, J., Barbero, L., Bates, N. R., Boutin, J., Bozec, Y., Cai, W.-J., Castle, R. D., Chavez, F. P., Chen, L., Chierici, M., Currie, K., de Baar, H. J. W., Evans, W., Feely, R. A., Fransson, A., Gao, Z., Hales, B., Hardman-Mountford, N. J., Hoppema, M., Huang, W.-J., Hunt, C. W., Huss, B., Ichikawa, T., Johannessen, T., Jones, E. M., Jones, S. D., Jutterström, S., Kitidis, V., Körtzinger, A., Landschützer, P., Lauvset, S. K., Lefèvre, N., Manke, A. B., Mathis, J. T., Merlivat, L., Metzl, N., Murata, A., Newberger, T., Omar, A. M., Ono, T., Park, G.-H., Paterson, K., Pierrot, D., Ríos, A. F., Sabine, C. L., Saito, S., Salisbury, J., Sarma, V. V. S. S., Schlitzer, R., Sieger, R., Skjelvan, I., Steinhoff, T., Sullivan, K. F., Sun, H., Sutton, A. J., Suzuki, T., Sweeney, C., Takahashi, T., Tjiputra, J., Tsurushima, N., van Heuven, S. M. A. C., Vandemark, D., Vlahos, P., Wallace, D. W. R., Wanninkhof, R., and Watson, A. J.: An update to the Surface Ocean CO₂ Atlas (SOCAT version 2), *Earth Syst. Sci. Data*, 6, 69–90, doi:10.5194/essd-6-69-2014, 2014.

Balch, W., Drapeau, D., Bowler, B., and Booth, E.: Prediction of pelagic calcification rates using satellite measurements, *Deep-Sea Res. Pt. II*, 54, 478–495, doi:10.1016/j.dsr2.2006.12.006, 2007.

Balsam, W. L.: Carbonate dissolution on the Muir Seamount (western North Atlantic): Inter-glacial/glacial changes, *J. Sediment. Petrol.*, 53, 719–731, 1983.

Barrett, J.: Greenhouse molecules, their spectra and function in the atmosphere, *Energy Environ.*, 16, 1037–1045, doi:10.1260/095830505775221542, 2005.

Bates, N. R., Astor, Y. M., Church, M. J., Currie, K., Dore, J. E., González-Dávila, M., Lorenzoni, L., Muller-Karger, F., Olafsson, J., and Santana-Casiano, J. M.: A time-series view of changing ocean chemistry due to ocean uptake of anthropogenic CO₂ and ocean acidification, *Oceanography*, 27, 126–141, doi:10.5670/oceanog.2014.16, 2014.

The ocean carbon sink – impacts, vulnerabilities, and challenges

C. Heinze et al.

Title Page

Abstract

Introduction

Conclusions

References

Tables

Figures



Back

Close

Full Screen / Esc

Printer-friendly Version

Interactive Discussion



- Bauerfeind, E., Nöthig, E. M., Pauls, B., Kraft, A., and Beszczynska-Möller, A.: Variability in pteropod sedimentation and corresponding aragonite flux at the Arctic deep-sea long-term observatory HAUSGARTEN in the eastern Fram Strait from 2000 to 2009, *J. Mar. Syst.*, 132, 95–105, doi:10.1016/j.jmarsys.2013.12.006, 2014.
- 5 Beaulieu, E., Godderis, Y., Donnadieu, Y., Labat, D., and Roelandt, C.: High sensitivity of the continental-weathering carbon dioxide sink to future climate change, *Nat. Clim. Change*, 2, 346–349, doi:10.1038/nclimate1419, 2012.
- Berelson, W. M., Balch, W. M., Najjar, R., Feely, R. A., Sabine, C., and Lee, K.: Relating estimates of CaCO_3 production, export, and dissolution in the water column to measurements of CaCO_3 rain into sediment traps and dissolution on the sea floor: a revised global carbonate budget, *Global Biogeochem. Cy.*, 21, GB1024, doi:10.1029/2006GB002803, 2007.
- 10 Biastoch, A., Treude, T., Rüpke, L. H., Riebesell, U., Roth, C., Burwicz, E. B., Park, W., Latif, M., Böning, C. W., Madec, G., and Wallmann, K.: Rising Arctic Ocean temperatures cause gas hydrate destabilization and ocean acidification, *Geophys. Res. Lett.*, 38, L08602, doi:10.1029/2011GL047222, 2011.
- 15 Bibby, R., Cleall-Harding, P., Rundle, S., Widdicombe, S., and Spicer, J.: Ocean acidification disrupts induced defences in the intertidal gastropod *Littorina littorea*, *Biol. Lett.*, 3, 699–701, doi:10.1098/rsbl.2007.0457, 2007.
- Boden, T. A., Marland, G., and Andres, R. J.: Global, regional, and national fossil-fuel CO_2 emissions, Carbon Dioxide Information Analysis Center, O. R. N. L., US Department of Energy, Oak Ridge, Tenn., USA, doi:10.3334/CDIAC/00001_V2011, 2011.
- 20 Bolin, B. and Eriksson, E.: Changes in the carbon dioxide content of the atmosphere and sea due to fossil fuel combustion, in: *The Atmosphere and the Sea in Motion*, Rossby Memorial Volume, B, edited by: Bolin, B., Rockefeller Inst., New York, 130–142, 1959.
- 25 Bopp, L., Resplandy, L., Orr, J. C., Doney, S. C., Dunne, J. P., Gehlen, M., Halloran, P., Heinze, C., Ilyina, T., Séférian, R., Tjiputra, J., and Vichi, M.: Multiple stressors of ocean ecosystems in the 21st century: projections with CMIP5 models, *Biogeosciences*, 10, 6225–6245, doi:10.5194/bg-10-6225-2013, 2013.
- Borges, A. V.: Do we have enough pieces of the jigsaw to integrate CO_2 fluxes in the coastal ocean?, *Estuaries*, 28, 3–27, doi:10.1007/BF02732750, 2005.
- 30 Boss, E., Swift, D., Taylor, L., Brickley, P., Zaneveld, R., Riser, S., Perry, M., and Strutton, P.: Observations of pigment and particle distributions in the western North Atlantic

The ocean carbon sink – impacts, vulnerabilities, and challenges

C. Heinze et al.

Title Page

Abstract

Introduction

Conclusions

References

Tables

Figures



Back

Close

Full Screen / Esc

Printer-friendly Version

Interactive Discussion



from an autonomous float and ocean color satellite, *Limnol. Oceanogr.*, 53, 2112–2122, doi:10.4319/lo.2008.53.5_part_2.2112, 2008.

Brasseur, P., Gruber, N., Barciela, R., Brander, K., Doron, M., El Moussaoui, A., Hobday, A., Huret, M., Kremer, A.-S., Lehodey, P., Matear, R., Moulin, C., Murtugudde, R., Senina, I., and Svendsen, E.: Integrating biogeochemistry and ecology into ocean data assimilation systems, *Oceanography*, 22, 206–215, doi:10.5670/oceanog.2009.80, 2009.

Bretherton, F. P.: Earth system science and remote sensing, *Proc. IEEE*, 73, 1118–1127, doi:10.1109/PROC.1985.13242, 1985.

Brewer, P. G.: Ocean chemistry of the fossil fuel CO₂ signal: the haline signal of “business as usual”, *Geophys. Res. Lett.*, 24, 1367–1369, doi:10.1029/97GL01179, 1997.

Broecker, W. S. and Peng, T.-H.: *Tracers in the Sea*, Eldigio Press, Lamont-Doherty Geological Observatory, Columbia University, Palisades, 1982.

Broecker, W. S. and Peng, T.-H.: Carbon cycle: 1985 – glacial to interglacial changes in the operation of the global carbon cycle, *Radiocarbon*, 28, 309–327, 1986.

Broecker, W. S. and Takahashi, T.: Neutralization of fossil fuel CO₂ by marine calcium carbonate, in: *The Fate of Fossil Fuel CO₂ in the Oceans*, edited by: Anderson, N. R. and Malahoff, A., Plenum Press, New York, 213–241, 1977.

Brussaard, C. P. D., Noorderloos, A. A. M., Witte, H., Collenteur, M. C. J., Schulz, K., Ludwig, A., and Riebesell, U.: Arctic microbial community dynamics influenced by elevated CO₂ levels, *Biogeosciences*, 10, 719–731, doi:10.5194/bg-10-719-2013, 2013.

Cadule, P., Friedlingstein, P., Bopp, L., Sitch, S., Jones, C. D., Ciais, P., Piao, S. L., and Peylin, P.: Benchmarking coupled climate–carbon models against long-term atmospheric CO₂ measurements, *Global Biogeochem. Cy.*, 24, GB2016, doi:10.1029/2009GB003556, 2010.

Caldeira, K. and Wickett, M. E.: Oceanography: anthropogenic carbon and ocean pH, *Nature*, 425, 365, doi:10.1038/425365a, 2003.

Callendar, G. S.: The artificial production of carbon dioxide and its influence on temperature, *Q. J. Roy. Meteorol. Soc.*, 64, 223–240, doi:10.1002/qj.49706427503, 1938.

Canadell, J. G., Le Quéré, C., Raupach, M. R., Field, C. B., Buitenhuis, E. T., Ciais, P., Conway, T. J., Gillett, N. P., Houghton, R. A., and Marland, G.: Contributions to accelerating atmospheric CO₂ growth from economic activity, carbon intensity, and efficiency of natural sinks, *Proc. Natl. Acad. Sci. USA*, 104, 18866–18870, doi:10.1073/pnas.0702737104, 2007.

The ocean carbon sink – impacts, vulnerabilities, and challenges

C. Heinze et al.

Title Page

Abstract

Introduction

Conclusions

References

Tables

Figures



Back

Close

Full Screen / Esc

Printer-friendly Version

Interactive Discussion



Carlson, C. A.: Production and removal processes, in: Biogeochemistry of Marine Dissolved Organic Matter, edited by: Hansell, D. and Carlson, C., Academic Press, San Diego, California, 91–152, 2002.

Carpenter, L. J., Archer, S. D., and Beale, R.: Ocean–atmosphere trace gas exchange, *Chem. Soc. Rev.*, 41, 6473–6506, doi:10.1039/C2CS35121H, 2012.

Ciais, P., Sabine, C., Bala, G., Bopp, L., Brovkin, V., Canadell, J., Chhabra, A., DeFries, R., Galloway, J., Heimann, M., Jones, C., Le Quéré, C., Myneni, R., Piao, S., and Thornton, P.: Carbon and other biogeochemical cycles, in: *Climate Change 2013: The Physical Science Basis Contribution of Working Group I to the Fifth Assessment Report of the Intergovernmental Panel on Climate Change*, edited by: Stocker, T., Qin, D., Plattner, G.-K., Tignor, M., Allen, S., Boschung, J., Nauels, A., Xia, Y., Bex, V., and Midgley, P., Cambridge University Press, Cambridge, UK and New York, NY, USA, 465–570, 2013.

Cocco, V., Joos, F., Steinacher, M., Frölicher, T. L., Bopp, L., Dunne, J., Gehlen, M., Heinze, C., Orr, J., Oschlies, A., Schneider, B., Segschneider, J., and Tjiputra, J.: Oxygen and indicators of stress for marine life in multi-model global warming projections, *Biogeosciences*, 10, 1849–1868, doi:10.5194/bg-10-1849-2013, 2013.

Collins, M., Knutti, R., Arblaster, J., Dufresne, J.-L., Fichetef, T., Friedlingstein, P., Gao, X., Gutowski, W. J., Johns, T., Krinner, G., Shongwe, M., Tebaldi, C., Weaver, A. J., and Wehner, M.: Long-term climate change: projections, commitments and irreversibility, in: *Climate Change 2013: The Physical Science Basis Contribution of Working Group I to the Fifth Assessment Report of the Intergovernmental Panel on Climate Change*, edited by: Stocker, T., Qin, D., Plattner, G.-K., Tignor, M., Allen, S., Boschung, J., Nauels, A., Xia, Y., Bex, V., and Midgley, P., Cambridge University Press, Cambridge, UK and New York, NY, USA, 1029–1136, 2013.

Connell, S. D., Kroeker, K. J., Fabricius, K. E., Kline, D. I., and Russell, B. D.: The other ocean acidification problem: CO₂ as a resource among competitors for ecosystem dominance, *Philos. T. Roy. Soc. Lond. B*, 368, 20120442, doi:10.1098/rstb.2012.0442, 2013.

Corbière, A., Metzl, N., Reverdin, G., Brunet, C., and Takahashi, T.: Interannual and decadal variability of the oceanic carbon sink in the North Atlantic subpolar gyre, *Tellus B*, 59, 168–178, doi:10.1111/j.1600-0889.2006.00232.x, 2007.

Cox, P. M., Pearson, D., Booth, B. B., Friedlingstein, P., Huntingford, C., Jones, C. D., and Luke, C. M.: Sensitivity of tropical carbon to climate change constrained by carbon dioxide variability, *Nature*, 494, 341–344, doi:10.1038/nature11882, 2013.

The ocean carbon sink – impacts, vulnerabilities, and challenges

C. Heinze et al.

Title Page

Abstract

Introduction

Conclusions

References

Tables

Figures



Back

Close

Full Screen / Esc

Printer-friendly Version

Interactive Discussion



Crutzen, P. J.: Geology of mankind, *Nature*, 415, 23, doi:10.1038/415023a, 2002.

Degens, E. T., Kempe, S., and Spitz, A.: Carbon dioxide: a biogeochemical portrait, in: *The Handbook of Environmental Chemistry: the Natural Environment and the Biogeochemical Cycles*, edited by: Hutzinger, O., Springer, Berlin, Heidelberg, 127–215, 1984.

Druffel, E. R. M., Williams, P. M., Bauer, J. E., and Ertel, J. R.: Cycling of dissolved and particulate organic matter in the open ocean, *J. Geophys. Res.-Oceans*, 97, 15639–15659, doi:10.1029/92JC01511, 1992.

Duce, R. A., LaRoche, J., Altieri, K., Arrigo, K. R., Baker, A. R., Capone, D. G., Cornell, S., Dentener, F., Galloway, J., Ganeshram, R. S., Geider, R. J., Jickells, T., Kuypers, M. M., Langlois, R., Liss, P. S., Liu, S. M., Middelburg, J. J., Moore, C. M., Nickovic, S., Oschlies, A., Pedersen, T., Prospero, J., Schlitzer, R., Seitzinger, S., Sorensen, L. L., Uematsu, M., Ulloa, O., Voss, M., Ward, B., and Zamora, L.: Impacts of atmospheric anthropogenic nitrogen on the open ocean, *Science*, 320, 893–897, doi:10.1126/science.1150369, 2008.

Dupont, S. and Pörtner, H.: Marine science: get ready for ocean acidification, *Nature*, 498, 429, doi:10.1038/498429a, 2013.

Dupont, S., Ortega-Martínez, O., and Thorndyke, M.: Impact of near-future ocean acidification on echinoderms, *Ecotoxicology*, 19, 449–462, doi:10.1007/s10646-010-0463-6, 2010.

Dupont, S., Dorey, N., Stumpp, M., Melzner, F., and Thorndyke, M.: Long-term and trans-life-cycle effects of exposure to ocean acidification in the green sea urchin *Strongylocentrotus droebachiensis*, *Mar. Biol.*, 160, 1835–1843, doi:10.1007/s00227-012-1921-x, 2013.

Dymond, J. and Lyle, M.: Flux comparisons between sediments and sediment traps in the eastern tropical Pacific: implications for atmospheric CO₂ variations during the Pleistocene, *Limnol. Oceanogr.*, 30, 699–712, doi, 1985.

Einsele, G., Yan, J., and Hinderer, M.: Atmospheric carbon burial in modern lake basins and its significance for the global carbon budget, *Global Planet. Change*, 30, 167–195, doi:10.1016/S0921-8181(01)00105-9, 2001.

Etheridge, D. M., Steele, L. P., Langenfelds, R. L., Francey, R. J., Barnola, J.-M., and Morgan, V. I.: Law dome atmospheric CO₂ data, Data Contribution Series #2001-083, IGBP PAGES/World Data Center for Paleoclimatology, Boulder, CO, USA, 2001.

Fabricius, K. E., Langdon, C., Uthicke, S., Humphrey, C., Noonan, S., De'ath, G., Okazaki, R., Muehllehner, N., Glas, M. S., and Lough, J. M.: Losers and winners in coral reefs acclimatized to elevated carbon dioxide concentrations, *Nat. Clim. Change*, 1, 165–169, doi:10.1038/nclimate1122, 2011.

- Fabry, V., Seibel, B., Feely, R., and Orr, J.: Impacts of ocean acidification on marine fauna and ecosystem processes, *ICES J. Mar. Sci.*, 65, 414–432, doi:10.1093/icesjms/fsn048, 2008.
- Falkowski, P., Scholes, R. J., Boyle, E., Canadell, J., Canfield, D., Elser, J., Gruber, N., Hibbard, K., Högberg, P., Linder, S., Mackenzie, F. T., Moore III, B., Pedersen, T., Rosenthal, Y., Seitzinger, S., Smetacek, V., and Steffen, W.: The global carbon cycle: a test of our knowledge of Earth as a system, *Science*, 290, 291–296, doi:10.1126/science.290.5490.291, 2000.
- Farrell, J. W. and Prell, W. L.: Climatic change and CaCO₃ preservation: an 800,000 year bathymetric reconstruction from the central equatorial Pacific Ocean, *Paleoceanography*, 4, 447–466, doi:10.1029/PA004i004p00447, 1989.
- Feely, R. A., Wanninkhof, R., Takahashi, T., and Tans, P.: Influence of El Niño on the equatorial Pacific contribution to atmospheric CO₂ accumulation, *Nature*, 398, 597–601, doi:10.1038/19273, 1999.
- Feely, R. A., Sabine, C. L., Lee, K., Berelson, W., Kleypas, J., Fabry, V. J., and Millero, F. J.: Impact of anthropogenic CO₂ on the CaCO₃ system in the oceans, *Science*, 305, 362–366, doi:10.1126/science.1097329, 2004.
- Feely, R. A., Takahashi, T., Wanninkhof, R., McPhaden, M. J., Cosca, C. E., Sutherland, S. C., and Carr, M.-E.: Decadal variability of the air–sea CO₂ fluxes in the equatorial Pacific Ocean, *J. Geophys. Res.-Oceans*, 111, C08S90, doi:10.1029/2005JC003129, 2006.
- Feely, R. A., Sabine, C. L., Hernandez-Ayon, J. M., Janson, D., and Hales, B.: Evidence for upwelling of corrosive “acidified” water onto the continental shelf, *Science*, 320, 1490–1492, doi:10.1126/science.1155676, 2008.
- Feely, R. A., Doney, S. C., and Cooley, S. R.: Ocean acidification: present conditions and future changes in a high-CO₂ world, *Oceanography*, 22, 36–47, doi:10.5670/oceanog.2009.95, 2009.
- Fenchel, T.: The microbial loop – 25 years later, *J. Exp. Mar. Biol. Ecol.*, 366, 99–103, doi:10.1016/j.jembe.2008.07.013, 2008.
- Fiedler, B., Fietzek, P., Vieira, N., Silva, P., Bittig, H. C., and Körtzinger, A.: In situ CO₂ and O₂ measurements on a profiling float, *J. Atmos. Ocean. Tech.*, 30, 112–126, doi:10.1175/JTECH-D-12-00043.1, 2013.
- Flato, G., Marotzke, J., Abiodun, B., Braconnot, P., Chou, S. C., Collins, W., Cox, P., Driouech, F., Emori, S., Eyring, V., Forest, C., Gleckler, P., Guilyardi, E., Jakob, C., Kattsov, V., Reason, C., and Rummukainen, M.: Evaluation of climate models, in: *Climate Change 2013: The Phys-*

The ocean carbon sink – impacts, vulnerabilities, and challenges

C. Heinze et al.

Title Page

Abstract

Introduction

Conclusions

References

Tables

Figures

◀

▶

◀

▶

Back

Close

Full Screen / Esc

Printer-friendly Version

Interactive Discussion



The ocean carbon sink – impacts, vulnerabilities, and challenges

C. Heinze et al.

Title Page

Abstract

Introduction

Conclusions

References

Tables

Figures

◀

▶

◀

▶

Back

Close

Full Screen / Esc

Printer-friendly Version

Interactive Discussion



ical Science Basis Contribution of Working Group I to the Fifth Assessment Report of the Intergovernmental Panel on Climate Change, edited by: Stocker, T., Qin, D., Plattner, G.-K., Tignor, M., Allen, S., Boschung, J., Nauels, A., Xia, Y., Bex, V., and Midgley, P., Cambridge University Press, Cambridge, UK and New York, NY, USA, 741–866, 2013.

- 5 Frankignoulle, M., Canon, C., and Gattuso, J.-P.: Marine calcification as a source of carbon dioxide: positive feedback of increasing atmospheric CO₂, *Limnol. Oceanogr.*, 39, 458–462, 1994.
- Freing, A., Wallace, D. W. R., and Bange, H. W.: Global oceanic production of nitrous oxide, *Philos. T. Roy. Soc. Lond. B*, 367, 1245–1255, doi:10.1098/rstb.2011.0360, 2012.
- 10 Friedlingstein, P., Cox, P., Betts, R., Bopp, L., von Bloh, W., Brovkin, V., Cadule, P., Doney, S., Eby, M., Fung, I., Bala, G., John, J., Jones, C., Joos, F., Kato, T., Kawamiya, M., Knorr, W., Lindsay, K., Matthews, H. D., Raddatz, T., Rayner, P., Reick, C., Roeckner, E., Schnitzler, K. G., Schnur, R., Strassmann, K., Weaver, A. J., Yoshikawa, C., and Zeng, N.: Climate–carbon cycle feedback analysis: results from the C⁴MIP model intercomparison, *J. Climate*, 19, 3337–3353, doi:10.1175/JCLI3800.1, 2006.
- 15 Friis, K., Körtzinger, A., Pätsch, J., and Wallace, D. W. R.: On the temporal increase of anthropogenic CO₂ in the subpolar North Atlantic, *Deep-Sea Res. Pt. I*, 52, 681–698, doi:10.1016/j.dsr.2004.11.017, 2005.
- Garbe, C. S., Rutgersson, A., Boutin, J., Leeuw, G. d., Delille, B., Fairall, C. W., Gruber, N., Hare, J., Ho, D. T., Johnson, M. T., Nightingale, P. D., Pettersson, H., Piskozub, J., Sahle'e, E., Tsai, W.-T., Ward, B., Woolf, D. K., and Zappa, C. J.: Transfer across the air–sea interface, in: *Ocean–Atmosphere Interactions of Gases and Particles*, edited by: Liss, P. S. and Johnson, M. T., Springer, Berlin, Heidelberg, 55–112, 2014.
- Gattuso, J.-P., and Hansson, L.: *Ocean acidification*, Oxford University Press, New York, 326 pp., 2011.
- 25 Gazeau, F., Quiblier, C., Jansen, J. M., Gattuso, J.-P., Middelburg, J. J., and Heip, C. H. R.: Impact of elevated CO₂ on shellfish calcification, *Geophys. Res. Lett.*, 34, L07603, doi:10.1029/2006GL028554, 2007.
- Gehlen, M., Bopp, L., Emprin, N., Aumont, O., Heinze, C., and Ragueneau, O.: Reconciling surface ocean productivity, export fluxes and sediment composition in a global biogeochemical ocean model, *Biogeosciences*, 3, 521–537, doi:10.5194/bg-3-521-2006, 2006.
- 30

The ocean carbon sink – impacts, vulnerabilities, and challenges

C. Heinze et al.

Title Page

Abstract

Introduction

Conclusions

References

Tables

Figures



Back

Close

Full Screen / Esc

Printer-friendly Version

Interactive Discussion



Gorham, E., Lehman, C., Dyke, A., Clymo, D., and Janssens, J.: Long-term carbon sequestration in North American peatlands, *Quaternary Sci. Rev.*, 58, 77–82, doi:10.1016/j.quascirev.2012.09.018, 2012.

Gross, M.: Plastic waste is all at sea, *Curr. Biol.*, 23, R135–R137, doi:10.1016/j.cub.2013.01.070, 2013.

Gruber, N., Sarmiento, J. L., and Stocker, T. F.: An improved method for detecting anthropogenic CO₂ in the oceans, *Global Biogeochem. Cy.*, 10, 809–837, doi:10.1029/96GB01608, 1996.

Gruber, N., Doney, S., Emerson, S., Gilbert, D., Kobayashi, T., Körtzinger, A., Johnson, G., Johnson, K., Riser, S., and Ulloa, O.: Adding oxygen to Argo: developing a global in-situ observatory for ocean deoxygenation and biogeochemistry, in: *Proceedings of OceanObs'09: Sustained Ocean Observations and Information for Society*, Venice, Italy, 21–25 September 2009, ESA Publication WPP-306, edited by: Hall, J., Harrison, D., and Stammer, D., doi:10.5270/OceanObs09.cwp.39, 2010.

Gruber, N., Lachkar, Z., Frenzel, H., Marchesiello, P., Münnich, M., McWilliams, J. C., Nagai, T., and Plattner, G.-K.: Eddy-induced reduction of biological production in eastern boundary upwelling systems, *Nat. Geosci.*, 4, 787–792, doi:10.1038/ngeo1273, 2011.

Guinotte, J. M. and Fabry, V. J.: Ocean acidification and its potential effects on marine ecosystems, *Ann. NY Acad. Sci.*, 1134, 320–342, doi:10.1196/annals.1439.013, 2008.

Hall, T. M., Haine, T. W. N., and Waugh, D. W.: Inferring the concentration of anthropogenic carbon in the ocean from tracers, *Global Biogeochem. Cy.*, 16, 1131, doi:10.1029/2001GB001835, 2002.

Hall-Spencer, J. M., Rodolfo-Metalpa, R., Martin, S., Ransome, E., Fine, M., Turner, S. M., Rowley, S. J., Tedesco, D., and Buia, M.-C.: Volcanic carbon dioxide vents show ecosystem effects of ocean acidification, *Nature*, 454, 96–99, doi:10.1038/nature07051, 2008.

Haugan, P. M. and Drange, H.: Effects of CO₂ on the ocean environment, *Energ. Convers. Manage.*, 37, 1019–1022, doi:10.1016/0196-8904(95)00292-8, 1996.

Heinze, C.: Assessing the importance of the Southern Ocean for natural atmospheric pCO₂ variations with a global biogeochemical general circulation model, *Deep-Sea Res. Pt. II*, 49, 3105–3125, doi:10.1016/S0967-0645(02)00074-7, 2002.

Heinze, C. and Gehlen, M.: Modelling ocean biogeochemical processes and resulting tracer distributions, in: *Ocean Circulation and Climate*, edited by: Siedler, G., Griffies, S., Gould, J., and Church, J., 2nd Edn., chap. 26, Academic Press, Oxford, UK, 667–694, 2013.

The ocean carbon sink – impacts, vulnerabilities, and challenges

C. Heinze et al.

Title Page

Abstract

Introduction

Conclusions

References

Tables

Figures



Back

Close

Full Screen / Esc

Printer-friendly Version

Interactive Discussion



Heinze, C., Kriest, I., and Maier-Reimer, E.: Age offsets among different biogenic and lithogenic components of sediment cores revealed by numerical modeling, *Paleoceanography*, 24, PA4214, doi:10.1029/2008PA001662, 2009.

Henson, S. A., Sanders, R., and Madsen, E.: Global patterns in efficiency of particulate organic carbon export and transfer to the deep ocean, *Global Biogeochem. Cy.*, 26, GB1028, doi:10.1029/2011GB004099, 2012.

Hoegh-Guldberg, O., Mumby, P. J., Hooten, A. J., Steneck, R. S., Greenfield, P., Gomez, E., Harvell, C. D., Sale, P. F., Edwards, A. J., Caldeira, K., Knowlton, N., Eakin, C. M., Iglesias-Prieto, R., Muthiga, N., Bradbury, R. H., Dubi, A., and Hatziolos, M. E.: Coral reefs under rapid climate change and ocean acidification, *Science*, 318, 1737–1742, doi:10.1126/science.1152509, 2007.

Hoffman, F. M., Randerson, J. T., Arora, V. K., Bao, Q., Cadule, P., Ji, D., Jones, C. D., Kawamiya, M., Khatiwala, S., Lindsay, K., Obata, A., Shevliakova, E., Six, K. D., Tjiputra, J. F., Volodin, E. M., and Wu, T.: Causes and implications of persistent atmospheric carbon dioxide biases in Earth System Models, *J. Geophys. Res.-Biogeosci.*, 119, 141–162, doi:10.1002/2013JG002381, 2014.

Houghton, R. A.: The annual net flux of carbon to the atmosphere from changes in land use 1850–1990, *Tellus B*, 51, 298–313, doi:10.1034/j.1600-0889.1999.00013.x, 1999.

Ilyina, T., Zeebe, R. E., Maier-Reimer, E., and Heinze, C.: Early detection of ocean acidification effects on marine calcification, *Global Biogeochem. Cy.*, 23, GB1008, doi:10.1029/2008GB003278, 2009.

Ilyina, T., Six, K. D., Segschneider, J., Maier-Reimer, E., Li, H., and Núñez-Riboni, I.: Global ocean biogeochemistry model HAMOCC: model architecture and performance as component of the MPI-Earth system model in different CMIP5 experimental realizations, *J. Adv. Model. Earth Syst.*, 5, 287–315, doi:10.1029/2012MS000178, 2013.

Ishii, M., Inoue, H. Y., Midorikawa, T., Saito, S., Tokieda, T., Sasano, D., Nakadate, A., Nemoto, K., Metzl, N., Wong, C. S., and Feely, R. A.: Spatial variability and decadal trend of the oceanic CO₂ in the western equatorial Pacific warm/fresh water, *Deep-Sea Res. Pt. II*, 56, 591–606, doi:10.1016/j.dsr2.2009.01.002, 2009.

Jahnke, R. A.: The global ocean flux of particulate organic carbon: areal distribution and magnitude, *Global Biogeochem. Cy.*, 10, 71–88, doi:10.1029/95GB03525, 1996.

Jiang, Z.-P., Hydes, D. J., Tyrrell, T., Hartman, S. E., Hartman, M. C., Dumousseaud, C., Padin, X. A., Skjelvan, I., and González-Pola, C.: Key controls on the seasonal and inter-

The ocean carbon sink – impacts, vulnerabilities, and challenges

C. Heinze et al.

Title Page

Abstract

Introduction

Conclusions

References

Tables

Figures



Back

Close

Full Screen / Esc

Printer-friendly Version

Interactive Discussion



annual variations of the carbonate system and air–sea CO₂ flux in the Northeast Atlantic (Bay of Biscay), *J. Geophys. Res.-Oceans*, 118, 785–800, doi:10.1002/jgrc.20087, 2013.

Johnson, K. S., Riser, S. C., and Karl, D. M.: Nitrate supply from deep to near-surface waters of the North Pacific subtropical gyre, *Nature*, 465, 1062–1065, doi:10.1038/nature09170, 2010.

Joint, I., Doney, S. C., and Karl, D. M.: Will ocean acidification affect marine microbes?, *ISME J.*, 5, 1–7, doi:10.1038/ismej.2010.79, 2011.

Jones, C., Robertson, E., Arora, V., Friedlingstein, P., Shevliakova, E., Bopp, L., Brovkin, V., Hajima, T., Kato, E., Kawamiya, M., Liddicoat, S., Lindsay, K., Reick, C. H., Roelandt, C., Segschneider, J., and Tjiputra, J.: Twenty-first-century compatible CO₂ emissions and air-borne fraction simulated by CMIP5 Earth System Models under four representative concentration pathways, *J. Climate*, 26, 4398–4413, doi:10.1175/JCLI-D-12-00554.1, 2013.

Joos, F., Roth, R., Fuglestedt, J. S., Peters, G. P., Enting, I. G., von Bloh, W., Brovkin, V., Burke, E. J., Eby, M., Edwards, N. R., Friedrich, T., Frölicher, T. L., Halloran, P. R., Holden, P. B., Jones, C., Kleinen, T., Mackenzie, F. T., Matsumoto, K., Meinshausen, M., Plattner, G.-K., Reisinger, A., Segschneider, J., Shaffer, G., Steinacher, M., Strassmann, K., Tanaka, K., Timmermann, A., and Weaver, A. J.: Carbon dioxide and climate impulse response functions for the computation of greenhouse gas metrics: a multi-model analysis, *Atmos. Chem. Phys.*, 13, 2793–2825, doi:10.5194/acp-13-2793-2013, 2013.

Kattge, J., Díaz, S., Lavorel, S., Prentice, I. C., Leadley, P., Bönisch, G., Garnier, E., Westoby, M., Reich, P. B., Wright, I. J., Cornelissen, J. H. C., Violle, C., Harrison, S. P., Van Bodegom, P. M., Reichstein, M., Enquist, B. J., Soudzilovskaia, N. A., Ackerly, D. D., Anand, M., Atkin, O., Bahn, M., Baker, T. R., Baldocchi, D., Bekker, R., Blanco, C. C., Blonder, B., Bond, W. J., Bradstock, R., Bunker, D. E., Casanoves, F., Cavender-Bares, J., Chambers, J. Q., Chapin III, F. S., Chave, J., Coomes, D., Cornwell, W. K., Craine, J. M., Dobrin, B. H., Duarte, L., Durka, W., Elser, J., Esser, G., Estiarte, M., Fagan, W. F., Fang, J., Fernández-Méndez, F., Fidelis, A., Finegan, B., Flores, O., Ford, H., Frank, D., Freschet, G. T., Fyllas, N. M., Gallagher, R. V., Green, W. A., Gutierrez, A. G., Hickler, T., Higgins, S. I., Hodgson, J. G., Jalili, A., Jansen, S., Joly, C. A., Kerkhoff, A. J., Kirkup, D., Kitajima, K., Kleyer, M., Klotz, S., Knops, J. M. H., Kramer, K., Kühn, I., Kurokawa, H., Laughlin, D., Lee, T. D., Leishman, M., Lens, F., Lenz, T., Lewis, S. L., Lloyd, J., Llusià, J., Louault, F., Ma, S., Mahecha, M. D., Manning, P., Massad, T., Medlyn, B. E., Messier, J., Moles, A. T., Müller, S. C., Nadrowski, K., Naeem, S., Niinemets, Ü., Nöllert, S., Nüske, A., Ogaya, R., Oleksyn, J., Onipchenko, V. G., Onoda, Y., Ordóñez, J., Overbeck, G., Ozinga, W. A.,

The ocean carbon sink – impacts, vulnerabilities, and challenges

C. Heinze et al.

Title Page

Abstract

Introduction

Conclusions

References

Tables

Figures



Back

Close

Full Screen / Esc

Printer-friendly Version

Interactive Discussion

Patiño, S., Paula, S., Pausas, J. G., Penuelas, J., Phillips, O. L., Pillar, V., Poorter, H., Poorter, L., Poschlod, P., Prinzing, A., Proulx, R., Rammig, A., Reinsch, S., Reu, B., Sack, L., Salgado-Negret, B., Sardans, J., Shiodera, S., Shipley, B., Siefert, A., Sosinski, E., Sousana, J. F., Swaine, E., Swenson, N., Thompson, K., Thornton, P., Waldram, M., Weiher, E., White, M., White, S., Wright, S. J., Yguel, B., Zaehle, S., Zanne, A. E., and Wirth, C.: TRY – a global database of plant traits, *Global Change Biol.*, 17, 2905–2935, doi:10.1111/j.1365-2486.2011.02451.x, 2011.

Keeling, C. D., Piper, S. C., Bacastow, R. B., Wahlen, M., Whorf, T. P., Heimann, M., and Meijer, H. A.: Exchanges of Atmospheric CO₂ and ¹³CO₂ with the Terrestrial Biosphere and Oceans from 1978 to 2000, I. Global Aspects, SIO Reference, Scripps Institution of Oceanography, UC San Diego, 01–06, 1–28, 2001.

Keeling, R. F., Piper, S. C., and Heimann, M.: Global and hemispheric CO₂ sinks deduced from changes in atmospheric O₂ concentration, *Nature*, 381, 218–221, doi:10.1038/381218a0, 1996.

Keeling, R. F., Körtzinger, A., and Gruber, N.: Ocean deoxygenation in a warming world, *Annu. Rev. Mar. Sci.*, 2, 199–229, doi:10.1146/annurev.marine.010908.163855, 2010.

Keeling, R. F., Walker, S. J., Piper, S. C., and Bollenbacher, A. F.: Weekly average baseline air CO₂ data. Atmospheric CO₂ concentrations (ppm) derived from in situ air measurements at Mauna Loa, Observatory, Hawaii, Scripps Institution of Oceanography (SIO), U. o. C., La Jolla, California, USA, 2013.

Key, R. M., Kozyr, A., Sabine, C. L., Lee, K., Wanninkhof, R., Bullister, J. L., Feely, R. A., Millero, F. J., Mordy, C., and Peng, T. H.: A global ocean carbon climatology: results from Global Data Analysis Project (GLODAP), *Global Biogeochem. Cy.*, 18, GB4031, doi:10.1029/2004GB002247, 2004.

Key, R. M., Tanhua, T., Olsen, A., Hoppema, M., Jutterström, S., Schirnack, C., van Heuven, S., Kozyr, A., Lin, X., Velo, A., Wallace, D. W. R., and Mintrop, L.: The CARINA data synthesis project: introduction and overview, *Earth Syst. Sci. Data*, 2, 105–121, doi:10.5194/essd-2-105-2010, 2010.

Khatiwala, S., Primeau, F., and Hall, T.: Reconstruction of the history of anthropogenic CO₂ concentrations in the ocean, *Nature*, 462, 346–349, doi:10.1038/nature08526, 2009.

Khatiwala, S., Tanhua, T., Mikaloff Fletcher, S., Gerber, M., Doney, S. C., Graven, H. D., Gruber, N., McKinley, G. A., Murata, A., Ríos, A. F., and Sabine, C. L.: Global ocean storage

The ocean carbon sink – impacts, vulnerabilities, and challenges

C. Heinze et al.

Title Page

Abstract

Introduction

Conclusions

References

Tables

Figures



Back

Close

Full Screen / Esc

Printer-friendly Version

Interactive Discussion

of anthropogenic carbon, *Biogeosciences*, 10, 2169–2191, doi:10.5194/bg-10-2169-2013, 2013.

Klaas, C. and Archer, D. E.: Association of sinking organic matter with various types of mineral ballast in the deep sea: implications for the rain ratio, *Global Biogeochem. Cy.*, 16, 1116, doi:10.1029/2001GB001765, 2002.

Kleypas, J. A., Buddemeier, R. W., Archer, D., Gattuso, J.-P., Langdon, C., and Opdyke, B. N.: Geochemical consequences of increased atmospheric carbon dioxide on coral reefs, *Science*, 284, 118–120, doi:10.1126/science.284.5411.118, 1999.

Kroeker, K. J., Kordas, R. L., Crim, R., Hendriks, I. E., Ramajo, L., Singh, G. S., Duarte, C. M., and Gattuso, J.-P.: Impacts of ocean acidification on marine organisms: quantifying sensitivities and interaction with warming, *Glob. Change Biol.*, 19, 1884–1896, doi:10.1111/gcb.12179, 2013.

Langer, G., Geisen, M., Baumann, K.-H., Kläs, J., Riebesell, U., Thoms, S., and Young, J. R.: Species-specific responses of calcifying algae to changing seawater carbonate chemistry, *Geochem. Geophys. Geos.*, 7, Q09006, doi:10.1029/2005GC001227, 2006.

Le Quéré, C., Harrison, S. P., Colin Prentice, I., Buitenhuis, E. T., Aumont, O., Bopp, L., Claustre, H., Cotrim Da Cunha, L., Geider, R., Giraud, X., Klaas, C., Kohfeld, K. E., Legendre, L., Manizza, M., Platt, T., Rivkin, R. B., Sathyendranath, S., Uitz, J., Watson, A. J., and Wolf-Gladrow, D.: Ecosystem dynamics based on plankton functional types for global ocean biogeochemistry models, *Global Change Biol.*, 11, 2016–2040, doi:10.1111/j.1365-2486.2005.1004.x, 2005.

Le Quéré, C., Rödenbeck, C., Buitenhuis, E. T., Conway, T. J., Langenfelds, R., Gomez, A., Labuschagne, C., Ramonet, M., Nakazawa, T., Metz, N., Gillett, N., and Heimann, M.: Saturation of the Southern Ocean CO₂ sink due to recent climate change, *Science*, 316, 1735–1738, doi:10.1126/science.1136188, 2007.

Le Quéré, C., Andres, R. J., Boden, T., Conway, T., Houghton, R. A., House, J. I., Marland, G., Peters, G. P., van der Werf, G. R., Ahlström, A., Andrew, R. M., Bopp, L., Canadell, J. G., Ciais, P., Doney, S. C., Enright, C., Friedlingstein, P., Huntingford, C., Jain, A. K., Jourdain, C., Kato, E., Keeling, R. F., Klein Goldewijk, K., Levis, S., Levy, P., Lomas, M., Poulter, B., Raupach, M. R., Schwinger, J., Sitch, S., Stocker, B. D., Viovy, N., Zaehle, S., and Zeng, N.: The global carbon budget 1959–2011, *Earth Syst. Sci. Data*, 5, 165–185, doi:10.5194/essd-5-165-2013, 2013.

The ocean carbon sink – impacts, vulnerabilities, and challenges

C. Heinze et al.

[Title Page](#)
[Abstract](#)
[Introduction](#)
[Conclusions](#)
[References](#)
[Tables](#)
[Figures](#)
[Back](#)
[Close](#)
[Full Screen / Esc](#)
[Printer-friendly Version](#)
[Interactive Discussion](#)


- Le Quéré, C., Peters, G. P., Andres, R. J., Andrew, R. M., Boden, T. A., Ciais, P., Friedlingstein, P., Houghton, R. A., Marland, G., Moriarty, R., Sitch, S., Tans, P., Arneeth, A., Arvanitis, A., Bakker, D. C. E., Bopp, L., Canadell, J. G., Chini, L. P., Doney, S. C., Harper, A., Harris, I., House, J. I., Jain, A. K., Jones, S. D., Kato, E., Keeling, R. F., Klein Goldewijk, K., Körtzinger, A., Koven, C., Lefèvre, N., Maignan, F., Omar, A., Ono, T., Park, G.-H., Pfeil, B., Poulter, B., Raupach, M. R., Regnier, P., Rödenbeck, C., Saito, S., Schwinger, J., Segschneider, J., Stocker, B. D., Takahashi, T., Tilbrook, B., van Heuven, S., Viovy, N., Wanninkhof, R., Wiltshire, A., and Zaehle, S.: Global carbon budget 2013, *Earth Syst. Sci. Data*, 6, 235–263, doi:10.5194/essd-6-235-2014, 2014.
- Lee, C., Wakeham, S., and Arnosti, C.: Particulate organic matter in the sea: the composition conundrum, *Ambio*, 33, 565–575, doi:10.2307/4315547, 2004.
- Lefèvre, N., Caniaux, G., Janicot, S., and Gueye, A. K.: Increased CO₂ outgassing in February–May 2010 in the tropical Atlantic following the 2009 Pacific El Niño, *J. Geophys. Res.-Oceans*, 118, 1645–1657, doi:10.1002/jgrc.20107, 2013.
- Leinen, M., Cwienk, D., Heath, G. R., Biscaye, P. E., Kolla, V., Thiede, J., and Dauphin, J. P.: Distribution of biogenic silica and quartz in recent deep-sea sediments, *Geology*, 14, 199–203, doi:10.1130/0091-7613(1986)14<199:dobsaq>2.0.co;2, 1986.
- Lenton, A., Codron, F., Bopp, L., Metzl, N., Cadule, P., Tagliabue, A., and Le Sommer, J.: Stratospheric ozone depletion reduces ocean carbon uptake and enhances ocean acidification, *Geophys. Res. Lett.*, 36, L12606, doi:10.1029/2009GL038227, 2009.
- Lenton, A., Tilbrook, B., Law, R. M., Bakker, D., Doney, S. C., Gruber, N., Ishii, M., Hoppema, M., Lovenduski, N. S., Matear, R. J., McNeil, B. I., Metzl, N., Mikaloff Fletcher, S. E., Monteiro, P. M. S., Rödenbeck, C., Sweeney, C., and Takahashi, T.: Sea–air CO₂ fluxes in the Southern Ocean for the period 1990–2009, *Biogeosciences*, 10, 4037–4054, doi:10.5194/bg-10-4037-2013, 2013.
- Liu, J., Weinbauer, M., Maier, C., Dai, M., and Gattuso, J.: Effect of ocean acidification on microbial diversity and on microbe-driven biogeochemistry and ecosystem functioning, *Aquat. Microb. Ecol.*, 61, 291–305, doi:10.3354/ame01446, 2010a.
- Liu, K., Atkinson, L., Quiñones, R., and Talaue-McManus, L.: Carbon and Nutrient Fluxes in Continental Margins. A Global Synthesis, Springer, Berlin, Heidelberg, 741 pp., 2010b.
- Loeng, H., Brander, K., Carmack, E., Denisenko, S., Drinkwater, K., Hansen, B., Kovacs, K., Livingston, P., McLaughlin, F., and Sakshaug, E.: Marine systems, in: Arctic Climate Impact Assessment: ACIA Overview report, ch. 9, Cambridge University Press, 454–538, 2005.

The ocean carbon sink – impacts, vulnerabilities, and challenges

C. Heinze et al.

[Title Page](#)
[Abstract](#)
[Introduction](#)
[Conclusions](#)
[References](#)
[Tables](#)
[Figures](#)




[Back](#)
[Close](#)
[Full Screen / Esc](#)
[Printer-friendly Version](#)
[Interactive Discussion](#)


- Maier-Reimer, E. and Hasselmann, K.: Transport and storage of CO₂ in the ocean – an inorganic ocean-circulation carbon cycle model, *Clim. Dynam.*, 2, 63–90, doi:10.1007/BF01054491, 1987.
- Mayorga, E., Seitzinger, S. P., Harrison, J. A., Dumont, E., Beusen, A. H. W., Bouwman, A. F., Fekete, B. M., Kroeze, C., and Dreht, G. V.: Global nutrient export from WaterSheds 2 (NEWS 2): model development and implementation, *Environ. Model. Softw.*, 25, 837–853, doi:10.1016/j.envsoft.2010.01.007, 2010.
- McClintock, J. B., Angus, R. A., McDonald, M. R., Amsler, C. D., Catledge, S. A., and Vohra, Y. K.: Rapid dissolution of shells of weakly calcified Antarctic benthic macroorganisms indicates high vulnerability to ocean acidification, *Antarct. Sci.*, 21, 449–456, doi:10.1017/S0954102009990198, 2009.
- McKinley, G. A., Fay, A. R., Takahashi, T., and Metzl, N.: Convergence of atmospheric and North Atlantic carbon dioxide trends on multidecadal timescales, *Nat. Geosci.*, 4, 606–610, doi:10.1038/ngeo1193, 2011.
- McNeil, B. I. and Matear, R. J.: Southern Ocean acidification: a tipping point at 450 ppm atmospheric CO₂, *P. Natl. Acad. Sci. USA.*, 105, 18860–18864, doi:10.1073/pnas.0806318105, 2008.
- Mearns, A. J., Reish, D. J., Oshida, P. S., Ginn, T., and Rempel-Hester, M. A.: Effects of pollution on marine organisms, *Water Environ. Res.*, 83, 1789–1852, doi:10.2175/106143011X13075599870171, 2011.
- Meehl, G. A., Stocker, T. F., Collins, W. D., Friedlingstein, P., Gaye, A. T., Gregory, J. M., Kitoh, A., Knutti, R., Murphy, J. M., Noda, A., Raper, S. C. B., Watterson, I. G., Weaver, A. J., and Zhao, Z.-C.: Global climate projections, in: *Climate Change 2007: the Physical Science Basis*, Contribution of Working Group I to the Fourth Assessment Report of the Intergovernmental Panel on Climate Change, edited by: Solomon, S., Qin, D., Manning, M., Chen, Z., Marquis, M., Averyt, K., Tignor, M., and Miller, H., Cambridge University Press, Cambridge, New York, 130–234, 2007.
- Menviel, L. and Joos, F.: Toward explaining the Holocene carbon dioxide and carbon isotope records: results from transient ocean carbon cycle–climate simulations, *Paleoceanography*, 27, PA1207, doi:10.1029/2011PA002224, 2012.
- Metzl, N.: Decadal increase of oceanic carbon dioxide in Southern Indian Ocean surface waters (1991–2007), *Deep-Sea Res. Pt. II*, 56, 607–619, doi:10.1016/j.dsr2.2008.12.007, 2009.

The ocean carbon sink – impacts, vulnerabilities, and challenges

C. Heinze et al.

Title Page

Abstract

Introduction

Conclusions

References

Tables

Figures



Back

Close

Full Screen / Esc

Printer-friendly Version

Interactive Discussion



- Mikaloff Fletcher, S. E., Gruber, N., Jacobson, A. R., Doney, S. C., Dutkiewicz, S., Gerber, M., Follows, M., Joos, F., Lindsay, K., Menemenlis, D., Mouchet, A., Müller, S. A., and Sarmiento, J. L.: Inverse estimates of anthropogenic CO₂ uptake, transport, and storage by the ocean, *Global Biogeochem. Cy.*, 20, GB2002, doi:10.1029/2005GB002530, 2006.
- 5 Mitchell, J. F., Budich, R., Jousaume, S., Lawrence, B., Marotzke, J., and ENES team: Infrastructure Strategy for the European Earth System Modelling Community 2012–2022, ENES, Hamburg, Germany, 2012.
- Mogollón, J. M., Dale, A. W., Fossing, H., and Regnier, P.: Timescales for the development of methanogenesis and free gas layers in recently-deposited sediments of Arkona Basin (Baltic Sea), *Biogeosciences*, 9, 1915–1933, doi:10.5194/bg-9-1915-2012, 2012.
- 10 Mucci, A.: The solubility of calcite and aragonite in seawater at various salinities, temperatures, and one atmosphere total pressure, *Am. J. Sci.*, 283, 780–799, doi:10.2475/ajs.283.7.780, 1983.
- Myhre, G., Shindell, D., Bréon, F.-M., Collins, W., Fuglestedt, J., Huang, J., Koch, D., Lamarque, J.-F., Lee, D., Mendoza, B., Nakajima, T., Robock, A., Stephens, G., Takemura, T., and Zhang, H.: Anthropogenic and natural radiative forcing, in: *Climate Change 2013: The Physical Science Basis Contribution of Working Group I to the Fifth Assessment Report of the Intergovernmental Panel on Climate Change*, edited by: Stocker, T., Qin, D., Plattner, G.-K., Tignor, M., Allen, S., Boschung, J., Nauels, A., Xia, Y., Bex, V., and Midgley, P., Cambridge University Press, Cambridge, UK and New York, NY, USA, 659–740, 2013.
- 20 Naqvi, S. W. A., Bange, H. W., Fariás, L., Monteiro, P. M. S., Scranton, M. I., and Zhang, J.: Marine hypoxia/anoxia as a source of CH₄ and N₂O, *Biogeosciences*, 7, 2159–2190, doi:10.5194/bg-7-2159-2010, 2010.
- Oeschger, H., Siegenthaler, U., Schotterer, U., and Gugelmann, A.: A box diffusion model to study the carbon dioxide exchange in nature, *Tellus*, 27, 168–192, doi:10.1111/j.2153-3490.1975.tb01671.x, 1975.
- 25 Olafsson, J., Olafsdottir, S. R., Benoit-Cattin, A., Danielsen, M., Arnarson, T. S., and Takahashi, T.: Rate of Iceland Sea acidification from time series measurements, *Biogeosciences*, 6, 2661–2668, doi:10.5194/bg-6-2661-2009, 2009.
- 30 Oliver, A. E., Newbold, L. K., Whiteley, A. S., and van der Gast, C. J.: Marine bacterial communities are resistant to elevated carbon dioxide levels, *Environ. Microbiol. Rep.*, 6, 574–582, doi:10.1111/1758-2229.12159, 2014.

The ocean carbon sink – impacts, vulnerabilities, and challenges

C. Heinze et al.

Title Page

Abstract

Introduction

Conclusions

References

Tables

Figures

◀

▶

◀

▶

Back

Close

Full Screen / Esc

Printer-friendly Version

Interactive Discussion



Oliver, K. I. C., Hoogakker, B. A. A., Crowhurst, S., Henderson, G. M., Rickaby, R. E. M., Edwards, N. R., and Elderfield, H.: A synthesis of marine sediment core $\delta^{13}\text{C}$ data over the last 150 000 years, *Clim. Past*, 6, 645–673, doi:10.5194/cp-6-645-2010, 2010.

Orr, J. C.: Recent and future changes in ocean carbonate chemistry, in: *Ocean Acidification*, chap. 3, edited by: Gattuso, J.-P. and Hansson, L., Oxford University Press, New York, 41–66, 2011.

Orr, J. C., Fabry, V. J., Aumont, O., Bopp, L., Doney, S. C., Feely, R. A., Gnanadesikan, A., Gruber, N., Ishida, A., Joos, F., Key, R. M., Lindsay, K., Maier-Reimer, E., Matear, R., Monfray, P., Mouchet, A., Najjar, R. G., Plattner, G.-K., Rodgers, K. B., Sabine, C. L., Sarmiento, J. L., Schlitzer, R., Slater, R. D., Totterdell, I. J., Weirig, M.-F., Yamanaka, Y., and Yool, A.: Anthropogenic ocean acidification over the twenty-first century and its impact on calcifying organisms, *Nature*, 437, 681–686, doi:10.1038/nature04095, 2005.

Palacios, S. and Zimmerman, R.: Response of eelgrass *Zostera marina* to CO_2 enrichment: possible impacts of climate change and potential for remediation of coastal habitats, *Mar. Ecol.-Prog. Ser.*, 344, 1–13, doi:10.3354/meps07084, 2007.

Paulmier, A., Ruiz-Pino, D., and Garçon, V.: The oxygen minimum zone (OMZ) off Chile as intense source of CO_2 and N_2O , *Cont. Shelf Res.*, 28, 2746–2756, doi:10.1016/j.csr.2008.09.012, 2008.

Pérez, F. F., Mercier, H., Vázquez-Rodríguez, M., Lherminier, P., Velo, A., Pardo, P. C., Rosón, G., and Ríos, A. F.: Atlantic Ocean CO_2 uptake reduced by weakening of the meridional overturning circulation, *Nat. Geosci.*, 6, 146–152, doi:10.1038/NGEO1680, 2013.

Peters, G. P., Andrew, R. M., Boden, T., Canadell, J. G., Ciais, P., Le Quééré, C., Marland, G., Raupach, M. R., and Wilson, C.: The challenge to keep global warming below 2°C , *Nat. Clim. Change*, 3, 4–6, doi:10.1038/nclimate1783, 2013.

Pfeil, B., Olsen, A., Bakker, D. C. E., Hankin, S., Koyuk, H., Kozyr, A., Malczyk, J., Manke, A., Metzl, N., Sabine, C. L., Akl, J., Alin, S. R., Bates, N., Bellerby, R. G. J., Borges, A., Boutin, J., Brown, P. J., Cai, W.-J., Chavez, F. P., Chen, A., Cosca, C., Fassbender, A. J., Feely, R. A., González-Dávila, M., Goyet, C., Hales, B., Hardman-Mountford, N., Heinze, C., Hood, M., Hoppema, M., Hunt, C. W., Hydes, D., Ishii, M., Johannessen, T., Jones, S. D., Key, R. M., Körtzinger, A., Landschützer, P., Lauvset, S. K., Lefèvre, N., Lenton, A., Lourantou, A., Merlivat, L., Midorikawa, T., Mintrop, L., Miyazaki, C., Murata, A., Nakadate, A., Nakano, Y., Nakaoka, S., Nojiri, Y., Omar, A. M., Padin, X. A., Park, G.-H., Paterson, K., Perez, F. F., Pierrot, D., Poisson, A., Ríos, A. F., Santana-Casiano, J. M., Salisbury, J., Sarma, V. V. S. S.,

The ocean carbon sink – impacts, vulnerabilities, and challenges

C. Heinze et al.

Title Page

Abstract

Introduction

Conclusions

References

Tables

Figures



Back

Close

Full Screen / Esc

Printer-friendly Version

Interactive Discussion



Schlitzer, R., Schneider, B., Schuster, U., Sieger, R., Skjelvan, I., Steinhoff, T., Suzuki, T., Takahashi, T., Tedesco, K., Telszewski, M., Thomas, H., Tilbrook, B., Tjiputra, J., Vandemark, D., Veness, T., Wanninkhof, R., Watson, A. J., Weiss, R., Wong, C. S., and Yoshikawa-Inoue, H.: A uniform, quality controlled Surface Ocean CO₂ Atlas (SOCAT), *Earth Syst. Sci. Data*, 5, 125–143, doi:10.5194/essd-5-125-2013, 2013.

Plattner, G.-K., Joos, F., Stocker, T. F., and Marchal, O.: Feedback mechanisms and sensitivities of ocean carbon uptake under global warming, *Tellus B*, 53, 564–592, doi:10.1034/j.1600-0889.2001.530504.x, 2001.

Plattner, G. K., Knutti, R., Joos, F., Stocker, T. F., von Bloh, W., Brovkin, V., Cameron, D., Driesschaert, E., Dutkiewicz, S., Eby, M., Edwards, N. R., Fichefet, T., Hargreaves, J. C., Jones, C. D., Loutre, M. F., Matthews, H. D., Mouchet, A., Müller, S. A., Nawrath, S., Price, A., Sokolov, A., Strassmann, K. M., and Weaver, A. J.: Long-term climate commitments projected with climate–carbon cycle models, *J. Climate*, 21, 2721–2751, doi:10.1175/2007JCLI1905.1, 2008.

Pörtner, H.-O.: Ecosystem effects of ocean acidification in times of ocean warming: a physiologist's view, *Mar. Ecol.-Prog. Ser.*, 373, 203–217, doi:10.3354/meps07768, 2008.

Ramanathan, V., Callis, L., Cess, R., Hansen, J., Isaksen, I., Kuhn, W., Lacis, A., Luther, F., Mahlman, J., Reck, R., and Schlesinger, M.: Climate-chemical interactions and effects of changing atmospheric trace gases, *Rev. Geophys.*, 25, 1441–1482, doi:10.1029/RG025i007p01441, 1987.

Raupach, M. R., Marland, G., Ciais, P., Le Quéré, C., Canadell, J. G., Klepper, G., and Field, C. B.: Global and regional drivers of accelerating CO₂ emissions, *Proc. Natl. Acad. Sci. USA*, 104, 10288–10293, doi:10.1073/pnas.0700609104, 2007.

Raven, J., Caldeira, K., Elderfield, H., Hoegh-Guldberg, O., Liss, P., Riebesell, U., Shepherd, J., Turley, C., and Watson, A.: Ocean acidification due to increasing atmospheric carbon dioxide, Policy document 12/05, The Royal Society, London, 1–68, 2005.

Regnier, P., Friedlingstein, P., Ciais, P., Mackenzie, F. T., Gruber, N., Janssens, I. A., Laruelle, G. G., Lauerwald, R., Luysaert, S., Andersson, A. J., Arndt, S., Arnosti, C., Borges, A. V., Dale, A. W., Gallego-Sala, A., Goddérís, Y., Goossens, N., Hartmann, J., Heinze, C., Ilyina, T., Joos, F., LaRowe, D. E., Leifeld, J., Meysman, F. J. R., Munhoven, G., Raymond, P. A., Spahni, R., Suntharalingam, P., and Thullner, M.: Anthropogenic perturbation of the carbon fluxes from land to ocean, *Nat. Geosci.*, 6, 597–607, doi:10.1038/ngeo1830, 2013.

The ocean carbon sink – impacts, vulnerabilities, and challenges

C. Heinze et al.

Title Page

Abstract

Introduction

Conclusions

References

Tables

Figures



Back

Close

Full Screen / Esc

Printer-friendly Version

Interactive Discussion



Ricke, K., Orr, J., Schneider, K., and Caldeira, K.: Risks to coral reefs from ocean carbonate chemistry changes in recent earth system model projections, *Environ. Res. Lett.*, 8, 034003, doi:10.1088/1748-9326/8/3/034003, 2013.

Riebesell, U., Schulz, K. G., Bellerby, R. G. J., Botros, M., Fritsche, P., Meyerhofer, M., Neill, C., Nondal, G., Oeschlies, A., Wohlers, J., and Zollner, E.: Enhanced biological carbon consumption in a high CO₂ ocean, *Nature*, 450, 545–548, doi:10.1038/nature06267, 2007.

Ries, J. B., Cohen, A. L., and McCorkle, D. C.: Marine calcifiers exhibit mixed responses to CO₂-induced ocean acidification, *Geology*, 37, 1131–1134, doi:10.1130/g30210a.1, 2009.

Rintoul, S. R.: South Atlantic interbasin exchange, *J. Geophys. Res.-Oceans*, 96, 2675–2692, doi:10.1029/90JC02422, 1991.

Roy, T., Bopp, L., Gehlen, M., Schneider, B., Cadule, P., Frölicher, T. L., Segschneider, J., Tjiputra, J., Heinze, C., and Joos, F.: Regional impacts of climate change and atmospheric CO₂ on future ocean carbon uptake: a multimodel linear feedback analysis, *J. Climate*, 24, 2300–2318, doi:10.1175/2010JCLI3787.1, 2011.

Sabine, C. L., Feely, R. A., Gruber, N., Key, R. M., Lee, K., Bullister, J. L., Wanninkhof, R., Wong, C. S., Wallace, D. W. R., Tilbrook, B., Millero, F. J., Peng, T.-H., Kozyr, A., Ono, T., and Rios, A. F.: The oceanic sink for anthropogenic CO₂, *Science*, 305, 367–371, doi:10.1126/science.1097403, 2004.

Sabine, C. L., Ducklow, H., and Hood, M.: International carbon coordination: Roger Revelle's legacy in the Intergovernmental Oceanographic Commission, *Oceanography*, 23, 48–61, doi:10.5670/oceanog.2010.23, 2010.

Sabine, C. L., Hankin, S., Koyuk, H., Bakker, D. C. E., Pfeil, B., Olsen, A., Metzler, N., Kozyr, A., Fassbender, A., Manke, A., Malczyk, J., Akl, J., Alin, S. R., Bellerby, R. G. J., Borges, A., Boutin, J., Brown, P. J., Cai, W.-J., Chavez, F. P., Chen, A., Cosca, C., Feely, R. A., González-Dávila, M., Goyet, C., Hardman-Mountford, N., Heinze, C., Hoppema, M., Hunt, C. W., Hydes, D., Ishii, M., Johannessen, T., Key, R. M., Körtzinger, A., Landschützer, P., Lauvset, S. K., Lefèvre, N., Lenton, A., Lourantou, A., Merlivat, L., Midorikawa, T., Mintrop, L., Miyazaki, C., Murata, A., Nakadate, A., Nakano, Y., Nakaoka, S., Nojiri, Y., Omar, A. M., Padin, X. A., Park, G.-H., Paterson, K., Perez, F. F., Pierrot, D., Poisson, A., Ríos, A. F., Salisbury, J., Santana-Casiano, J. M., Sarma, V. V. S. S., Schlitzer, R., Schneider, B., Schuster, U., Sieger, R., Skjelvan, I., Steinhoff, T., Suzuki, T., Takahashi, T., Tedesco, K., Telszewski, M., Thomas, H., Tilbrook, B., Vandemark, D., Veness, T., Watson, A. J., Weiss, R., Wong, C. S.,

The ocean carbon sink – impacts, vulnerabilities, and challenges

C. Heinze et al.

[Title Page](#)
[Abstract](#)
[Introduction](#)
[Conclusions](#)
[References](#)
[Tables](#)
[Figures](#)
[Back](#)
[Close](#)
[Full Screen / Esc](#)
[Printer-friendly Version](#)
[Interactive Discussion](#)


and Yoshikawa-Inoue, H.: Surface Ocean CO₂ Atlas (SOCAT) gridded data products, Earth Syst. Sci. Data, 5, 145–153, doi:10.5194/essd-5-145-2013, 2013.

Santana-Casiano, J. M., González-Dávila, M., Rueda, M.-J., Llinás, O., and González-Dávila, E.-F.: The interannual variability of oceanic CO₂ parameters in the northeast Atlantic subtropical gyre at the ESTOC site, Global Biogeochem. Cy., 21, GB1015, doi:10.1029/2006GB002788, 2007.

Sarmiento, J. L. and Gruber, N.: Ocean Biogeochemical Dynamics, Princeton University Press, Princeton, NJ, 528 pp., 2006.

Sarmiento, J. L. and Le Quéré, C.: Oceanic carbon dioxide uptake in a model of century-scale global warming, Science, 274, 1346–1350, doi:10.1126/science.274.5291.1346, 1996.

Schiermeier, Q.: Environment: Earth's acid test, Nature, 471, 154–156, doi:10.1038/471154a, 2011.

Schlitzer, R.: Applying the adjoint method for biogeochemical modeling: export of particulate organic matter in the world ocean, in: Inverse Methods in Global Biogeochemical Cycles, edited by: Kasibhatla, P., Heimann, M., Rayner, P., Mahowald, N., Prinn, R. G., and Hartley, D. E., American Geophysical Union, Washington, D.C., 107–124, 2000.

Schultz, M. G., Heil, A., Hoelzemann, J. J., Spessa, A., Thonicke, K., Goldammer, J. G., Held, A. C., Pereira, J. M. C., and van het Bolscher, M.: Global wildland fire emissions from 1960 to 2000, Global Biogeochem. Cy., 22, GB2002, doi:10.1029/2007GB003031, 2008.

Schuster, U. and Watson, A. J.: A variable and decreasing sink for atmospheric CO₂ in the North Atlantic, J. Geophys. Res.-Oceans, 112, C11006, doi:10.1029/2006JC003941, 2007.

Schuster, U., Watson, A. J., Bates, N. R., Corbiere, A., Gonzalez-Davila, M., Metzl, N., Pierrot, D., and Santana-Casiano, M.: Trends in North Atlantic sea-surface fCO₂ from 1990 to 2006, Deep-Sea Res. Pt. II, 56, 620–629, doi:10.1016/j.dsr2.2008.12.011, 2009.

Schuster, U., McKinley, G. A., Bates, N., Chevallier, F., Doney, S. C., Fay, A. R., González-Dávila, M., Gruber, N., Jones, S., Krijnen, J., Landschützer, P., Lefèvre, N., Manizza, M., Mathis, J., Metzl, N., Olsen, A., Rios, A. F., Rödenbeck, C., Santana-Casiano, J. M., Takahashi, T., Wanninkhof, R., and Watson, A. J.: An assessment of the Atlantic and Arctic sea-air CO₂ fluxes, 1990–2009, Biogeosciences, 10, 607–627, doi:10.5194/bg-10-607-2013, 2013.

Schuur, E. A. G., Vogel, J. G., Crummer, K. G., Lee, H., Sickman, J. O., and Osterkamp, T. E.: The effect of permafrost thaw on old carbon release and net carbon exchange from tundra, Nature, 459, 556–559, doi:10.1038/nature08031, 2009.

The ocean carbon sink – impacts, vulnerabilities, and challenges

C. Heinze et al.

Title Page

Abstract

Introduction

Conclusions

References

Tables

Figures



Back

Close

Full Screen / Esc

Printer-friendly Version

Interactive Discussion



- Séférian, R., Bopp, L., Swingedouw, D., and Servonnat, J.: Dynamical and biogeochemical control on the decadal variability of ocean carbon fluxes, *Earth Syst. Dynam.*, 4, 109–127, doi:10.5194/esd-4-109-2013, 2013.
- Shakhova, N., Semiletov, I., Leifer, I., Sergienko, V., Salyuk, A., Kosmach, D., Chernykh, D., Stubbs, C., Nicolsky, D., Tumskoy, V., and Gustafsson, O.: Ebullition and storm-induced methane release from the East Siberian Arctic Shelf, *Nat. Geosci.*, 7, 64–70, doi:10.1038/ngeo2007, 2014.
- Siegenthaler, U. R. S., Monnin, E., Kawamura, K., Spahni, R., Schwander, J., Stauffer, B., Stocker, T. F., Barnola, J.-M., and Fischer, H.: Supporting evidence from the EPICA Dronning Maud Land ice core for atmospheric CO₂ changes during the past millennium, *Tellus B*, 57, 51–57, doi:10.1111/j.1600-0889.2005.00131.x, 2005.
- Sigman, D. M. and Boyle, E. A.: Glacial/interglacial variations in atmospheric carbon dioxide, *Nature*, 407, 859–869, doi:10.1038/35038000, 2000.
- Steinacher, M., Joos, F., Frölicher, T. L., Plattner, G.-K., and Doney, S. C.: Imminent ocean acidification in the Arctic projected with the NCAR global coupled carbon cycle-climate model, *Biogeosciences*, 6, 515–533, doi:10.5194/bg-6-515-2009, 2009.
- Steinacher, M., Joos, F., Frölicher, T. L., Bopp, L., Cadule, P., Cocco, V., Doney, S. C., Gehlen, M., Lindsay, K., Moore, J. K., Schneider, B., and Segschneider, J.: Projected 21st century decrease in marine productivity: a multi-model analysis, *Biogeosciences*, 7, 979–1005, doi:10.5194/bg-7-979-2010, 2010.
- Steinacher, M., Joos, F., and Stocker, T. F.: Allowable carbon emissions lowered by multiple climate targets, *Nature*, 499, 197–201, doi:10.1038/nature12269, 2013.
- Suzuki, T., Ishii, M., Aoyama, M., Christian, J., Enyo, K., Kawano, T., Key, R., Kosugi, N., Kozyr, A., Miller, L., Murata, A., Nakano, T., Ono, T., Saino, T., Sasaki, K., Sasano, D., Takatani, Y., Wakita, M., and Sabine, C.: PACIFICA Data Synthesis Project, ORNL/CDIAC-159, NDP-092 Carbon Dioxide Information Analysis Center, O. R. N. L., US Department of Energy, Oak Ridge, Tennessee, USA, 2013.
- Swart, S., Chang, N., Fauchereau, N., Joubert, W., Lucas, M., Mtshali, T., Roychoudhury, A., Tagliabue, A., Thomalla, S., Waldron, H., and Monteiro, P. M. S.: Southern Ocean seasonal cycle experiment 2012: seasonal scale climate and carbon cycle links, *S. Afr. J. Sci.*, 108, 1089, doi:10.4102/sajs.v108i3/4.1089, 2012.
- Takahashi, T., Sutherland, S. C., Wanninkhof, R., Sweeney, C., Feely, R. A., Chipman, D. W., Hales, B., Friederich, G., Chavez, F., Sabine, C., Watson, A., Bakker, D. C. E., Schuster, U.,

The ocean carbon sink – impacts, vulnerabilities, and challenges

C. Heinze et al.

[Title Page](#)
[Abstract](#)
[Introduction](#)
[Conclusions](#)
[References](#)
[Tables](#)
[Figures](#)




[Back](#)
[Close](#)
[Full Screen / Esc](#)
[Printer-friendly Version](#)
[Interactive Discussion](#)

Metzl, N., Yoshikawa-Inoue, H., Ishii, M., Midorikawa, T., Nojiri, Y., Körtzinger, A., Steinhoff, T., Hoppema, M., Olafsson, J., Arnarson, T. S., Tilbrook, B., Johannessen, T., Olsen, A., Bellerby, R., Wong, C. S., Delille, B., Bates, N. R., and de Baar, H. J. W.: Climatological mean and decadal change in surface ocean $p\text{CO}_2$, and net sea–air CO_2 flux over the global oceans, *Deep-Sea Res. Pt. II*, 56, 554–577, doi:10.1016/j.dsr2.2008.12.009, 2009.

Tans, P. P.: The CO_2 lifetime concept should be banished: an editorial comment, *Climatic Change*, 37, 487–490, doi:10.1023/A:1005373006194, 1997.

Thomas, H., Friederike Prowe, A. E., Lima, I. D., Doney, S. C., Wanninkhof, R., Greatbatch, R. J., Schuster, U., and Corbière, A.: Changes in the North Atlantic Oscillation influence CO_2 uptake in the North Atlantic over the past 2 decades, *Global Biogeochem. Cy.*, 22, GB4027, doi:10.1029/2007GB003167, 2008.

Thomsen, J., Gutowska, M. A., Saphörster, J., Heinemann, A., Trübenbach, K., Fietzke, J., Hiebenthal, C., Eisenhauer, A., Körtzinger, A., Wahl, M., and Melzner, F.: Calcifying invertebrates succeed in a naturally CO_2 -rich coastal habitat but are threatened by high levels of future acidification, *Biogeosciences*, 7, 3879–3891, doi:10.5194/bg-7-3879-2010, 2010.

Thomsen, J., Casties, I., Pansch, C., Körtzinger, A., and Melzner, F.: Food availability outweighs ocean acidification effects in juvenile *Mytilus edulis*: laboratory and field experiments, *Global Change Biol.*, 19, 1017–1027, doi:10.1111/gcb.12109, 2013.

Tjiputra, J. F., Assmann, K., and Heinze, C.: Anthropogenic carbon dynamics in the changing ocean, *Ocean Sci.*, 6, 605–614, doi:10.5194/os-6-605-2010, 2010.

Tjiputra, J. F., Olsen, A., Assmann, K., Pfeil, B., and Heinze, C.: A model study of the seasonal and long-term North Atlantic surface $p\text{CO}_2$ variability, *Biogeosciences*, 9, 907–923, doi:10.5194/bg-9-907-2012, 2012.

Tjiputra, J. F., Roelandt, C., Bentsen, M., Lawrence, D. M., Lorentzen, T., Schwinger, J., Seland, Ø., and Heinze, C.: Evaluation of the carbon cycle components in the Norwegian Earth System Model (NorESM), *Geosci. Model Dev.*, 6, 301–325, doi:10.5194/gmd-6-301-2013, 2013.

Tomizuka, A.: Estimation of the power of greenhouse gases on the basis of absorption spectra, *Am. J. Phys.*, 78, 359–366, doi:10.1119/1.3280233, 2010.

Touratier, F. and Goyet, C.: Definition, properties, and Atlantic Ocean distribution of the new tracer TrOCA, *J. Mar. Syst.*, 46, 169–179, doi:10.1016/j.jmarsys.2003.11.016, 2004.

The ocean carbon sink – impacts, vulnerabilities, and challenges

C. Heinze et al.

[Title Page](#)
[Abstract](#)
[Introduction](#)
[Conclusions](#)
[References](#)
[Tables](#)
[Figures](#)
[Back](#)
[Close](#)
[Full Screen / Esc](#)
[Printer-friendly Version](#)
[Interactive Discussion](#)


Tunncliffe, V., Davies, K. T. A., Butterfield, D. A., Embley, R. W., Rose, J. M., and Chadwick Jr., W. W.: Survival of mussels in extremely acidic waters on a submarine volcano, *Nat. Geosci.*, 2, 344–348, doi:10.1038/ngeo500, 2009.

Turnewitsch, R., Springer, B. M., Kiriakoulakis, K., Vilas, J. C., Arístegui, J., Wolff, G., Peine, F., Werk, S., Graf, G., and Waniek, J. J.: Determination of particulate organic carbon (POC) in seawater: the relative methodological importance of artificial gains and losses in two glass-fiber-filter-based techniques, *Mar. Chem.*, 105, 208–228, doi:10.1016/j.marchem.2007.01.017, 2007.

Usbeck, R., Schlitzer, R., Fischer, G., and Wefer, G.: Particle fluxes in the ocean: comparison of sediment trap data with results from inverse modeling, *J. Mar. Syst.*, 39, 167–183, doi:10.1016/S0924-7963(03)00029-0, 2003.

van der Werf, G. R., Dempewolf, J., Trigg, S. N., Randerson, J. T., Kasibhatla, P. S., Giglio, L., Murdiyarto, D., Peters, W., Morton, D. C., Collatz, G. J., Dolman, A. J., and DeFries, R. S.: Climate regulation of fire emissions and deforestation in equatorial Asia, *P. Natl. Acad. Sci. USA*, 105, 20350–20355, doi:10.1073/pnas.0803375105, 2008.

van Vuuren, D. P., Edmonds, J., Kainuma, M., Riahi, K., Thomson, A., Hibbard, K., Hurtt, G. C., Kram, T., Krey, V., Lamarque, J.-F., Masui, T., Meinshausen, M., Nakicenovic, N., Smith, S. J., and Rose, S. K.: The representative concentration pathways: an overview, *Climatic Change*, 109, 5–31, doi:10.1007/s10584-011-0148-z, 2011a.

van Vuuren, D. P., Stehfest, E., Elzen, M. G. J., Kram, T., Vliet, J., Deetman, S., Isaac, M., Klein Goldewijk, K., Hof, A., Mendoza Beltran, A., Oostenrijk, R., and Ruijven, B.: RCP2.6: exploring the possibility to keep global mean temperature increase below 2°C, *Climatic Change*, 109, 95–116, doi:10.1007/s10584-011-0152-3, 2011b.

Vázquez-Rodríguez, M., Pérez, F. F., Velo, A., Ríos, A. F., and Mercier, H.: Observed acidification trends in North Atlantic water masses, *Biogeosciences*, 9, 5217–5230, doi:10.5194/bg-9-5217-2012, 2012.

Veron, J. E. N., Hoegh-Guldberg, O., Lenton, T. M., Lough, J. M., Obura, D. O., Pearce-Kelly, P., Sheppard, C. R. C., Spalding, M., Stafford-Smith, M. G., and Rogers, A. D.: The coral reef crisis: the critical importance of > 350 ppm CO₂, *Mar. Pollut. Bull.*, 58, 1428–1436, doi:10.1016/j.marpolbul.2009.09.009, 2009.

Voss, M., Bange, H. W., Dippner, J. W., Middelburg, J. J., Montoya, J. P., and Ward, B.: The marine nitrogen cycle: recent discoveries, uncertainties and the potential relevance of climate change, *Philos. T. Roy. Soc. Lond. B*, 368, 20130121, doi:10.1098/rstb.2013.0121, 2013.

The ocean carbon sink – impacts, vulnerabilities, and challenges

C. Heinze et al.

Title Page

Abstract

Introduction

Conclusions

References

Tables

Figures

◀

▶

◀

▶

Back

Close

Full Screen / Esc

Printer-friendly Version

Interactive Discussion



Wählström, I., Omstedt, A., Björk, G., and Anderson, L. G.: Modelling the CO₂ dynamics in the Laptev Sea, Arctic Ocean: Part I, *J. Mar. Syst.*, 102–104, 29–38, doi:10.1016/j.jmarsys.2012.05.001, 2012.

Wählström, I., Omstedt, A., Björk, G., and Anderson, L. G.: Modeling the CO₂ dynamics in the Laptev Sea, Arctic Ocean: Part II. Sensitivity of fluxes to changes in the forcing, *J. Mar. Syst.*, 111–112, 1–10, doi:10.1016/j.jmarsys.2012.09.001, 2013.

Watson, A. J. and Naveira Garabato, A. C.: The role of Southern Ocean mixing and upwelling in glacial-interglacial atmospheric CO₂ change, *Tellus B*, 58, 73–87, doi:10.1111/j.1600-0889.2005.00167.x, 2006.

Watson, A. J., Schuster, U., Bakker, D. C. E., Bates, N. R., Corbière, A., González-Dávila, M., Friedrich, T., Hauck, J., Heinze, C., Johannessen, T., Körtzinger, A., Metzl, N., Olafsson, J., Olsen, A., Oschlies, A., Padin, X. A., Pfeil, B., Santana-Casiano, J. M., Steinhoff, T., Telszewski, M., Rios, A. F., Wallace, D. W. R., and Wanninkhof, R.: Tracking the variable North Atlantic sink for atmospheric CO₂, *Science*, 326, 1391–1393, doi:10.1126/science.1177394, 2009.

Wenzel, S., Cox, P. M., Eyring, V., and Friedlingstein, P.: Emergent constraints on climate-carbon cycle feedbacks in the CMIP5 Earth system models, *J. Geophys. Res.-Biogeo.*, 119, 794–807, doi:10.1002/2013JG002591, 2014.

Wolf-Gladrow, D. A., Zeebe, R. E., Klaas, C., Körtzinger, A., and Dickson, A. G.: Total alkalinity: the explicit conservative expression and its application to biogeochemical processes, *Mar. Chem.*, 106, 287–300, doi:10.1016/j.marchem.2007.01.006, 2007.

Yara, Y., Vogt, M., Fujii, M., Yamano, H., Hauri, C., Steinacher, M., Gruber, N., and Yamanaka, Y.: Ocean acidification limits temperature-induced poleward expansion of coral habitats around Japan, *Biogeosciences*, 9, 4955–4968, doi:10.5194/bg-9-4955-2012, 2012.

Zaehle, S. and Dalmonech, D.: Carbon–nitrogen interactions on land at global scales: current understanding in modelling climate biosphere feedbacks, *Curr. Opin. Environ. Sustain.*, 3, 311–320, doi:10.1016/j.cosust.2011.08.008, 2011.

Zeebe, R. E. and Wolf-Gladrow, D.: CO₂ in Seawater: Equilibrium, Kinetics, Isotopes, Elsevier Oceanography Series 65, edited by: Halpern, D., Elsevier Science B. V., Amsterdam, the Netherlands, 2001.

The ocean carbon sink – impacts, vulnerabilities, and challenges

C. Heinze et al.

Title Page

Abstract

Introduction

Conclusions

References

Tables

Figures

◀

▶

◀

▶

Back

Close

Full Screen / Esc

Printer-friendly Version

Interactive Discussion



Table A1. Acronyms.

BATS	Bermuda Atlantic Time-series Study
CARINA	CARbon dioxide IN the Atlantic Ocean (data synthesis project)
CVOO	Cape Verde Ocean Observatory
DYFAMED	DYnamics oF Atmospheric fluxes in the MEDiterranean sea (time-series study)
ENES	European Network for Earth System modelling
ESTOC	European Station for Time-series in the Ocean Canary islands
FOO GOOS	Framework for Ocean Observing
GEO/GEOSS	Group on Earth Observations/Global Earth Observation System of Systems
GOOS	Global Ocean Observing System
GLODAP	Global Ocean Data Analysis Project
HOTS	Hawaii Ocean Time-Series
ICOS	Integrated Carbon Observation System
IGBP	International Geosphere-Biosphere Programme
IMBER	Integrated Marine Biogeochemistry and Ecosystem Research
IOCCP	International Ocean Carbon Coordination Project
IPCC	Intergovernmental Panel on Climate Change
OCB	Ocean Carbon and Biogeochemistry
PACIFICA	PACIFic ocean Interior Carbon database
PAP	Porcupine Abyssal Plain observatory
PAPA	Ocean station Papa (North Pacific)
PICES	North Pacific Marine Science Organization
PIRATA	Predlction and Research moored Array in the Tropical Atlantic
RCP	Representative Concentration Pathways
SOCAT	Surface Ocean CO ₂ ATlas
SOLAS	Surface Ocean Lower Atmosphere Study

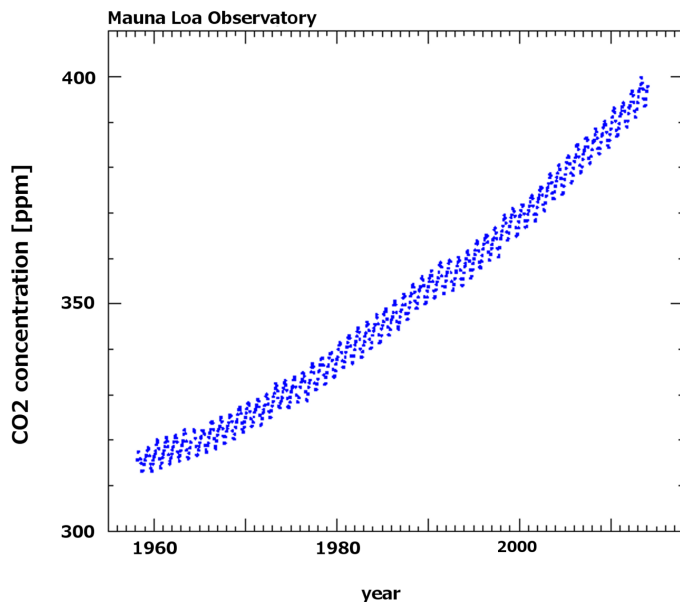


Figure 1. Atmospheric CO₂ concentrations recorded at Mauna Loa Observatory between 1958 and 2014. Due to human-produced emissions, CO₂ levels in Earth’s atmosphere have been rapidly rising since the beginning of the Industrial Revolution and nowadays are crossing 400 ppm (400.01 ppm on 25 May 2013), equalling a 44% increase when compared to pre-industrial CO₂ concentrations of 278 ppm. Source: Dr. Pieter Tans, NOAA/ESRL (www.esrl.noaa.gov/gmd/ccgg/trends) and Dr. Ralph Keeling, Scripps Institution of Oceanography (scrippsco2.ucsd.edu/).

ESDD

5, 1607–1672, 2014

The ocean carbon sink – impacts, vulnerabilities, and challenges

C. Heinze et al.

Title Page

Abstract

Introduction

Conclusions

References

Tables

Figures

◀

▶

◀

▶

Back

Close

Full Screen / Esc

Printer-friendly Version

Interactive Discussion



The ocean carbon sink – impacts, vulnerabilities, and challenges

C. Heinze et al.

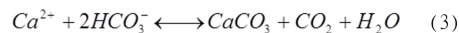
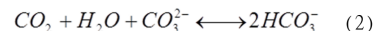
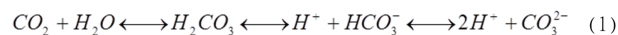
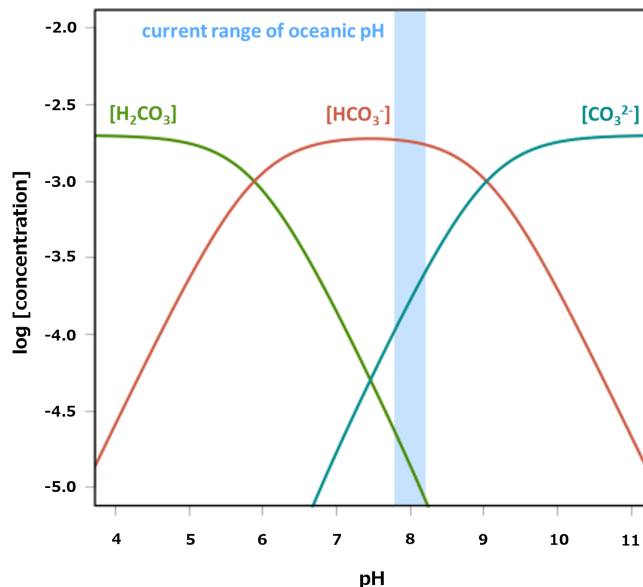


Figure 2. Bjerrum plot created according to equations reviewed in Sarmiento and Gruber (2006) and Zeebe and Wolf-Gladrow (2001) as well as main reactions of carbon chemistry referred to in this review.

Title Page

Abstract

Introduction

Conclusions

References

Tables

Figures

◀

▶

◀

▶

Back

Close

Full Screen / Esc

Printer-friendly Version

Interactive Discussion



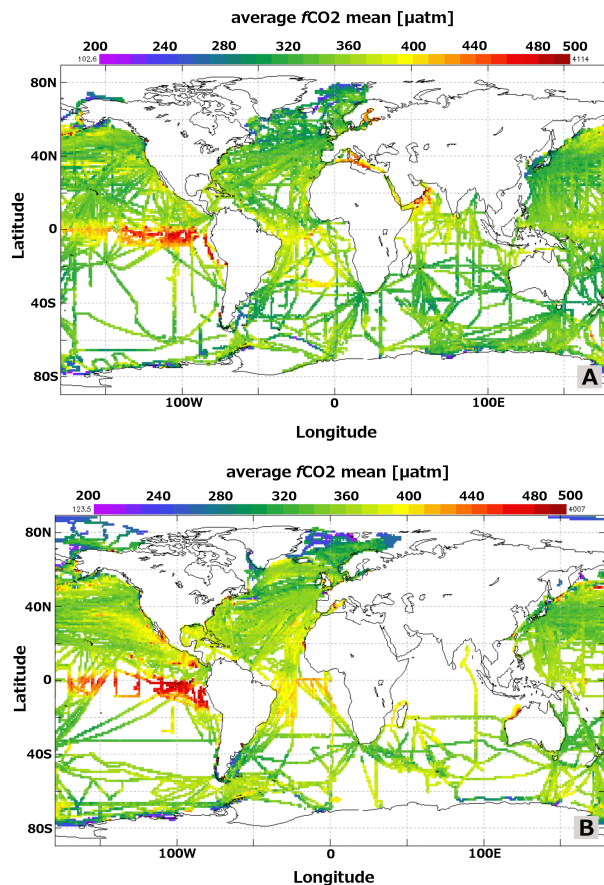


Figure 3. Mean unweighted surface water $f\text{CO}_2$ (μatm) for the years 1970–2002 **(a)** and 2003–2011 **(b)** using the SOCATv2 monthly $1^\circ \times 1^\circ$ gridded data set (Bakker et al., 2014). The maps were generated by using the online Live Access Server.

The ocean carbon sink – impacts, vulnerabilities, and challenges

C. Heinze et al.

Title Page

Abstract

Introduction

Conclusions

References

Tables

Figures

◀

▶

◀

▶

Back

Close

Full Screen / Esc

Printer-friendly Version

Interactive Discussion



The ocean carbon sink – impacts, vulnerabilities, and challenges

C. Heinze et al.

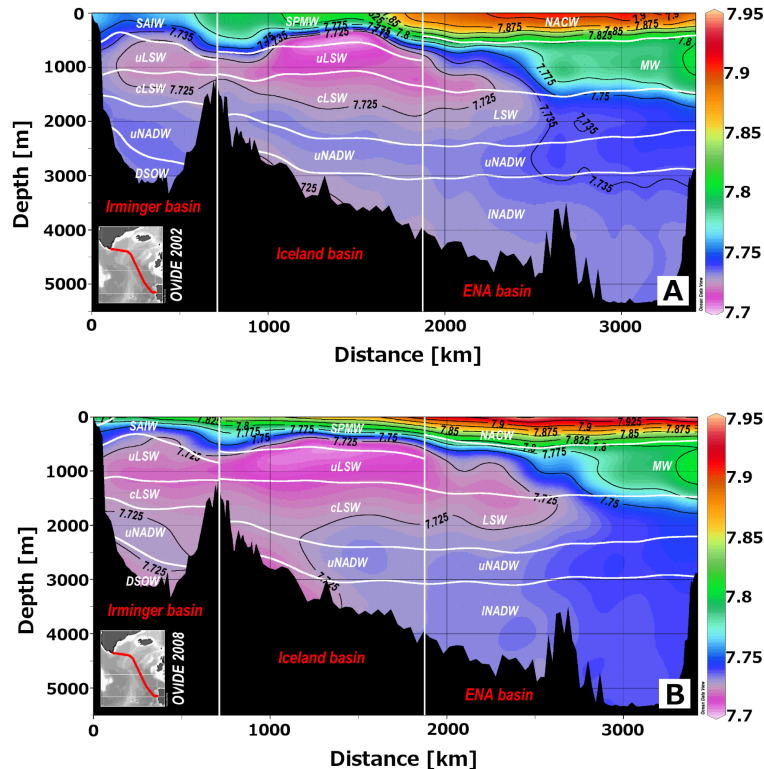


Figure 4. Spatial and temporal change of seawater pH measured across the North Atlantic Subpolar Gyre between Greenland and the Iberian Peninsula. The vertical distribution of pH followed the anticipated natural distribution, with higher pH in surface waters and lower pH in deep waters. A comparison of pH values measured in 2002 (a) and 2008 (b) revealed an overall decrease in seawater pH in intermediate and deep waters. This acidification was most evident in water depths between 1000 and 2000 m, where over the years the water layer with pH values below 7.725 had thickened several-fold (Vázquez-Rodríguez et al., 2012).

Title Page

Abstract

Introduction

Conclusions

References

Tables

Figures

◀

▶

◀

▶

Back

Close

Full Screen / Esc

Printer-friendly Version

Interactive Discussion



The ocean carbon sink – impacts, vulnerabilities, and challenges

C. Heinze et al.

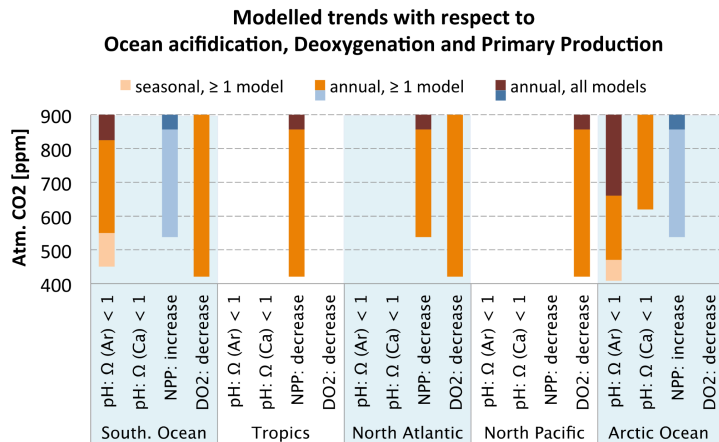


Figure 5. Modelled impact of increasing atmospheric CO₂ concentrations on marine ecosystems. Depicted are projected trends of surface aragonite undersaturation (pH: Ω (Ar) < 1), surface calcite undersaturation (pH: Ω (Ca) < 1), net primary production (NPP) and oxygen at 200–600 m depth (DO₂). Bright orange bars denote seasonal trends, orange and light blue bars denote annual trends projected by one and more models. Red and blue bars indicate that all considered models agree on the depicted trend. Orange and red bars denote furthermore a negative impact on the marine ecosystem, while light blue and blue bars indicate an increase of the modelled parameter with the ecologic impact of this trend not yet fully being determined. Trends are based on a comprehensive suit of Earth system models and IPCC emission scenarios. The choice of models and scenarios is based on the IPCC AR5 report and references denoted within (Plattner et al., 2001; Orr et al., 2005; McNeil and Matear, 2008; Feely et al., 2009; Steinacher et al., 2009, 2010; Keeling et al., 2010; Bopp et al., 2013; Cocco et al., 2013). Note that trends in oxygen and net primary production are only analysed at the final year of the IPCC scenarios (year 2100), and the projected trends are most likely starting already at lower atmospheric CO₂ concentrations.

The ocean carbon sink – impacts, vulnerabilities, and challenges

C. Heinze et al.

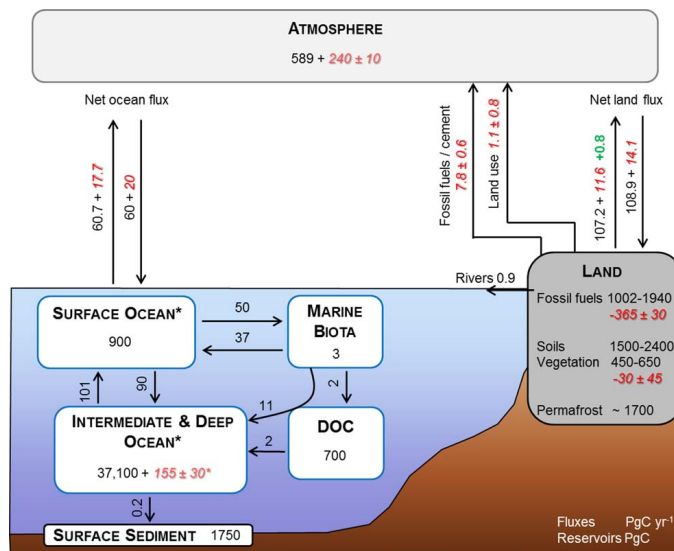


Figure 6. Simplified illustration of the global carbon cycle, adapted from Ciais et al. (2013). Reservoir mass numbers and annual exchange fluxes are given in PgC (10^{15} gC) and PgC yr^{-1} , respectively. Black numbers refer to pre-industrial values (before 1750). Red flux numbers represent annual anthropogenic fluxes averaged over the years 2000–2009 and red reservoir numbers depict cumulative changes of anthropogenic carbon between 1750–2011 (90 % confidence interval). A positive cumulative change denotes an increase in (gain of) carbon since the onset of the Industrial Era. Land–atmosphere carbon fluxes caused by rock weathering, volcanism, and freshwater outgassing amount in total to a flux of 0.8 PgC yr^{-1} and are represented by the green number. Purely land-based processes like further rock weathering, burial, and export from soils to rivers are not depicted in the scheme above. The star (*) indicates that the given accumulation number refers to a combined value for Surface Ocean and Intermediate and Deep Ocean.