

Influences of geothermal sulfur bacteria on a tropical coastal food web

Pierre-Yves Pascal^{1,*}, Stanislas F. Dubois², Anaïs Goffette¹, Gilles Lepoint³

¹UMR 7138 Evolution Paris-Seine, Equipe biologie de la mangrove, Université des Antilles, BP 592, 97159 Pointe-à-Pitre, Guadeloupe, France

²IFREMER – DYNCO LEBCO, Centre de Bretagne, CS 10070, 29280 Plouzané, France

³Laboratoire d'Océanologie, Centre MARE, Université de Liège, 15 Allée du 6 Août, quartier Agora, Bât. B6C, 4000 Liège, Belgium

ABSTRACT: The activity of the geothermal plant at Bouillante in Guadeloupe (French West Indies) releases thioautotrophic bacteria into the coastal environment. Fish counts reveal that fish abundance increases with higher availability of this bacterial resource. In order to evaluate the trophic role of these bacteria, isotopic compositions (C, N, S) of potential consumers were evaluated on transects at increasing distance from the source of bacteria. The 3 mobile fish species examined (*Abudefduf saxatilis*, *Acanthurus bahianus*, and *Stegastes partitus*) ingested and assimilated chemosynthetic bacteria. Similarly, the isotopic composition of the mobile sea urchin *Diadema antillarum* was different close to the discharge channel, suggesting a diet mainly composed of sulfur bacteria. In contrast, endofauna sampled from the nematode community did not show a diet influence by chemosynthetic bacteria. A broad variety of epifaunal organisms with passive and active suspension-feeding activities were also investigated, including sponges (*Aplysina fistularis* and *Iotrochota birotulata*), barnacles (*Balanus* sp.), bivalve molluscs (*Spondylus tenuis*) and cnidarians (*Pseudopterogorgia* sp.), but no strong evidence for sulfur bacteria contributions were determined in the diets of any of these organisms. This was also true for the omnivorous predator annelid *Hermodice carunculata*. In this coastal oligotrophic environment, only certain opportunistic species seem to benefit from the emergence of a new food item such as chemosynthetic bacteria.

KEY WORDS: Shallow vent · Food web · Sulfur bacteria · Stable isotope

Resale or republication not permitted without written consent of the publisher

INTRODUCTION

Shallow-water hydrothermal vents are generally located above subducting slabs, especially along volcanic arcs, and are commonly detected by the presence of streams of gas bubbles (Gamo & Glasby 2003). They are found in many regions of the world, from tropical to polar environments (Tarasov et al. 2005), and present a general functioning similar to deep-sea vents. Heat-driven chemical reactions with rocks generate emissions of hot fluid with abundant sulfur compounds suitable for chemosynthetic bacteria (Van Dover 2000). Shallow vents present a low

faunal biomass with few, if any, obligate species (Tarasov et al. 2005). They differ from deep-sea vents which are characterized by a high biomass of associated fauna with low species diversity, principally consisting of species obligate to such sites (Tunnicliffe 1991, Van Dover 2000). This transition between shallow and deep vents coincides approximately with the change from the euphotic zone to the aphotic zone (Tarasov et al. 2005). In the euphotic environment of shallow vents, food webs appear to be principally based on pelagic and benthic photosynthetic primary production, whereas chemosynthetic components often play a secondary trophic

role (Tarasov et al. 2005, Sweetman et al. 2013). Chemosynthetic bacteria appear as an alternative resource ingested when other food items are not available. However, they can also play a trophic role for species from vents where food resources are not limited (Stein 1984, Trager & De Niro 1990, Comeault et al. 2010, Zapata-Hernández et al. 2014a). Results from cold seep environments are also variable, as important trophic roles for chemosynthetic bacteria are observed from intertidal to subtidal seeps of brine (Powell et al. 1986), petroleum (Spies & DesMarais 1983, Montagna & Spies 1985) and methane (Jensen et al. 1992, Judd et al. 2002, Sellanes et al. 2011).

The aim of the present study was to evaluate the trophic role of large sulfur bacteria released by a geothermal plant in the tropical environment of Guadeloupe Island (French West Indies). Geothermal hot water is artificially pumped from deep reservoirs in order to produce electricity and then cooled with seawater before being released into the sea. Environmental conditions in the discharge channel support development of sulfur-oxidising bacteria. Water discharges are linked with plant functioning and are regularly stopped for maintenance work. This irregular but predictable flux of geothermal chemosynthetic bacteria gives a unique opportunity to determine its influence on the diet of coastal fauna. In order to evaluate the effects of this bacterial biomass, the abundance of its potential consumers was measured along a transect of increasing distance from the mouth of the discharge river. C, N and S isotopic compositions of these potential consumers were then analysed to assess the extent of bacterial assimilation.

MATERIALS AND METHODS

Study area

The Bouillante geothermal field is located on the west coast of Basse-Terre Island, the western island of Guadeloupe, which belongs to the volcanically active islands of the Lesser Antilles (Fig. 1). The town is named 'Bouillante', which means 'boiling' in French, as this area is characterized by hydrothermal manifestations such as hot springs, mud pools, steaming grounds and fumaroles. The deep geothermal fluid (total dissolved solids around 20 g l^{-1} , $\text{pH} = 5.3$) is the result of a mixture comprising 58% seawater and 42% meteoric water reacting with volcanic rocks (Brombach et al. 2000, Sanjuan et al. 2001). The water flowing through the geothermal aquifer has a homogeneous composition at the spatial scale of the Bouillante region, and the reservoir represents a total volume larger than 30 million m^3 with a temperature of $250\text{--}260^\circ\text{C}$ (Mas et al. 2006). In 1986, a geothermal plant without reinjection started producing electricity by exploiting water coming from a 340 m deep well (Jaud & Lamethe 1985). Additional deeper wells (1000–1200 m) are now used to reach a power output of 16 MWe (Mas et al. 2006). All of the residual water is mixed with pumped seawater in order to reduce the temperature to 45°C before it is all returned to the sea through a discharge channel (Fig. 1). The salinity of the released water is approximately 33 and the pH is 7.3. Compared to normal seawater, the water released by the plant is enriched in trace metal ions (Sanjuan et al. 2001, Lachassagne et al. 2009) and is characterized by a high concentration of dissolved H_2S , reaching $35\text{--}45 \text{ mg l}^{-1}$ in the steam condensate

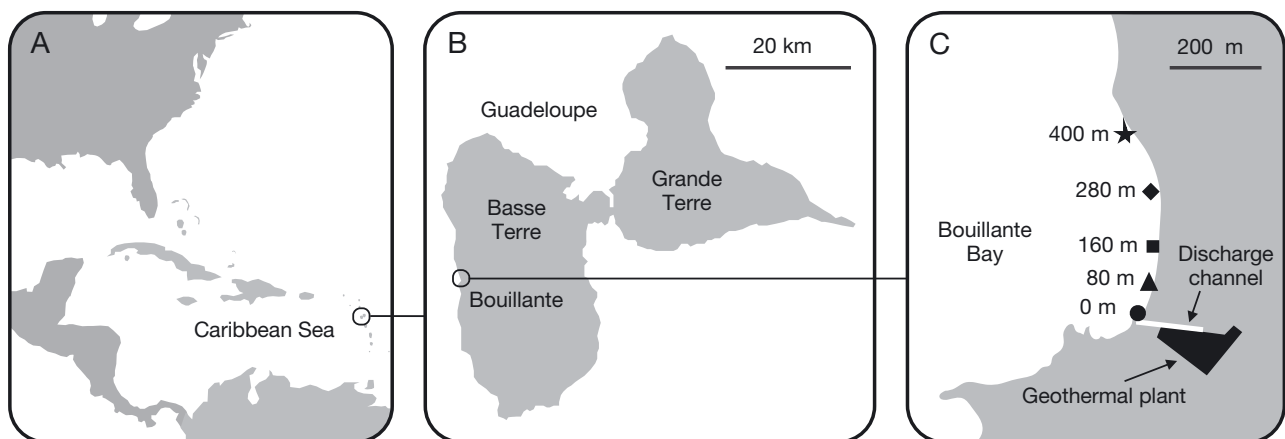


Fig. 1. (A) Position of the Guadeloupe archipelago in the Caribbean Sea. (B) Bouillante in Guadeloupe. (C) Geothermal plant, discharge channel and 5 sampling stations (symbols) in Bouillante Bay




Fig. 2. (A) Thick biofilm of sulfur bacteria covering the bottom of the discharge channel. (B) Discharge channel outlet (in the left background of the picture) and aggregation of associated fishes (principally *Abudefduf saxatilis* and *Acanthurus bahianus*)

(Mas et al. 2006). In the discharge channel, environmental conditions are favourable for the development of white benthic sulfur-oxidising bacteria of the genus *Thiomicrospora* sp., covering the surface of the benthic cyanobacteria *Plectonema* sp. (O. Gros pers. obs.) (Fig. 2). Because of the strong channel outflow ($2.5 \text{ m}^3 \text{ s}^{-1}$), these bacteria are continuously ripped off and spread into the bay. Under regular weather conditions, coastal currents in the bay are oriented to the north (ANTEA 2005). Previous experiments releasing dye into the channel revealed a progressive dilution of water from the outlet to a distance of approximately 300 m (PARETO-IMPACTMER 2009). This channel is the only source of sulfur bacteria in the surficial environment of the bay.

Sampling

Sulfur bacteria were sampled in the discharge channel during 4 consecutive periods throughout the month of January 2014. Spatial and temporal approaches were simultaneously used to determine the influence of released bacteria. Potential consumers were sampled at 5 different sampling stations along a transect: at the discharge channel outlet (hereafter 0 m) and 80, 160, 280 and 400 m away from the outlet (Fig. 1). Moreover, sampling was performed both during the regular functioning of the geothermal plant (4 and 6 February 2014) and after 2 wk of pause due to maintenance work (26 and 27 March 2014). Each sampling session was conducted within less than 3 d. After 24 h of inactivity of the geothermal plant, sulfur bacteria completely disappeared from the channel.

Abundance

Diver-operated video was used to evaluate fish abundances. At each station, 2 open width line transects (20 m long) were demarcated by ropes at the surface of the rocky substrate (~ 3 m depth). The same operator filmed all videos with a small action camera (GoPro) while swimming at regular speed (0.8 m s^{-1}) along the transect lines (5 cm above the bottom) and keeping the camera steady and perpendicular to the bottom. Each transect was repeated 5 times with at least 4 min between each shooting. A single viewer analysed all videos. Fish were counted and identified to species or genus level, and abundances were estimated using freeze-frame when the number of specimens in movement was too great to count accurately otherwise. Frequent large schools of *Haemulon* spp. repeatedly crossed transects and induced large variability in fish counts, and this species was consequently removed from the analysis of the total fish community.

Isotopic composition

Potential consumers of bacteria were randomly collected within a 20 m^2 area around each sampling station ($n = 3$ for each consumer species sampled at each station). One cm of surficial sediment was collected from each station, and nematode samples ($n = 3$) were each composed of 700 specimens haphazardly removed from each sediment sample after extraction using Ludox HS40 (de Jonge & Bouwman 1977). According to their availability, 3 types of potential bacteria consumers were collected at each sampling sta-

tion: grazers (echinoderm: *Diadema antillarum*), suspension-feeders (sponges: *Iotrochota birotulata*, *Aplysina fistularis*; crustacean: *Balanus* sp.; mollusc: *Spondylus tenuis*; cnidarian: *Pseudopterogorgia* sp.) and predators (annelid: *Hermodice carunculata*). Additionally, fishes with a grazing behaviour were collected at the 0 and 400 m stations, and at each station 3 adult specimens of *Abudefduf saxatilis*, *Acanthurus bahianus* and *Stegastes partitus* were speared. Sub-samples of coarse sponges and gorgonians were acid-treated (1 M HCl) for $\delta^{13}\text{C}$ measurement, whereas untreated sub-samples were used for $\delta^{15}\text{N}$. Calcium carbonate (CaCO_3) is the principal source of inorganic carbon in coral reefs (Gattuso et al. 1999) and is significantly more enriched in ^{13}C than organic carbon (Kennedy et al. 2005). When manual extraction is not possible, acidification is thus required to remove those calcareous components whose isotopic composition is not related to animal diet (Kolasinski et al. 2008). A dissecting microscope was used to isolate muscles of the crustacean, mollusc, echinoderm, annelid and fish samples as well as the stomach contents of the fishes. Samples were frozen, freeze-dried and ground into a homogeneous powder by using a ball mill. C, N and S elemental and isotopic compositions were then measured with an isotope ratio mass spectrometer (IsoPrime100, Isoprime) coupled in continuous flow to an elemental analyser (vario MICRO cube, Elementar). Isotope ratios were conventionally expressed as δ values in ‰ (Coplen 2011) relative to C, N and S international standards, i.e. Vienna PeeDee Belemnite for carbon, atmospheric air for nitrogen and Canyon Diablo triolite for sulfur. International Atomic Energy Agency (IAEA) certified reference materials calibrated against the international isotopic references IAEA-C6 ($\delta^{13}\text{C} = -10.8 \pm 0.5\%$ [SD]), IAEA-N2, ($\delta^{15}\text{N} = 20.3 \pm 0.2\%$) and IAEA-S1 ($\delta^{34}\text{S} = -0.3\%$) were used as primary analytical standards, and sulfanilic acid ($\delta^{13}\text{C} = -25.9 \pm 0.3$; $\delta^{15}\text{N} = -0.12 \pm 0.4$; $\delta^{34}\text{S} = 5.9 \pm 0.6$) as a secondary analytical standard. Isotopic ratios of samples were normalized using primary analytical standards. Standard deviations on multi-batch replicate measurements of secondary analytical (sulfanilic acid) and lab standards (fish tissues) analysed interspersed among the samples (2 lab standards for 15 samples) were 0.1‰ for $\delta^{13}\text{C}$, 0.3‰ for $\delta^{15}\text{N}$ and 0.5‰ for $\delta^{34}\text{S}$.

Data analyses

One-way analysis of variance (ANOVA) was used to analyse the differences in fish abundances along

the transects, and the Tukey test was used for post hoc comparisons. The relationship between variations in abundance and geothermal plant activity was tested using bilateral-independent-sample *t*-tests. All of these data were previously tested for normality by a Shapiro-Wilk test. The nonparametric Kruskal-Wallis test was used to test differences in isotopic composition (C, N and S) of consumers. All statistical analyses were performed using R. Values are presented as means \pm standard deviations (SD), except when specified otherwise.

Bayesian isotopic mixing models were used to determine contributions of bacteria to diets of *D. antillarum*, *A. bahianus*, *A. saxatilis* and *S. partitus*. SIAR (Version 4.2; Parnell et al. 2010) incorporates the variability of consumers and trophic enrichment factors (TEFs; i.e. the net isotopic composition change in a consumer and its ingested food sources) to produce the percent contribution of each source to a consumer's diet. TEFs are key factors when it comes to evaluate contributions of food sources to animal diets. TEFs used were $1.1 \pm 0.5\%$ for $\delta^{13}\text{C}$, 2.2 ± 0.5 for $\delta^{15}\text{N}$ and $2.0 \pm 0.7\%$ for $\delta^{34}\text{S}$ (McCutchan et al. 2003). These TEFs are typically used in isotope studies and are appropriate when consumers are not starved (Vander Zanden et al. 2015, Lefebvre & Dubois 2017). Variations of 20% in these TEFs do not change the conclusion of the present study as they induce only small variations of $1.5 \pm 0.9\%$ in model results.

A 2-step procedure was performed to run the SIAR modelling at 0 m. First, TEFs (McCutchan et al. 2003) were subtracted from isotopic compositions of consumers caught at 400 m in order to determine the isotopic compositions of bulk diets of each consumer in an environment without bacteria; 400 m from the discharge outlet was beyond the 300 m extent of dilution in water established in earlier dye-releasing experiments (PARETO-IMPACTMER 2009). Average values and standard deviations of those results were then used as 'food sources' in models using isotopic compositions of consumers from 0 m in contact with bacteria. For each consumer, 3 isotopes ratios (C, N, S) and 2 potential food sources were considered: (1) bacteria and (2) average isotopic composition of consumers' bulk food sources at 400 m. Note that this evaluation of the contribution of bacteria to diets is based on the assumption that bacteria are the only food item whose contribution to faunal diets changes between the 0 and 400 m stations. A second assumption is that consumers are not moving along the transect. As consumers such as fishes are mobile, fishes at 400 m distance can ingest bacteria. As a result, the

SIAR model tends to underestimate the contribution of bacteria for mobile consumers.

The model was run with 10^6 iterations and burn-in size was set as 10^5 . Model solutions are presented using credibility intervals of probability density function distributions (Parnell et al. 2010).

RESULTS

Abundance

During geothermal plant production activity, the total number of fish at the discharge channel outlet was significantly higher than at other stations (ANOVA; $p < 0.001$) and significantly higher than when activity at the plant was stopped (bilateral t -test; $p < 0.001$; Fig. 3). Fish abundances at other stations were not affected by the geothermal plant activity (bilateral t -test; non-significant). When bacteria were being released, *Acanthurus bahianus* and *Abudefduf saxatilis* at 0 m both presented higher

abundances than at other stations (ANOVA; $p < 0.001$) and higher abundances than at 0 m when the plant was stopped (bilateral t -test; $p < 0.001$). Variations were different for *Stegastes* spp., as abundances were higher at 0 m (ANOVA; $p < 0.001$) but were not affected by the functioning of the plant (bilateral t -test; non-significant).

Isotopic composition

Bacteria released by the geothermal plant of Bouillante were regularly collected during the month preceding the sampling of their potential consumers and presented a $\delta^{13}\text{C}$ of $-18.2 \pm 2.9\text{‰}$, $\delta^{15}\text{N}$ of $-2.4 \pm 2.3\text{‰}$ and $\delta^{34}\text{S}$ of $10.9 \pm 3.1\text{‰}$. Among potential consumers at 400 m, the lowest $\delta^{15}\text{N}$ was found in the 2 sponge species *Aplysina fistularis* ($\delta^{15}\text{N} = 2.75 \pm 0.42\text{‰}$) and *Iotrochota birotulata* ($\delta^{15}\text{N} = 3.80 \pm 0.22\text{‰}$) and the cnidarian *Pseudopterogorgia* sp. ($\delta^{15}\text{N} = 3.46 \pm 0.10\text{‰}$; Fig. 4). Potential consumers with the highest $\delta^{15}\text{N}$ were the

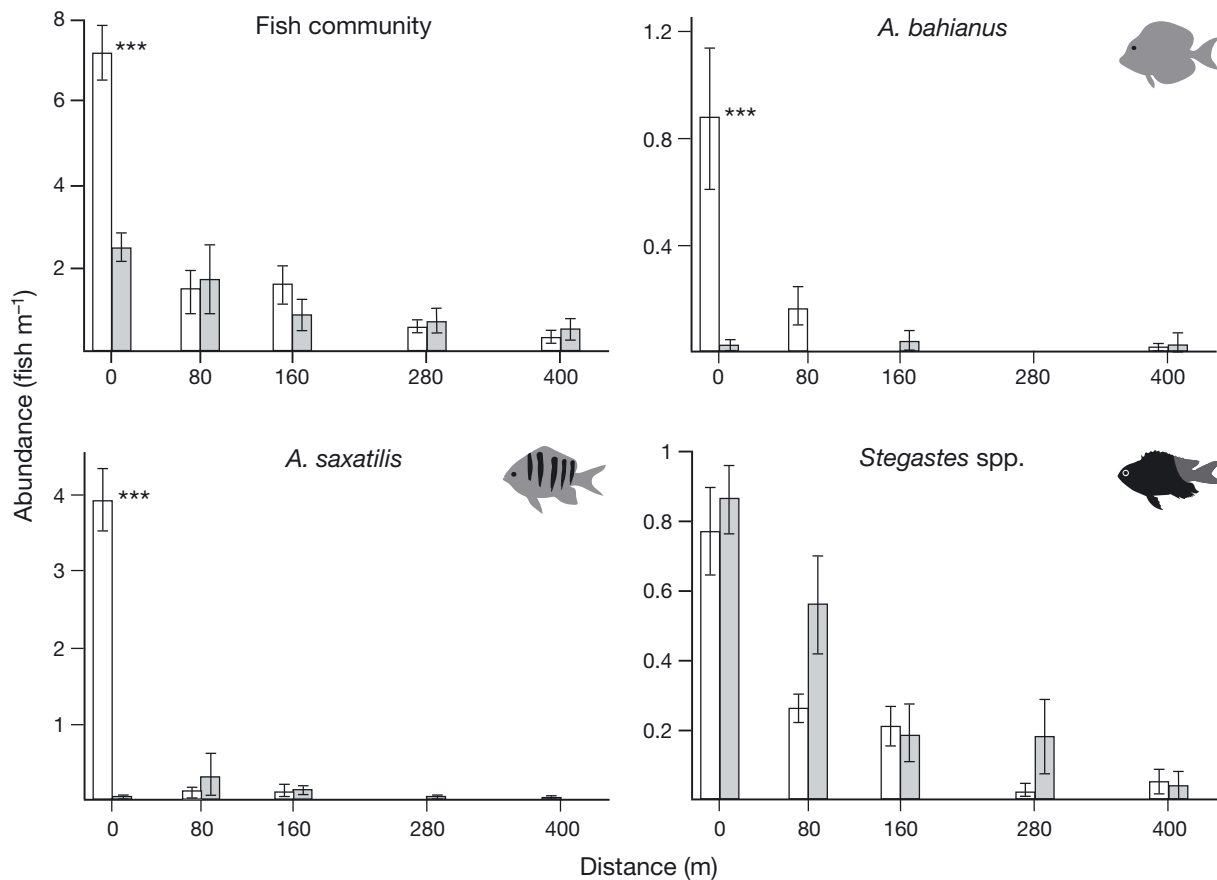


Fig. 3. Abundance of fish community, *Acanthurus bahianus*, *Abudefduf saxatilis* and *Stegastes* spp. observed per metre of transect, per station, along the transect during regular (white) and stopped (grey) activity of the geothermal plant ($n = 10$).

***Significant differences related to plant activity (bilateral t -test, $p < 0.001$)

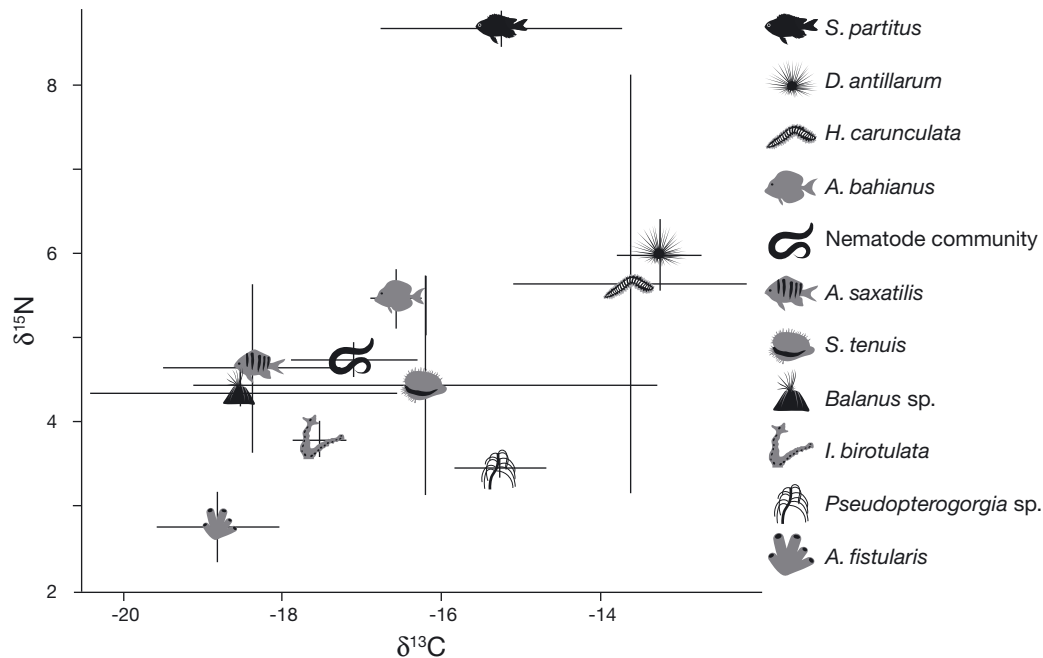


Fig. 4. Isotopic composition ($\delta^{13}\text{C}$ and $\delta^{15}\text{N}$; \pm SD; $n = 3$) of organisms at the station 400 m distant from the geothermal plant (see Fig. 1C)

fish *Stegastes partitus* ($\delta^{15}\text{N} = 8.69 \pm 0.21\text{‰}$), the urchin *Diadema antillarum* ($\delta^{15}\text{N} = 5.99 \pm 0.42\text{‰}$) and the annelid *Hermodice carunculata* ($\delta^{15}\text{N} = 5.65 \pm 2.49\text{‰}$); these organisms also presented the highest $\delta^{13}\text{C}$ (-15.24 ± 2.49 , -13.26 ± 0.42 and $-13.63 \pm 1.50\text{‰}$, respectively).

Proximity to bacteria release did not affect $\delta^{13}\text{C}$ and $\delta^{15}\text{N}$ (Kruskal-Wallis tests, $p > 0.05$) for 7 of the 11 studied organisms: nematode, suspension-feeders (*I. birotulata*, *A. fistularis*, *Balanus sp.*, *Spondylus tenuis* and *Pseudopterogorgia sp.*) and predator (*H. carunculata*) (Fig. 5). However, $\delta^{13}\text{C}$, $\delta^{15}\text{N}$ and $\delta^{34}\text{S}$ values of the urchin *D. antillarum* were significantly affected at 0 m (Kruskal-Wallis tests, $p < 0.01$, $p < 0.01$ and $p < 0.05$, respectively; Fig. 6). Between the 0 and 400 m stations, the fish *A. bahianus* presented significant differences in $\delta^{13}\text{C}$ and $\delta^{34}\text{S}$ of muscle (Kruskal-Wallis tests, $p < 0.05$) and in $\delta^{13}\text{C}$ of gut content (Kruskal-Wallis tests, $p < 0.05$). *A. saxatilis* and *S. partitus* both presented significant differences in $\delta^{15}\text{N}$ of muscles (Kruskal-Wallis tests, $p < 0.05$) and in $\delta^{15}\text{N}$ of gut contents (Kruskal-Wallis tests, $p < 0.05$).

After a 2 wk pause in activity at the plant for maintenance work, C and N isotopic compositions of all studied species of fish followed the same trend: an enrichment in ^{13}C and in ^{15}N . Statistically, changes in isotopic composition of muscle tissues were only significant for $\delta^{13}\text{C}$ of *A. bahianus* and *A. saxatilis* (Table 1).

SIAR was run only for the organisms showing statistically different isotopic composition between 0 and 400 m stations. SIAR outputs suggested that among the 4 studied organisms, all assimilated bacteria, but in different proportions. Mean bacterial contributions (with lower and higher 95% credibility intervals) to the diets of *D. antillarum*, *A. bahianus*, *A. saxatilis* and *S. partitus* were respectively 66% (44–92%), 47% (7–86%), 27% (6–50%) and 37% (15–58%; Fig. 7).

DISCUSSION

The most striking results of our study are that fishes seem to assimilate significant amounts of bacteria at geothermal outlets and show dramatically increased abundance when sulfur bacteria are released. The 3 studied fish species have omnivorous feeding habits. *Acanthurus bahianus* has a broad diet including filamentous algae, macroalgae and detritus (Ferreira & Goncalves 2006, Burkepile & Hay 2008). *Abudefduf saxatilis* shows opportunistic feeding behaviour, with the ability to shift between food items according to season and environmental disturbances (Ferreira et al. 2004, Di Iulio Ilarri et al. 2008). Damselfish also present a high level of trophic plasticity, varying their diet composition according to their environment (Ceccarelli 2007, Frédérick et al. 2009, Feitosa et al.

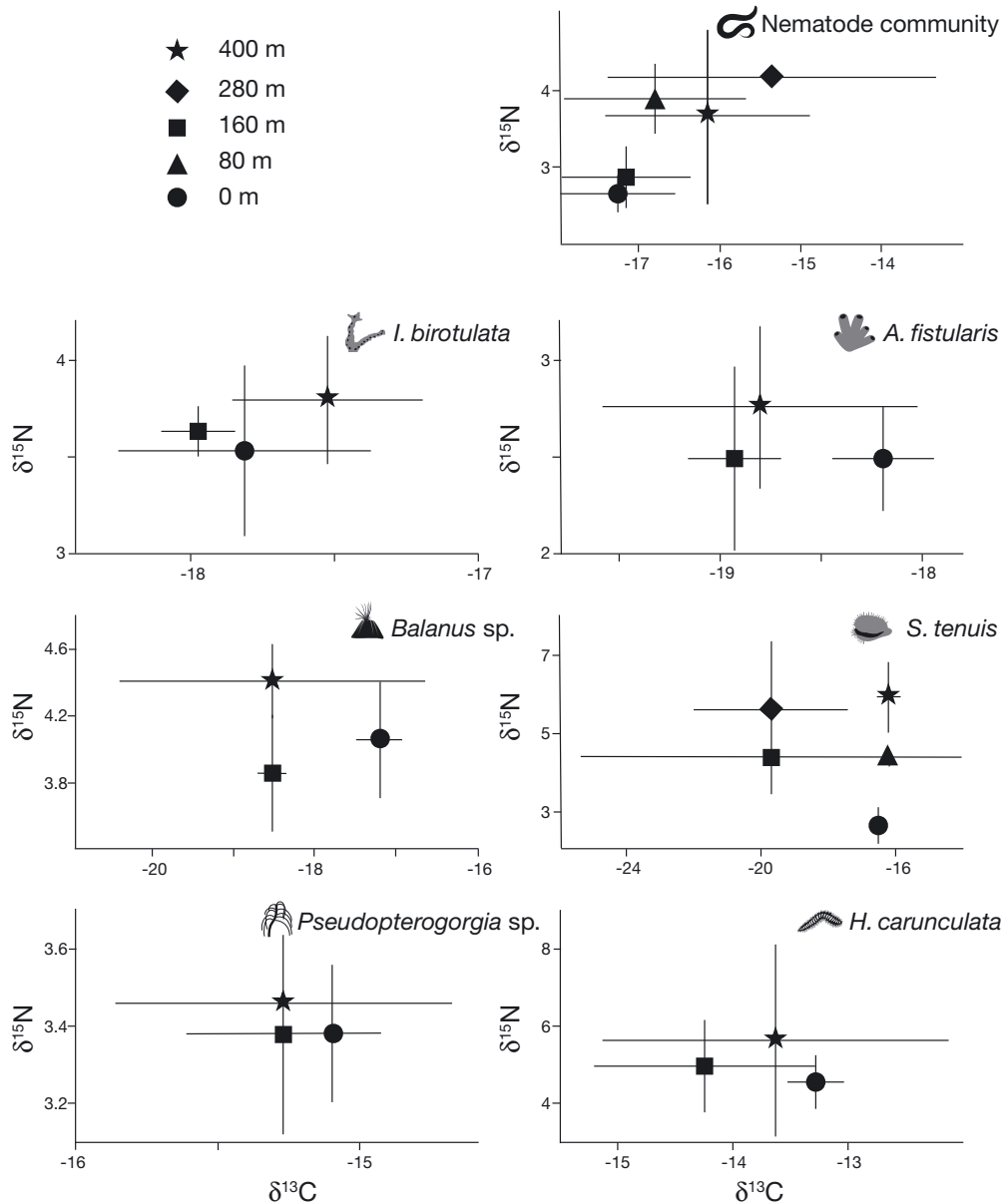


Fig. 5. Isotopic compositions ($\delta^{13}\text{C}$ and $\delta^{15}\text{N}$; \pm SD; $n = 3$) of the nematode community, *Iotrochota birotulata*, *Aplysina fistularis*, *Balanus sp.*, *Spondylus tenuis*, *Pseudopterogorgia sp.* and *Hermodice carunculata* along transect stations (see Fig. 1C). Isotopic compositions were not significantly different among stations (Kruskal-Wallis tests, $p > 0.05$)

2012). Our results show that sulfur bacteria from the Bouillante geothermal plant are ingested by all of these fish species, and to our knowledge, such feeding behaviour has not been previously described. When this food resource is available, Acanthuridae such as *A. bahianus* and *A. saxatilis* are more abundant while *Stegastes partitus* abundance does not vary. The abundances of species similar to Bouillante fish species (*A. saxatilis*) or genera (*S. fuscus* and *Acanthurus chirurgicus*) are negatively affected by increased temperature (Teixeira et al. 2009, 2012). Consequently, their occurrences around the Bouil-

lante discharge channel are likely associated with their feeding behaviour. Abundances of sergeant majors in Brazilian reefs similarly increased along with the availability of supplementary food (Di Iulio Ilarri et al. 2008). Damselfish are usually territorial species (Robertson 1996); thus, additional food released by geothermal plants would consequently not increase the size of territories and would not change damselfish abundances. After 2 wk of absence of bacterial resources, *A. bahianus* and *A. saxatilis* presented a modified $\delta^{13}\text{C}$, highlighting the role of bacteria in their diet. Isotopic turnover dynamics can

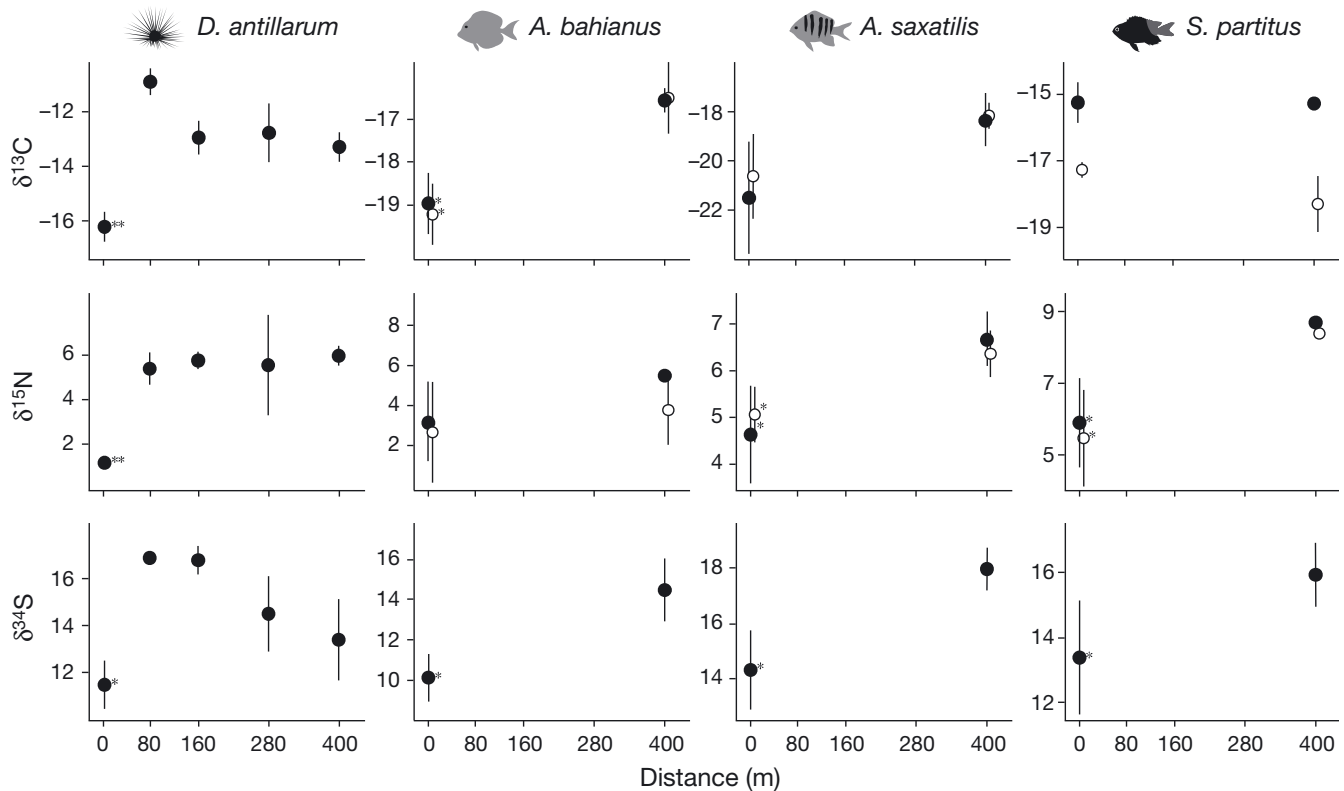


Fig. 6. Isotopic compositions ($\delta^{13}\text{C}$, $\delta^{15}\text{N}$ and $\delta^{34}\text{S}$; \pm SD; $n = 3$) of *D. antillarum*, *Acanthurus bahianus*, *Abudefduf saxatilis* and *Stegastes partitus* of muscle (black dots) and stomach contents (white dots) along transect stations (see Fig. 1C). *: Significant differences between the station at 0 m from the geothermal plant and the other stations (Kruskal-Wallis tests, * $p < 0.05$, ** $p < 0.01$)

vary according to species, tissue and the age of the taxon analysed (Bosley et al. 2002). Changes observed in the present study are consequently particularly rapid for adult fish (Gajdzik et al. 2015). Our results show that the overall abundance of fish increased when sulfur bacterial food resources were available. This result is supported by several other studies, such as in a shallow vent in the Azores where fish, including species of the sergeant major genus *Abudefduf*, were found stationing themselves near the base of the plume, allowing them to benefit from food particle flows (Cardigos et al. 2005). Increased fish concentrations were also observed around a Californian

oil seep (Spies & Davis 1979) and a brine seep in the Gulf of Mexico (Bright et al. 1980). The irregular but predictable bacterial abundances in Bouillante allow us to determine that the fish aggregations are likely linked to the availability of sulfur bacteria as food.

Another organism was significantly affected by the presence of bacteria, namely, the sea urchin *Diadema antillarum*. This is a very common south Atlantic species which can occur in very high densities (Sammarco 1982). This species grazes upon algae growing on rocks and is currently considered a generalist herbivore ingesting micro- and macro-algae (Hawkins

Table 1. Isotopic compositions ($\delta^{13}\text{C}$ and $\delta^{15}\text{N}$) of muscles of 3 fish species (*Acanthurus bahianus*, *Abudefduf saxatilis* and *Stegastes partitus*, $n = 3$) during regular functioning of the geothermal plant and after a 2 wk pause in functioning (*Kruskal-Wallis test, $p < 0.05$)

	<i>A. bahianus</i>		<i>A. saxatilis</i>		<i>S. partitus</i>	
	$\delta^{13}\text{C}$	$\delta^{15}\text{N}$	$\delta^{13}\text{C}$	$\delta^{15}\text{N}$	$\delta^{13}\text{C}$	$\delta^{15}\text{N}$
Regular bacterial release	-18.94 ± 0.74	3.21 ± 1.99	-21.49 ± 2.31	4.64 ± 1.02	-15.24 ± 0.62	5.88 ± 1.00
After 2 wk of no bacterial release	$-16.60 \pm 0.95^*$	4.89 ± 0.10	$-16.95 \pm 0.61^*$	5.70 ± 0.31	-14.19 ± 0.79	6.58 ± 0.60

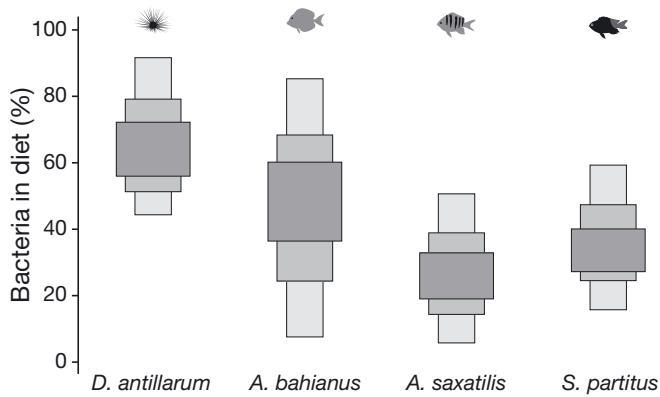


Fig. 7. Contribution (% by weight) of bacteria to the diet of *Diadema antillarum*, *Acanthurus bahianus*, *Abudedefduf saxatilis* and *Stegastes partitus* at the station located 0 m from the geothermal plant. Results were obtained from the Stable Isotope Analysis in R mixing model with 3 isotopes (C, N and S) and 2 food sources (bacteria and average diet of each consumer evaluated at the station 400 m from the geothermal plant). 95, 75 and 25% credibility intervals of probability distributions are shown

1981). However, *D. antillarum* can also be omnivorous (Karlson 1983, Rodríguez-Barreras et al. 2015), with the ability to selectively ingest food (Tuya et al. 2001). In Bouillante, *D. antillarum* is an opportunistic species with a diet composed mainly of sulfur bacteria when this resource is available. These data strengthen what is known about sea urchin trophic adaptation and also reveal that sulfur bacteria are a good food source for this species. In shallow hydrothermal vents, mats of sulfur-oxidising bacteria can be actively grazed by epistrate feeders such as abalone (Stein 1984), limpets (Trager & De Niro 1990, Comeault et al. 2010) and nassariids (Southward et al. 1997). Similar ingestions of chemosynthetic bacterial filaments have been reported in a shallow cold seep for gastropods and the echinoid *Pseudoechinus* sp. (Zapata-Hernández et al. 2014b). At the hydrothermal vents of Kraternaya Bight, the sea urchin *Strongylocentrotus droebachiensis* is a dominant species in terms of biomass and abundance (Tarasov 2006), and fatty acid analysis revealed a considerable ingestion of sulfur bacteria by this urchin (Kharlamenko et al. 1995). As for fishes, this species was very abundant at our study sites and, therefore, its grazing activity may imply significant transfer of chemosynthetic production to a higher trophic level.

Nevertheless, most of the species sampled in this study did not use bacteria as a significant food source. The isotopic composition of the nematode community revealed a limited trophic role for bacte-

ria coming from the geothermal source. Nematodes usually dominate meiofaunal communities in sediments around shallow hydrothermal vents, as in Italy (Colangelo et al. 2001), Greece (Thiermann et al. 1997), New Zealand (Kamenev et al. 1993), Papua New Guinea (Tarasov et al. 1999) and Indonesia (Zeppilli & Danovaro 2009). Dominance of nematodes over copepods is thought to be due to their higher tolerance to chemical compounds released by vents (Jensen 1986). Depending on site conditions, abundances of nematodes around shallow vents can be reduced due to stressful chemical conditions (Thiermann et al. 1997, Tarasov et al. 1999, Colangelo et al. 2001) or increased when environmental conditions are more favourable (Kamenev et al. 1993, Tarasov 2006). Those increased abundances would be due to higher availability of food resources such as sulfur bacteria (Tarasov 2006). Despite environmental conditions suitable for meiofauna at the Bouillante discharge channel outlet, the diet composition of nematodes remains unchanged regardless of whether the chemosynthetic bacterial food is available.

The suspension-feeding mode dominates the studied epifauna. In order to extract a sufficient amount of food from a dilute environment, suspension-feeders present different mechanisms to screen, collect and transport particles (Riisgård & Larsen 2010). Our sampling represented these different feeding modes. However, our results did not show any significant contribution of bacterial material to suspensivores, whatever their feeding modes. For instance, sponge filtering activity is based on pumping ambient water through aquiferous canals to choanocyte chambers where particles are retained (Riisgård & Larsen 2010). This filtering system is specialized in retaining small prey, and bacteria are considered one of the primary sources of energy in sponge diets (Pile et al. 1996, Kowalke 2000). Symbiotic bacteria can also contribute to the nutrition of sponges and can represent 40% of their volume (Hentschel et al. 2006). *A. fistularis* is a bacteriosponge with nutrient resources dominated by dissolved organic matter (DOM; Reiswig 1981). In the present study, this species was not affected by released water, suggesting that the geothermal plant has a limited influence on the total amount of DOM. *Iotrochota birotulata* is similarly uninfluenced even if this species is not considered as a bacteriosponge and should rely mostly on particulate organic carbon. Limited ingestion of sulfur bacteria by sponge species in comparison with other suspension-feeders has previously been observed in a shal-

low Mediterranean cave containing hot sulfur springs (Southward et al. 1996). It was also shown that the growth of sponges in Matupi Harbour is stimulated by hydrothermal fluid, meaning silicon concentration is increased, aiding production of their skeleton, rather than by higher food resource availability with sulfur bacteria (Tarasov et al. 1999).

Barnacles rely principally on large prey such as zooplankton (Kuznetsova 1978, Richoux et al. 2014) or large fragments of macroalgae (Dubois & Colombo 2014), whereas the contribution of smaller prey like bacteria would be insignificant (Silina & Zhukova 2016). Filaments of sulfur bacteria displaced from the discharge channel at Bouillante are large and visible to the naked eye but are not assimilated by *Balanus* sp. Using a fatty-acid profile approach, similar results were obtained with barnacles from a shallow hydrothermal vent in the Kurile Islands (Kharlamenko et al. 1995).

Bivalve species usually retain the majority of particles larger than 4 µm (Riisgård et al. 2000). Qualitative factors of particles can influence their capture even if qualitative selection is assumed to be principally post-capture through pre-ingestive selection using labial palps (Beninger et al. 1995, Riisgård et al. 2000). In the shallow vent of Kraternaya Bight, a bivalve species obtained most of its nutrition from endosymbiotic sulfur-oxidising bacteria, whereas the bacterial input from food is limited for 2 other non-symbiotic species (Kharlamenko et al. 1995). In California (USA), the non-symbiotic bivalve *Mytilus edulis* ingested only a small amount of sulfur-oxidising bacteria detached from mats of an intertidal vent (Trager & De Niro 1990). Similarly, in our study, sulfur bacteria did not affect the diet composition of the non-symbiotic bivalve *S. tenuis*.

The gorgonian *Pseudopterogorgia* sp. is the only passive suspension-feeder examined in this study. Gorgonians can consume particulate organic matter ranging in size from nano- to millimetres with a preference for nano-eukaryotic organisms such as ciliates and dinoflagellates (Ribes et al. 1998, 1999, Rossi et al. 2004). Our study suggests a limited trophic role for sulfur bacteria in gorgonians, but to our knowledge, such a role has never been documented. Similarly, the passive filter-feeder coral *Porites californica* was not affected by sulfur bacteria from a shallow vent in the Gulf of California (Forrest 2004).

Another trophic guild seemed unaffected by bacterial filament presence. The polychaete *Hermodice carunculata* is an important omnivorous scavenger in coral reef ecosystems (Jumars et al. 2015), feeding on various organisms including sea anemones, gorgoni-

ans, corals, benthic jellyfish, starfish and dead fishes (Wolf et al. 2014, Stoner & Layman 2015, Barroso et al. 2016). This opportunistic feeding behaviour leads to highly variable isotopic composition in Bouillante fireworms, potentially preventing detection of any diet modification associated with sulfur bacteria. Nevertheless, shallow vent activity can be suitable for omnivorous scavengers such as gastropods (Southward et al. 1997) or crabs (Jeng et al. 2004, Wang et al. 2014) feeding on organisms killed by the chemical or thermal conditions of a vent plume. However, this trophic link seems to be limited in Bouillante, where environmental conditions are less extreme and therefore less profitable for scavengers.

Unlike in deep-sea environments, communities associated with shallow vents are not composed of vent-obligate species adapted to a chemosynthetic metabolism (Melwani & Kim 2008). Shallow vent communities are often dominated by opportunistic species relatively scarce in the surrounding habitat (Southward et al. 1996, Karlen et al. 2010, Chan et al. 2016). Among some of the opportunistic species are polychaetes, gastropods and oligochaetes (Dando et al. 1995, Thiermann et al. 1997, Levin et al. 2003). In Bouillante, species benefiting from sulfur bacterial release are also opportunists regarding their feeding behaviour. All of these species are mobile grazers or active pelagic feeders, whereas the suspension-feeders and predators were unaffected. Such restriction according to feeding mode was also observed in an intertidal hydrothermal vent, with ingestion of sulfur bacteria limited to grazers while suspension-feeders were similarly unaffected (Trager & De Niro 1990).

In oligotrophic deep-sea environments, most of the vent fauna rely on carbon fixed by chemosynthesis for nutrition (Van Dover 2000). At upper bathyal depths, inputs from photosynthetic organisms increase, and dependence on chemosynthetic carbon would proportionally decrease (Levin & Michener 2002, Levin 2005, Levin & Mendoza 2007). In shallow vents, the major food source is usually photosynthetic rather than chemosynthetic (Kharlamenko et al. 1995, Tarasov et al. 2005, Chan et al. 2016). However, despite this lower relative abundance of sulfur bacteria, they can still be used as a food source in some shallow vent locations (Thiermann et al. 1997, Bosley et al. 2002, Forrest 2004, Comeault et al. 2010). Our study suggests that the emergence of chemosynthetic bacteria can influence food webs in coastal environments. The irregular flux of geothermal chemosynthetic bacteria reveals a trophic role restricted to mobile and opportunist species.

Acknowledgements. We thank Sébastien Cordonnier (Université des Antilles) and David Fransolet for assistance in the field; Xavier Lourenço for help in meiofaunal sorting; Philippe Bouchet (Université Paris Sorbonne) for identification of *Spondylus tenuis*; Olivier Hubert (CIRAD, Guadeloupe) and Maguy Dulorme (Université des Antilles) for help with the freeze drier and ball mill; and Olivier Gros for comments on the manuscript. G.L. is a Research Associate of the Belgian National Fund for Scientific Research (F.R.S. FNRS).

LITERATURE CITED

- ANTEA (2005) Etude d'impact de l'unité Bouillante 2. Report A31753/C, CFG Services, Orléans
- Barroso R, Almeida D, Contins M, Filgueiras D, Dias R (2016) *Hermodice carunculata* (Pallas, 1766) (Polychaeta: Amphinomididae) preying on starfishes. *Mar Biodiv* 46: 333–334
- Beninger PG, Stjean SD, Poussard Y (1995) Labial palps of the blue mussel *Mytilus edulis* (Bivalvia, Mytilidae). *Mar Biol* 123:293–303
- Bosley KL, Witting DA, Chambers RC, Wainright SC (2002) Estimating turnover rates of carbon and nitrogen in recently metamorphosed winter flounder *Pseudopleuronectes americanus* with stable isotopes. *Mar Ecol Prog Ser* 236:233–240
- Bright TJ, Larock PA, Lauer RD, Brooks JM (1980) A brine seep at the East Flower Garden Bank, Northwestern Gulf of Mexico. *Int Rev Gesamten Hydrobiol* 65:535–549
- Brombach T, Marini L, Hunziker JC (2000) Geochemistry of the thermal springs and fumaroles of Basse-Terre Island, Guadeloupe, Lesser Antilles. *Bull Volcanol* 61:477–490
- Burkepille DE, Hay ME (2008) Herbivore species richness and feeding complementarity affect community structure and function on a coral reef. *Proc Natl Acad Sci USA* 105: 16201–16206
- Cardigos F, Colaço A, Dando PR, Ávila SP and others (2005) Characterization of the shallow water hydrothermal vent field communities of the D. João de Castro Seamount (Azores). *Chem Geol* 224:153–168
- Ceccarelli DM (2007) Modification of benthic communities by territorial damselfish: a multi-species comparison. *Coral Reefs* 26:853–866
- Chan BKK, Wang TW, Chen PC, Lin CW, Chan TY, Tsang LM (2016) Community structure of macrobiota and environmental parameters in shallow water hydrothermal vents off Kueishan island, Taiwan. *PLOS ONE* 11: e0148675
- Colangelo MA, Bertasi R, Dall'Olio P, Ceccherelli VH (2001) Meiofaunal biodiversity on hydrothermal seepage off Panarea (Aeolian Island, Tyrrhenian Sea). In: Faranda FM, Guglielmo L, Spezie G (eds) *Structure and processes in Mediterranean ecosystems*. Springer-Verlag, Heidelberg, p 353–359
- Comeault A, Stevens CJ, Juniper SK (2010) Mixed photosynthetic-chemosynthetic diets in vent obligate macroinvertebrate at shallow hydrothermal vents on Volcano 1, South Tonga Arc—evidence from stable isotope and fatty acid analyses. *Cah Biol Mar* 51:351–359
- Coplen TB (2011) Guidelines and recommended terms for expression of stable isotope ratio and gas-ratio measurement results. *Rapid Commun Mass Spectrom* 25: 2538–2560
- Dando PR, Hughes JA, Leahy Y, Niven SJ, Taylor LJ, Smith C (1995) Gas venting rates from submarine hydrothermal areas around the island of Milos, Hellenic Volcanic Arc. *Cont Shelf Res* 15:913–929
- de Jonge VN, Bouwman LA (1977) A simple density separation technique for quantitative isolation of meiobenthos using the colloidal silica Ludox-TM. *Mar Biol* 42:143–148
- Di Julio Ilarri M, De Souza AT, De Medeiros PR, Gempel RG, De Lucena Rosa IM (2008) Effects of tourist visitation and supplementary feeding on fish assemblage composition at Picãozinho reef, SW Atlantic. *Neotrop Ichthyol* 6: 651–656
- Dubois SF, Colombo F (2014) How picky can you be? Temporal variations in trophic niches of co-occurring suspension-feeding species. *Food Webs* 1:1–9
- Feitosa JLL, Contentino AM, Teixeira SF, Ferreira BP (2012) Food resource use by two territorial damselfish (Pomacentridae: *Stegastes*) on South-Western Atlantic algal-dominated reefs. *J Sea Res* 70:42–49
- Ferreira CEL, Goncalves JEA (2006) Community structure and diet of roving herbivorous reef fishes in the Abrolhos Archipelago, south-western Atlantic. *J Fish Biol* 69: 1533–1551
- Ferreira CEL, Floeter SR, Gasparini JL, Ferreira BP, Joyeux JC (2004) Trophic structure patterns of Brazilian reef fishes: a latitudinal comparison. *J Biogeogr* 31: 1093–1106
- Forrest MJ (2004) The geology, geochemistry and ecology of a shallow water submarine hydrothermal vent in Bahía Concepción, Baia California Sur, Mexico. MSc thesis, University of Southern California, Monterey Bay, CA
- Frédérich B, Fabri G, Lepoint G, Vandewalle P, Parmentier E (2009) Trophic niches of thirteen damselfishes (Pomacentridae) at the Grand Récif of Toliara, Madagascar. *Ichthyol Res* 56:10–17
- Gajdzik L, Lepoint G, Lecchini D, Frédéric B (2015) Comparison of isotopic turnover dynamics in two different muscles of a coral reef fish during the settlement phase. *Sci Mar* 79:325–333
- Gamo T, Glasby CJ (2003) Submarine hydrothermal activity in coastal zones. In: Taniguchi M, Wang K, Gamo T (eds) *Land and marine hydrogeology*. Elsevier, Tokyo, p 151–163
- Gattuso JP, Allemand D, Frankignoulle M (1999) Photosynthesis and calcification at cellular, organismal and community levels in coral reefs: a review on interactions and control by carbonate chemistry. *Am Zool* 39:160–183
- Hawkins CM (1981) Efficiency of organic matter absorption by the tropical echinoid *Diadema antillarum* Philippi fed non-macrophytic algae. *J Exp Mar Biol Ecol* 49:245–253
- Hentschel U, Usher KM, Taylor MW (2006) Marine sponges as microbial fermenters. *FEMS Microbiol Ecol* 55: 167–177
- Jaud P, Lamethe D (1985) The Bouillante geothermal powerplant, Guadeloupe. *Geothermics* 14:197–205
- Jeng MS, Ng NK, Ng PKL (2004) Feeding behaviour: Hydrothermal vent crabs feast on sea 'snow'. *Nature* 432:969
- Jensen P (1986) Nematode fauna in the sulphide-rich brine seep and adjacent bottoms of the East Flower Garden, NW Gulf of Mexico. IV. Ecological aspect. *Mar Biol* 92: 489–503
- Jensen P, Aagaard I, Burke RA Jr, Dando PR and others (1992) 'Bubbling reefs' in the Kattegat: Submarine landscapes of carbonate-cemented rocks support a diverse ecosystem at methane seeps. *Mar Ecol Prog Ser* 83: 103–112

- Judd AG, Sim R, Kingston P, McNally J (2002) Gas seepage on an intertidal site: Torry Bay, Firth of Forth, Scotland. *Cont Shelf Res* 22:2317–2331
- Jumars PA, Kelly MD, Lindsay SM (2015) Diet of worms emended: an update of polychaete feeding guilds. *Annu Rev Mar Sci* 7:497–520
- Kamenev GM, Fadeev VI, Selin NI, Tarasov VG, Malakhov VV (1993) Compositions and distribution of macro- and meiobenthos around sublittoral hydrothermal vents in the Bay of Plenty, New Zealand. *N Z J Mar Freshw Res* 27:407–418
- Karlen DJ, Price RE, Pichler T, Garey JR (2010) Changes in benthic macrofauna associated with a shallow-water hydrothermal vent gradient in Papua New Guinea. *Pac Sci* 64:391–404
- Karlson RH (1983) Disturbance and monopolization of a spatial resource by *Zoanthus sociatus* (Coelenterata, Anthozoa). *Bull Mar Sci* 33:118–131
- Kennedy P, Kennedy H, Papadimitriou S (2005) The effect of acidification on the determination of organic carbon, total nitrogen and their stable isotopic composition in algae and marine sediment. *Rapid Commun Mass Spectrom* 19:1063–1068
- Kharlamenko VI, Zhukova NV, Khotimchenko SV, Sveta-shev VI, Kamenev GM (1995) Fatty acids as markers of food sources in a shallow-water hydrothermal ecosystem (Kraternaya Bight, Yankich Island, Kurile Islands). *Mar Ecol Prog Ser* 120:231–241
- Kolasinski J, Rogers K, Frouin P (2008) Effects of acidification on carbon and nitrogen stable isotopes of benthic macrofauna from a tropical coral reef. *Rapid Commun Mass Spectrom* 22:2955–2960
- Kowalke J (2000) Ecology and energetics of two Antarctic sponges. *J Exp Mar Biol Ecol* 247:85–97
- Kuznetsova IA (1978) Peculiarity of cirripedia nutrition. *Hydrobiol Zh* 14:37–41
- Lachassagne P, Marechal JC, Sanjuan B (2009) Hydrogeological model of a high-energy geothermal field (Bouillante area, Guadeloupe, French West Indies). *Hydrogeol J* 17:1589–1606
- Lefebvre S, Dubois SF (2017) The stony road to understand isotopic enrichment and turnover rates: insight into the metabolic part. *Vie et Milieu* 66:305–314
- Levin LA (2005) Ecology of cold deep sediments: interactions of fauna with flow, chemistry and microbes. *Oceanogr Mar Biol Annu Rev* 43:1–46
- Levin LA, Mendoza GF (2007) Community structure and nutrition of deep methane-seep macrobenthos from the North Pacific (Aleutian) Margin and the Gulf of Mexico (Florida Escarpment). *Mar Ecol* 28:137–151
- Levin LA, Michener RH (2002) Isotopic evidence for chemosynthesis-based nutrition of macrobenthos: the lightness of being at Pacific methane seeps. *Limnol Oceanogr* 47:1336–1345
- Levin LA, Ziebis W, Mendoza GF, Growney VA and others (2003) Spatial heterogeneity of macrofauna at northern California methane seeps: influence of sulfide concentration and fluid flow. *Mar Ecol Prog Ser* 265:123–139
- Mas A, Guisseau D, Patrier Mas P, Beaufort D, Genter A, Sanjuan B, Girard JP (2006) Clay minerals related to the hydrothermal activity of the Bouillante geothermal field (Guadeloupe). *J Volcanol Geotherm Res* 158: 380–400
- McCutchan JH, Lewis WM, Kendall C, McGrath CC (2003) Variation in trophic shift for stable isotope ratios of carbon, nitrogen, and sulfur. *Oikos* 102:378–390
- Melwani AR, Kim SL (2008) Benthic infaunal distributions in shallow hydrothermal vent sediments. *Acta Oecol* 33: 162–175
- Montagna PA, Spies RB (1985) Meiofauna and chlorophyll associated with *Beggiatoa* mats of a natural submarine petroleum seep. *Mar Environ Res* 16:231–242
- PARETO-IMPACTMER (2009) Rejets en mer de la centrale géothermique de Bouillante (Unité 1 et 2): compléments à l'étude d'impacts de 2005, étude des biocénoses marines, CFG Service / Géothermie de Bouillante, Orléans
- Parnell AC, Inger R, Bearhop S, Jackson AL (2010) Source partitioning using stable isotopes: coping with too much variation. *PLOS ONE* 5:e9672
- Pile AJ, Patterson MR, Witman JD (1996) *In situ* grazing on plankton <10 µm by the boreal sponge *Mycale lingua*. *Mar Ecol Prog Ser* 141:95–102
- Powell EN, Bright TJ, Brooks JM (1986) The effect of sulfide and an increased food supply on the meiofauna and macrofauna at the East Flower Garden brine seep. *Helgol Mar Res* 40:57–82
- Reiswig HM (1981) Partial carbon and energy budgets of the bacteriosponge *Verongia fistularis* (Porifera, Demospongiae) in Barbados. *Mar Ecol* 2:273–293
- Ribes M, Coma R, Gili JM (1998) Heterotrophic feeding by gorgonian corals with symbiotic zooxanthella. *Limnol Oceanogr* 43:1170–1179
- Ribes M, Coma R, Gili JM (1999) Natural diet and grazing rate of the temperate sponge *Dysidea avara* (Demospongiae, Dendroceratida) throughout an annual cycle. *Mar Ecol Prog Ser* 176:179–190
- Richoux NB, Vermeulen I, Froneman PW (2014) Stable isotope ratios indicate differential omnivory among syntopic rocky shore suspension feeders. *Mar Biol* 161: 971–984
- Rüs-gård HU, Larsen PS (2010) Particle capture mechanisms in suspension-feeding invertebrates. *Mar Ecol Prog Ser* 418:255–293
- Rüs-gård HU, Nielsen C, Larsen PS (2000) Downstream collecting in ciliary suspension feeders: the catch-up principle. *Mar Ecol Prog Ser* 207:33–51
- Robertson DR (1996) Interspecific competition controls abundance and habitat use of territorial damselfishes. *Ecology* 77:885–899
- Rodríguez-Barreras R, Cuevas E, Cabanillas-Terán N, Sabat AM (2015) Potential omnivory in the sea urchin *Diadema antillarum*? *Reg Stud Mar Sci* 2:11–18
- Rossi S, Ribes M, Coma R, Gili J (2004) Temporal variability in zooplankton prey capture rate of the passive suspension feeder *Leptogorgia sarmentosa* (Cnidaria: Octocorallia), a case study. *Mar Biol* 144:89–99
- Sammarco PW (1982) Echnioid grazing as a structuring force in coral communities: whole reef manipulations. *J Exp Mar Biol Ecol* 61:31–55
- Sanjuan B, Brach M, Lasne E (2001) Bouillante geothermal fluid: mixing and water/rock interaction processes at 250°C. In: Cidu R (ed) *Water-Rock interaction, WRI-10, Int. Symp. on Water Rock Interaction*. AA Balkema, 2, p 911–914
- Sellanes J, Zapata-Hernández G, Pantoja S, Jessen GL (2011) Chemosynthetic trophic support for the benthic community at an intertidal seep site at Mocha Island off central Chile. *Estuar Coast Shelf Sci* 95:431–439
- Silina AV, Zhukova NV (2016) Association of the scallop *Patinopecten yessoensis* and epibiotic barnacle *Balanus*

- rostratus*: inter-specific interactions and trophic relationships. *Mar Ecol* 37:257–268
- Southward AJ, Kennicutt MC, Alcalá-Herrera J, Abbiati M and others (1996) On the biology of submarine caves with sulphur springs: $^{13}\text{C}/^{12}\text{C}$ ratios as a guide to trophic relations. *J Mar Biol Assoc UK* 76:265–285
- Southward AJ, Southward EC, Dando PR, Hughes JA, Kennicutt MC II, Alcalá-Herrera J, Leahy Y (1997) Behaviour and feeding of the nassariid gastropod *Cyclope neritea*, abundant at hydrothermal brine seeps off Milos (Aegean sea). *J Mar Biol Assoc UK* 77:753–771
- Spies RB, Davis PH (1979) The infaunal benthos of a natural oil seep in the Santa Barbara Channel. *Mar Biol* 50: 227–237
- Spies RB, DesMarais DJ (1983) Natural isotope study of trophic enrichment of marine benthic communities by petroleum seepage. *Mar Biol* 73:67–71
- Stein JL (1984) Subtidal gastropods consume sulfur oxidizing bacteria: evidence from coastal hydrothermal vents. *Science* 223:696–698
- Stoner EW, Layman CA (2015) Bristle worms attack: Benthic jellyfish are not trophic dead ends. *Front Ecol Environ* 13:226–227
- Sweetman AK, Levin LA, Rapp HT, Schander C (2013) Faunal trophic structure at hydrothermal vents on the southern Mohn's Ridge, Arctic Ocean. *Mar Ecol Prog Ser* 473: 115–131
- Tarasov VG (2006) Effects of shallow-water hydrothermal venting on biological communities of coastal marine ecosystems of the western Pacific. *Adv Mar Biol* 50:267–421
- Tarasov VG, Gebruk AV, Shulkin VM, Kamenev GM and others (1999) Effect of shallow-water hydrothermal venting on the biota of Matupi Harbour (Rabaul Caldera, New Britain Island, Papua New Guinea). *Cont Shelf Res* 19:79–116
- Tarasov VG, Gebruk AV, Mironov AN, Moskalev LI (2005) Deep-sea and shallow-water hydrothermal vent communities: two different phenomena? *Chem Geol* 224:5–39
- Teixeira TP, Neves LM, Araújo FG (2009) Effects of a nuclear power plant thermal discharge on habitat complexity and fish community structure in Iha Grande Bay, Brazil. *Mar Environ Res* 68:188–195
- Teixeira TP, Neves LM, Araújo FG (2012) Thermal impact of a nuclear power plant in a coastal area in Southeastern Brazil: effects of heating and physical structure on benthic cover and fish communities. *Hydrobiologia* 684: 161–175
- Thiermann F, Akoumianaki I, Hughes JA, Giere O (1997) Benthic fauna of a shallow-water gaseohydrothermal vent area in the Aegean Sea (Greece). *Mar Biol* 128: 149–159
- Trager GC, De Niro MJ (1990) Chemoautotrophic sulfur bacteria as food source for mollusks at intertidal hydrothermal vents: evidence from stable isotopes. *Veliger* 33: 359–362
- Tunnicliffe V (1991) The biology of hydrothermal vents: ecology and evolution. *Oceanogr Mar Biol Annu Rev* 29: 319–407
- Tuya F, Martín JA, Reuss GM, Luque A (2001) Food preference of the sea urchin *Diadema antillarum* in Gran Canaria (Canary Islands, central-east Atlantic Ocean). *J Mar Biol Assoc UK* 81:845–849
- Van Dover CL (2000) The ecology of deep-sea hydrothermal vents. Princeton University Press, Princeton, NJ
- Vander Zanden MJ, Clayton MK, Moody EK, Solomon CT, Weidel BC (2015) Stable isotope turnover and half-life in animal tissues: a literature synthesis. *PLOS ONE* 10: e0116182
- Wang TW, Chan TY, Chan BBK (2014) Trophic relationships of hydrothermal vent and non-vent communities in the upper sublittoral and upper bathial zones off Kueishan Island, Taiwan: a combined morphological, gut content analysis and stable isotope approach. *Mar Biol* 161: 2447–2463
- Wolf AT, Nugues MM, Wild C (2014) Distribution, food preference, and trophic position of the corallivorous fireworm *Hermodice carunculata* in a Caribbean coral reef. *Coral Reefs* 33:1153–1163
- Zapata-Hernández G, Sellanes J, Mayr C, Muñoz P (2014a) Benthic food web structure in the Comau fjord, Chile (~42°S): preliminary assessment including a site with chemosynthetic activity. *Prog Oceanogr* 129:149–158
- Zapata-Hernández G, Sellanes J, Thurber AR, Levin LA, Chazalon F, Linke P (2014b) New insights on the trophic ecology of bathyal communities from the methane seep area off Concepción, Chile (~42°S). *Mar Ecol* 35:1–21
- Zeppilli D, Danovaro R (2009) Meiofaunal diversity and assemblage structure in a shallow-water hydrothermal vent in the Pacific Ocean. *Aquat Biol* 5:75–84

Editorial responsibility: Toshi Nagata,
Kashiwanoha, Japan

Submitted: October 28, 2016; Accepted: June 26, 2017
Proofs received from author(s): August 16, 2017