Influence of Temperature and Pearl Rotation on Biomineralization in the Pearl Oyster Pinctada margaritifera

Gilles Le Moullac1*, Lucie Schuck1, Sébastien Chabrier2, Corinne Belliard1, Pierre Lyonnard1, Floriane Broustal1, Claude Soyez1, Denis Saulnier1, Chloé Brahmi3, Chin-Long Ky1, Benoit Beliaeff1
1 Ifremer, UMR EIO 241, Labex Corail, Centre du Pacifique, BP 49, 98719 Taravao, Tahiti - French Polynesia.
2 Université de Polynésie Française, laboratoire GEPASUD, BP 6570, 98702 Faa'a, Tahiti -
French Polynesia.
3 Université de Polynésie Française, UMR EIO 241, Labex Corail, BP 6570, 98702 Faa'a, Tahiti - French Polynesia.

*corresponding author: gilles.le.moullac@ifremer.fr

Pearl oyster number	Temperature	Magneto	Pearl picture	Magnet position	Rotation speed (° min^{-1})	Pearl movement	Nacre deposit rate (µm day^{-1})	Epifluorescence measurement	Tablet thickness (nm)
1	30	1			2.97		1.565		392
48	26	1			1.97		2.361		407
49	26	2	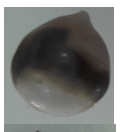		1.8	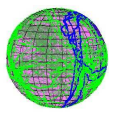	2.326		336
14	22	2			3.73	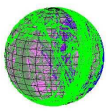	1.162	NA	512
17	22	1			3.04	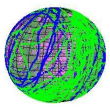	1.378		396
12	34	2			4.29		0.000	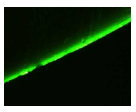	0
50	34	1			1.83		0.000	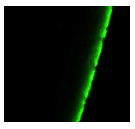	0
13	30	2			3.15		2.448	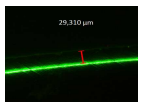	328
22	30	1			2.35		2.851	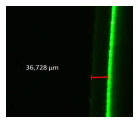	323
25	26	1			2.27		0.755	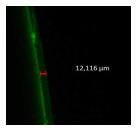	347
36	26	2			5.31	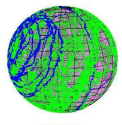	2.583		366
2	22	1			2.58		0.58	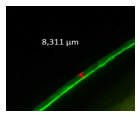	455
3	22	2			8.47		1.277		394
4	34	2			3.9	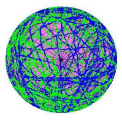	0.000	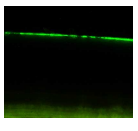	0
5	34	1			2.28		0.365	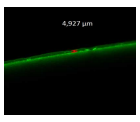	311
6bis	30	1			3.12		0.53		212
7	30	2			6.91		2.533		456
8	26	1			1.93	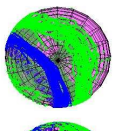	2.898		384
9	26	2			4.92		2.517	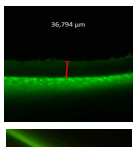	440
10	22	1			4.63	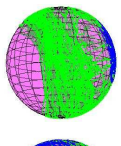	2.329		421
11	22	2			4.81	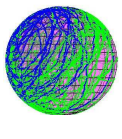	0.734	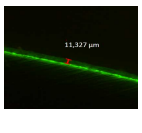	445

19	34	1			2.67		0.358	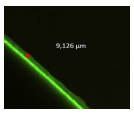	364
15	34	2			4.53		0.46	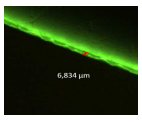	331
16	30	1			1.92	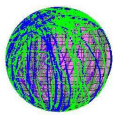	2.001		311
18	30	2			3.46		3.83	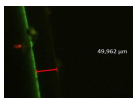	381
20	26	1			3.13	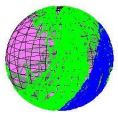	2.523		430
21	26	2			4.55		3.541	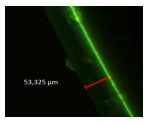	431
23	22	1			1.81	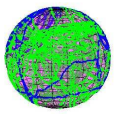	NA	NA	383
24	22	2			3.06	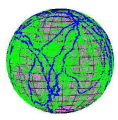	1.789	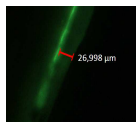	390
26	34	1			2.93		0.719		333
27	34	2			9.73		NA	NA	0