



N₂ fixation in the Mediterranean Sea related to the composition of the diazotrophic community, and impact of dust under present and future environmental conditions

5 Céline Ridame¹, Julie Dinasquet^{2,3}, Søren Hallstrøm⁴, Estelle Bigeard⁵, Lasse Riemann⁴, France Van Wambeke⁶, Matthieu Bressac⁷, Elvira Pulido-Villena⁶, Vincent Taillandier⁷, Frederic Gazeau⁷, Antonio Tovar-Sanchez⁸, Anne-Claire Baudoux⁵, Cécile Guieu⁷

10 ¹ Sorbonne University, CNRS, IRD, LOCEAN: Laboratoire d'Océanographie et du Climat: Expérimentation et Approches Numériques, UMR 7159, 75252 Paris Cedex 05, France

² Scripps Institution of Oceanography, University of California San Diego, USA

³ Sorbonne University, CNRS, Laboratoire d'Océanographie Microbienne, LOMIC, 66650 Banyuls-sur-Mer, France

⁴ Marine Biology Section, Department of Biology, University of Copenhagen, 3000 Helsingør, Denmark

⁵ Sorbonne University, CNRS, Station Biologique de Roscoff, UMR 7144 Adaptation et Diversité en Milieu Marin, France

15 ⁶ Aix-Marseille Université, Université de Toulon, CNRS/INSU, IRD, Mediterranean Institute of Oceanography (MIO), UM 110, 13288, Marseille, France

⁷ Sorbonne Université, CNRS, Laboratoire d'Océanographie de Villefranche, LOV, 06230 Villefranche-sur-Mer, France

⁸ Department of Ecology and Coastal Management, Institute of Marine Sciences of Andalusia (CSIC), 11510 Puerto Real, Cádiz, Spain

20

Correspondence to: Céline Ridame (celine.ridame@locean.ipsl.fr)

Abstract. N₂ fixation rates were measured in the 0-1000 m layer at 13 stations located in the open western and central Mediterranean Sea (MS) during the PEACETIME cruise (late spring 2017). While the spatial variability of N₂ fixation was not related to Fe, P nor N stocks, the surface composition of the diazotrophic community indicated a strong eastward increasing longitudinal gradient for the relative abundance of non-cyanobacterial diazotrophs (NCD) (mainly γ -Proteobacteria) and conversely eastward decreasing for UCYN-A (mainly -A1 and -A3) as did N₂ fixation rates. UCYN-A4 and -A3 were identified for the first time in the MS. The westernmost station influenced by Atlantic waters, and characterized by highest stocks of N and P, displayed a patchy distribution of diazotrophic activity with an exceptionally high rate in the euphotic layer of 72.1 nmol N L⁻¹ d⁻¹, which could support up to 19 % of primary production. At this station 25 increasing longitudinal gradient for the relative abundance of non-cyanobacterial diazotrophs (NCD) (mainly γ -Proteobacteria) and conversely eastward decreasing for UCYN-A (mainly -A1 and -A3) as did N₂ fixation rates. UCYN-A4 and -A3 were identified for the first time in the MS. The westernmost station influenced by Atlantic waters, and characterized by highest stocks of N and P, displayed a patchy distribution of diazotrophic activity with an exceptionally high rate in the euphotic layer of 72.1 nmol N L⁻¹ d⁻¹, which could support up to 19 % of primary production. At this station 30 at 1%PAR depth, UCYN-A4 represented up to 94 % of the diazotrophic community. These *in situ* observations of higher UCYN-A relative abundance in nutrient rich stations while NCD increased in the more oligotrophic stations, suggest that the nutrient conditions could determine the composition of the diazotrophic communities and in turn the N₂ fixation rates.

The impact of Saharan dust deposition on N₂ fixation and diazotrophic communities was also investigated, under present and future projected conditions of temperature and pH during short term (3-4 days) experiments at three stations. New nutrients



35 from simulated dust deposition triggered a significant stimulation of N₂ fixation (from 41 % to 565 %). The strongest
increase in N₂ fixation was observed at the stations dominated by NCD and did not lead on this short time scale to change in
the diazotrophic community composition. Under projected future conditions, N₂ fixation was either exacerbated or
unchanged; in that later case this was probably due to a too low nutrient bioavailability or an increased grazing pressure. The
future warming and acidification likely benefited NCD (*Pseudomonas*) and UCYN-A2 while disadvantaged UCYN-A3
40 without knowing which effect (alone or in combination) is the driver, especially since we do not know the temperature
optima of these species not yet cultivated as well as the effect of acidification.

1. Introduction

The Mediterranean Sea (MS) is considered as one of the most oligotrophic regions of the world's ocean (Krom et al., 2004;
Bosc et al., 2004). It is characterized by a longitudinal gradient in nutrient availability, phytoplanktonic biomass and primary
45 production (PP) decreasing eastward (Manca et al., 2004; D'Ortenzio and Ribera d'Alcalà, 2009; Ignatiades et al., 2009;
Siokou-Frangou et al., 2010; El Hourany et al., 2019). From May to October, the upper water column is well-stratified
(D'Ortenzio et al., 2005), and the sea surface mixed layer (SML) becomes nutrient-depleted leading to low PP (e.g. Lazzari
et al., 2012). Most measurements of N₂ fixation during the stratified period have shown low rates ($\leq 0.5 \text{ nmol N L}^{-1} \text{ d}^{-1}$) in
surface waters of the open MS (Ibello et al., 2010; Bonnet et al., 2011; Yogeve et al., 2011; Ridame et al., 2011; Rahav et al.,
50 2013a; Benavides et al., 2016) indicating that N₂ fixation represents a minor source of bioavailable nitrogen in the MS
(Krom et al., 2010; Bonnet et al., 2011). These low rates are likely related to the extremely low bioavailability in dissolved
inorganic phosphorus (DIP) (Rees et al., 2006; Ridame et al., 2011). The high concentrations of dissolved iron (DFe) in the
SML due to accumulated atmospheric Fe deposition (Bonnet and Guieu 2006; Tovar-Sánchez et al. 2020; Bressac et al.,
2021), suggest that the bioavailability of Fe is not a controlling factor of N₂ fixation (Ridame et al., 2011). Occasionally,
55 high N₂ fixation rates have been reported locally in the northwestern ($17 \text{ nmol N L}^{-1} \text{ d}^{-1}$; Garcia et al., 2006) and eastern MS
($129 \text{ nmol N L}^{-1} \text{ d}^{-1}$; Rees et al., 2006). Usually, the low N₂ fixation rates in the Mediterranean offshore waters are associated
with low abundance of diazotrophs, mainly dominated by unicellular organisms (Man-Aharonovich et al., 2007; Yogeve et
al., 2011; Le Moal et al., 2011). Unicellular diazotrophs from the photo-heterotrophic group A (UCYN-A, Zehr et al., 1998)
largely dominated the cyanobacteria assemblage in the MS (Le Moal et al., 2011), and very low concentrations of
60 filamentous diazotrophic cyanobacteria have only been recorded in the eastern basin (Bar-Zeev et al., 2008; Le Moal et al.,
2011; Yogeve et al., 2011). The UCYN-A cluster consist of four sublineages: UCYN-A1, -A2, -A3 and -A4 (Thompson et al.,
2014; Farnelid et al., 2016; Turk Kubo et al., 2017; Cornejo-Castillo et al., 2019), of which only UCYN-A1 and -A2 have
been previously detected in the MS (Man-Aharonovich et al., 2007; Martinez-Perez et al., 2016; Pierrela Karlusich et al.,
2021). Heterotrophic diazotrophs are widely distributed over the offshore surface waters (Le Moal et al., 2011), and the
65 decreasing eastward gradient of surface N₂ fixation rate could be related to a predominance of photo-autotrophic diazotrophs
in the western basin and a predominance of heterotrophic diazotrophs in the eastern one (Rahav et al. 2013a).



The MS is strongly impacted by periodic dust events, originating from the Sahara, which have been recognized as a significant source of macro- and micronutrients, to the nutrient depleted SML during stratified periods (Guieu and Ridame, 2020 and references therein; Mas et al., 2020). Results from Saharan dust seeding experiments during open sea microcosms and coastal mesocosms in the MS, showed stimulation of both PP (Herut et al., 2005; Ternon et al., 2011; Ridame et al., 2014 ; Herut et al., 2016) and heterotrophic bacterial production (BP) (Pulido-Villena et al., 2008, 2014; Lekunberri et al., 2010; Herut et al., 2016). Experimental Saharan dust seeding was also shown to enhanced N₂ fixation in the western and eastern MS (Ridame et al., 2011; Ternon et al., 2011; Ridame et al., 2013; Rahav et al., 2016a) and to alter the composition of the diazotrophic community (Rahav et al., 2016a), as also shown in the tropical North Atlantic (Langlois et al., 2012).

The MS has been identified as one of the primary hot-spots for climate change (Giorgi, 2006). Future sea surface warming and associated increase in stratification (Somot et al., 2008) might reinforce the importance of atmospheric inputs as a source of new nutrients for biological activities, and in particular diazotrophic microorganisms during the stratified period. This fertilizing effect could also be enhanced by the expected decline in pH (Mermex Group, 2011), which could increase the nutrient dust solubility in seawater. Under nutrients depleted conditions, predicted elevated temperature and CO₂ concentration favor the growth and N₂ fixation of the filamentous cyanobacteria *Trichodesmium* and of the photo-autotrophic UCYN-B and -C (Webb et al., 2008; Hutchins et al., 2013; Fu et al., 2008, 2014; Eichner et al., 2014; Jiang et al., 2018), whereas effects on UCYN-A and non-cyanobacterial diazotrophs (NCD) are uncertain.

In this context, the first objective of this study is to investigate during the season characterized by strong stratification and low productivity, the spatial variability of N₂ fixation rates in relation to nutrients availability and diazotrophic communities composition. The second objective was to study, for the first time, the impact of a realistic Saharan deposition event in the open MS, on N₂ fixation rates and diazotrophic communities composition under present and realistic projected conditions of temperature and pH for 2100.

2. Materials and Methods

2.1 Oceanographic cruise

All data were acquired during the PEACETIME cruise (ProcEss studies at the Air-sEa Interface after dust deposition in the MEditerranean sea) in the western and central MS on board the R/V *Pourquoi Pas ?* from May 10 to June 11, 2017 (<http://peacetime-project.org/>) (see the detailed description in Guieu et al., 2020). The cruise track including ten short stations (ST1 to ST10) and three long stations (TYR, ION and FAST) is shown in Fig.1 (coordinates in Table S1). Stations 1 and 2 were located in the Liguro-Provencal basin; stations 5, 6, and TYR, in the Tyrrhenian Sea; stations 7, 8, and ION in the Ionian Sea; and stations 3, 4, 9, 10 and FAST in the Algerian basin.

2.2 Dust seeding experiments

Experimental dust seedings into six large tanks were conducted at each of the three long stations (TYR, ION and FAST), under present and future conditions of temperature and pH. These stations were chosen for their differences in oligotrophic



conditions and metabolic activity of the diazotrophs. The experimental setup is fully described in a companion paper (Gazeau et al., 2021a). Briefly, six climate reactors (volume of about 300 L) made in high density polyethylene were placed in a temperature-controlled container, and covered with a lid equipped with LEDs to reproduce natural light cycle. The tanks were filled with unfiltered surface seawater collected at ~5m with a peristaltic pump at the end of the day (T-12h) before the start of the experiments the next morning (T0). Two replicate tanks were amended with mineral Saharan dust (Dust treatments D1 and D2) simulating a high but realistic atmospheric dust deposition of 10 g m^{-2} (Guieu et al., 2010b). Two other tanks were also amended with Saharan dust (same dust flux as in the Dust treatment) under warmer ($\sim +3^\circ \text{ C}$) and more acidic water conditions ($\sim -0.3 \text{ pH unit}$) (Greenhouse treatments G1 and G2). This corresponds to the IPCC projections for 2100 under RCP8.5 (IPCC 2019). Seawater in G1 and G2 was warmed overnight to reach $+3^\circ \text{ C}$ and acidified through the addition of CO_2 -saturated $0.2 \text{ }\mu\text{m}$ -filtered seawater ($\sim 1.5 \text{ L}$ in 300 L). The difference in temperature between G (Greenhouse) tanks and other tanks (C, Controls and D, Dust) was $+3^\circ \text{ C}$, $+3.2^\circ \text{ C}$ and $+3.6^\circ \text{ C}$ at TYR, ION and FAST, respectively, and the decrease in pH was -0.31 , -0.29 and -0.33 at TYR, ION and FAST, respectively (Gazeau et al., 2021a). Two tanks were filled with untreated water (Controls C1 and C2). The experiment at TYR and ION lasted three days while the experiment at FAST lasted four days. The sampling session took place every morning at the same time over the duration of the experiments.

The fine fraction ($< 20 \text{ }\mu\text{m}$) of a Saharan soil collected in southern Tunisia used in this study, has been previously used for the seeding of mesocosms in the frame of the DUNE project (a DUST experiment in a low-Nutrient, low-chlorophyll Ecosystem). Briefly, the dust was previously subjected to physico-chemical transformations mimicking the mixing between dust and pollution air masses during atmospheric transport (Desboeufs et al, 2001; Guieu et al., 2010b). This dust contained $0.055 \pm 0.003 \%$ of P, $1.36 \pm 0.09 \%$ of N, and $2.26 \pm 0.03 \%$ of Fe, in weight (Desboeufs et al., 2014). Right before the artificial seeding, the dust was mixed with 2 L of ultrapure water in order to mimic a wet deposition event and sprayed at the surface of the climate reactors D and G.

2.3 N_2 fixation and primary production

All materials were acid washed (HCl Suprapur) following trace metal clean procedures. Before sampling, bottles were rinsed three times with the sampled seawater. For the *in situ* measurements, seawater was sampled using a trace metal clean (TMC) rosette equipped with 24 GO-FLO Bottles (Guieu et al., 2020). At each station, 7 to 9 depths were sampled between surface and 1000 m for N_2 fixation measurements, and 5 depths between surface and $\sim 100 \text{ m}$ for primary production measurements. During the seeding experiments, the six tanks were sampled for simultaneous determination of N_2 - and CO_2 net fixation rates before dust seeding (initial time T0) and one day (T1), two days (T2), and three days (T3) after dust addition at TYR and ION stations. At FAST, the last sampling took place four days (T4) after dust addition.

Net N_2 fixation rates were determined using the $^{15}\text{N}_2$ gas-tracer addition method (Montoya et al., 1996), and net primary production using the ^{13}C -tracer addition method (Hama et al., 1983). Immediately after sampling, 1 mL of $\text{NaH}^{13}\text{CO}_3$ (99 %, Eurisotop) and 2.5 ml of 99 % $^{15}\text{N}_2$ (Eurisotop) were introduced to 2.3 L polycarbonate bottles through a butyl septum for



135 simultaneous determination of N₂- and CO₂-fixation. ¹⁵N₂ and ¹³C tracers were added to obtain a ~10 % final enrichment. Then, each bottle was vigorously shaken before incubation for 24 h. The *in situ* samples from the euphotic zone were incubated in on-deck containers with circulating seawater, equipped with blue filters (percentages of attenuation: 70, 52, 38, 25, 14, 7, 4, 2 and 1 %) to simulate *in situ* irradiance at different depths. Samples for N₂ fixation determination in the aphotic layer were incubated in the dark in thermostated incubators set at *in situ* temperature. *In situ* ¹³C-PP will not be discussed in
140 this paper as ¹⁴C-PP rates are presented in Maranon et al. (2021). The *in situ* ¹³C-PP were used in the present study to estimate the contribution of N₂ fixation to PP.

Samples from the dust addition experiments were incubated in two tanks dedicated to incubation: one tank at the same temperature and irradiance as tanks C and D, and another one at the same temperature and irradiance as tanks G. It should be noted that ¹⁴C-PP was also measured during the seedings experiments (Gazeau et al., 2021b).

145 After 24 h incubation, 2.3 L were filtered onto pre-combusted 25 mm GF/F filters, and filters were stored at -25° C. Filters were then dried at 40° C for 48 h before analysis. Particulate carbon (C) and nitrogen (N) as well as ¹⁵N and ¹³C isotopic ratios were quantified using an online continuous flow elemental analyzer (Flash 2000 HT), coupled with an Isotopic Ratio Mass Spectrometer (Delta V Advantage via a conflow IV interface from Thermo Fischer Scientific). N₂ fixation rates were calculated by isotope mass balanced as described by Montoya et al. (1996). The detection limit for N₂ fixation, calculated
150 from significant enrichment and lowest particulate nitrogen was 0.04 nmol N L⁻¹ d⁻¹. From these measurements, the molar C:N ratio in the particulate matter was calculated and used to estimate the contribution of N₂ fixation to primary production. As a rough estimate of the potential impact of bioavailable N input from N₂ fixation on BP, we converted BP in N demand using the molar ratio C/N of 7.3 (Nagata et al., 1986). Trapezoidal method was used to calculate integrated rates over the SML, the euphotic layer (from surface to 1 % photosynthetically available radiation (PAR) depth) and the 0-1000 m water
155 column.

It must be noted that N₂ fixation rates measured by the ¹⁵N₂-tracer gas addition method may have been underestimated due to incomplete ¹⁵N₂ gas bubble equilibration (Mohr et al., 2010). However, this potential underestimation is strongly lowered during long incubation (24h).

The relative changes (RC, in %) in N₂ fixation in the dust experiments were calculated following :

$$RC (\%) = 100 \times \frac{(N_2FIXATION_T - N_2FIXATION_{Control})Tx}{(N_2FIXATION_{Control})Tx}$$

160 with N₂ Fixation_T is the rate in D1, D2, G1 or G2 at Tx, N₂ Fixation_{Control} is the mean of the duplicated controls (C1 and C2) at Tx, and Tx the time of the sampling.

2.4 Composition of the diazotrophic community

165 Samples for characterization of the diazotrophic communities were collected during the dust seeding experiments in the six tanks at initial time before seeding (T0) and final time (T3 at TYR and ION, and T4 at FAST). Three liters of water were collected in acid-washed containers from each tank, filtered onto 0.2 µm PES filters (Sterivex) and stored at -80° C until



DNA extraction. The composition of the diazotrophic community was also determined at four depths (10, 61, 88 and 200 m) at station 10. Here, 2 L seawater were collected from the TMC rosette. Immediately after collection, seawater was filtered under low vacuum pressure through a 0.2 μm -Nuclepore membrane and stored at -80°C in cryovials. Nucleic acids were obtained from both filter types using phenol-chloroform extraction followed by purification (NucleoSpin® PlantII kit; Macherey-Nagel). DNA extracts were used as templates for PCR amplification of the *nifH* gene by nested PCR protocol as fully described in Bigeard et al., (2021, protocol.io). Following polymerase chain reactions, DNA amplicons were purified, and quantified using NanoQuant Plate™ and Tecan Spark® (Tecan Trading AG, Switzerland). Each PCR product was normalized to 30ng/ μl in final 50 μl and sent to Genotoul (<https://www.genotoul.fr/>, Toulouse, France) for high throughput sequencing using paired-end 2x250bp Illumina MiSeq. All reads were processed using the Quantitative Insight Into Microbial Ecology 2 pipeline (QIIME2 v2020.2, Bolyen et al., 2019). Reads were truncated to 350 bp based on sequencing quality, denoised, merged and chimera-checked using DADA2 (Callahan et al., 2016). A total of 1,029,778 reads were assigned to 635 amplicon sequence variants (ASVs). The table was rarefied by filtering at 1 % relative abundance per sample cut-off that reduced the dataset to 97 ASVs accounting for 98.27 % of all reads. Filtering for homologous genes was done using the NifMAP pipeline (Angel et al., 2018) and translation into amino acids using FrameBot (Wang et al., 2013). This yielded 235 ASVs accounting for 1,022,184 reads (99 %). These remaining ASVs were classified with DIAMOND blastp (Buchfink et al 2015) using a FrameBot translated *nifH* database (phylum level version; M. A. Moynihan. 2020) based on the ARB database from the Zehr Lab (version June 2017; <https://www.jzehrlab.com/nifh>). *NifH* cluster and subcluster designations were assigned according to (Frank et al., 2016). UCYN-A sublineages were assigned by comparison to UCYN-A reference sequences (Farnelid et al., 2016; Turk-Kubo et al., 2017). All sequences associated with this study have been deposited under the BioProject ID: PRJNA693966. Alpha and beta-diversity indices for community composition, were estimated after randomized subsampling. Analyses were run in QIIME 2 and in Primer v.6 software package (Clarke and Warwick, 2001).

190 2.5 Complementary data from PEACETIME companions papers

Bacterial production- Heterotrophic bacterial production (BP, *sensus stricto* referring to prokaryotic heterotrophic production) was determined on board using the microcentrifuge method with the ^3H - leucine (^3H -Leu) incorporation technique to measure protein production (Smith and Azam, 1992). The detailed protocol and the rates of BP are presented in Van Wambeke et al. (2021) for measurements in the water column, and in Gazeau et al. (2021b) for measurements over the course of the dust seeding experiments.

Dissolved Fe- Dissolved iron (DFe) concentrations ($< 0.2 \mu\text{m}$) were measured by flow injection analysis with online preconcentration and chemiluminescence detection (FIA-CL). The detection limit was 15 pM (Bressac et al., 2021). DFe concentrations in the water column along the whole transect are presented in Bressac et al. (2021) and for the dust seeding experiments in Roy-Barman et al. (2021).



200 **Dissolved inorganic phosphorus and nitrate-** Concentrations of DIP and nitrate (NO_3^-) were analyzed immediately after
collection on 0.2 μm filtered seawater using a segmented flow analyzer (AAIII HR Seal Analytical) according to Aminot and
K erouel (2007) with respective detection limits of 0.02 $\mu\text{mol L}^{-1}$ and 0.05 $\mu\text{mol L}^{-1}$. Samples with concentrations below the
limit of detection with standard analysis were analyzed by spectrophotometry using a 2.5 m long waveguide capillary cell
(LWCC) for DIP (Pulido-Villena et al., 2010) and a 1 m LWCC for NO_3^- (Louis et al., 2015); the limit of detection was 1
205 nM for DIP and 6 nM for NO_3^- . Samples for determination of NO_3^- at nanomolar level were lost from stations 1 to 4. The
dust addition experiments data are detailed in Gazeau et al. (2021a). The water column data are fully discussed in Pulido-
Villena et al. (2021) and Van Wambeke et al. (2021).

2.6 Statistical analysis

210 Pearson's correlation coefficient was used to test the statistical linear relationship ($p < 0.05$) between N_2 fixation and other
variables (BP, PP, DFe, DIP, NO_3^-). In the dust seeding experiments, means at initial time (T_0) before dust amendment
(average at T_0 in C and D treatments; $n = 4$, see Table 2) were compared using a one-way ANOVA followed by a Tukey
means comparison test ($\alpha = 0.05$). When assumptions for ANOVA were not respected, means were compared using a
Kruskal–Wallis test and a post hoc Dunn test. To test significant differences ($p < 0.05$) between the slopes of N_2 fixation as a
215 function of time in the C, D and G treatments ($n = 8$), an Ancova was performed on data presenting a significant linear
relationship with time (Pearson's correlation coefficient, $p < 0.05$). Statistical tests were done using the XLSTAT and R
studio softwares.

3. Results

220

3.1 *In situ* N_2 fixation

3.1.1 Vertical and longitudinal distribution of N_2 fixation

Over the cruise, the water column was well stratified with a shallow SML varying from 7 to 21 m depth (Table S1).
Detectable N_2 fixation rates in the 0-1000 m layer ranged from 0.04 to an exceptionally high rate of 72.1 $\text{nmol N L}^{-1} \text{d}^{-1}$ at
225 station 10 (Fig.2). Vertical N_2 fixation profiles exhibited a similar shape at all stations with maximum values within the
euphotic layer and undetectable values below 300 m depth (except at stations 1 and 10 with rates $\sim 0.05 \text{ nmol N L}^{-1} \text{d}^{-1}$ at 500
m depth). Within the euphotic layer, all the rates were well above the detection limit ($\text{DL} = 0.04 \text{ nmol N L}^{-1} \text{d}^{-1}$; minimum *in*
situ N_2 fixation = 0.22 $\text{nmol N L}^{-1} \text{d}^{-1}$). The highest rates were generally found below the SML and the lowest at the base of
the euphotic layer or within the SML (Fig.2). The lowest N_2 fixation rates integrated over the euphotic and aphotic (defined
230 as 1 % PAR depth to 1000 m) layers were found at station 8, and the highest at station 10 (Table 1). On average, $59 \pm 16 \%$
of N_2 fixation (min 42 % at TYR and ION, max 97 % at station 10) took place within the euphotic layer (Table 1). The
contribution of the SML integrated N_2 fixation to the euphotic layer integrated N_2 fixation was low, on average $17 \pm 10 \%$.



Surface (~ 5 m) and euphotic layer integrated N_2 fixation rates exhibited a longitudinal gradient decreasing eastward ($r = -0.61$ and $r = -0.60$, $p < 0.05$, respectively) (Fig.3). Integrated N_2 fixation rates over the SML, aphotic and 0-1000 m layers displayed no significant trend with longitude ($p > 0.05$). It should be noted that longitudinal trends with stronger correlations were observed for ^{13}C -PP and BP ($r = -0.81$ and $r = -0.82$, $p < 0.05$, respectively, Fig.S1) as well as DIP and NO_3^- stocks ($r = -0.68$ and $r = -0.80$, $p < 0.05$, no correlation with DFe stock; data not shown) integrated over the euphotic layer.

3.1.2 N_2 fixation and composition of diazotrophs at Station 10

The westernmost station 10 was in sharp contrast to all other stations with an euphotic integrated N_2 fixation on average 44 times higher (Table 1) due to high rates of 2.9 at 37 m and 72.1 $nmol\ N\ L^{-1}\ d^{-1}$ at 61 m (i.e. at the deep chlorophyll-a maximum, DCM) (Fig.2). That rate at 61 m was associated with a maximum in PP but not with a maximum in BP. From surface to 200 m depth, the *nifH* community composition was largely dominated by ASVs related to different UCYN-A groups (Fig.4), that represented 86 % at 200 m and up to 99.5 % at the DCM. No UCYN-B and -C as filamentous diazotrophs were detected. The relative abundance of NCD (mainly γ -Proteobacteria *Pseudomonas*) increased with depth ($r = 0.96$, $p < 0.05$) to reach about 8 % in the mesopelagic layer (200 m). UCYN-A1 and -A4 dominated the total diazotrophic community (from 51 to 99 %). All four UCYN-A had different vertical distributions: the relative abundances of UCYN-A1 and -A3 were the highest in surface while UCYN-A4 was dominant at the most productive depths (61 and 88 m). At 61 m depth, where the unusually high rate of N_2 fixation was detected, the community was dominated by both UCYN-A4 (58 %) and UCYN-A1 (41 %).

3.1.3 N_2 fixation versus primary production, heterotrophic bacterial production, nutrients

For statistical analysis, N_2 fixation rates from station 10 were not included in order not to bias the analysis. N_2 fixation rate integrated over the euphotic layer correlated strongly with PP ($r = 0.71$, $p < 0.05$) and BP ($r = 0.76$; $p < 0.05$) (Fig.5). Integrated N_2 fixation over the euphotic layer (and over the SML) was not correlated with the associated DFe, DIP and NO_3^- stocks ($p > 0.05$). It should be noted that DIP and NO_3^- stocks correlated positively with PP and BP ($p < 0.05$) over the euphotic layer (no correlation between DFe stock, and PP, BP).

3.2 Response of N_2 fixation and composition of the diazotrophic communities to dust seeding

3.2.1 Initial characteristics of the tested seawater

N_2 fixation and BP were the highest at FAST while PP was the highest at FAST and ION (Table 2). The N_2 fixation rates were similar at ION and TYR and significantly higher (factor ~2.6) at FAST. At TYR and ION, the diazotrophs community was largely dominated by NCD (on average 94.5 % of the total diazotrophic community) whereas at FAST, diazotrophic cyanobacteria, mainly UCYN-A, represented on average 91.4 % of the total diazotrophic community. NO_3^- concentration was the highest at FAST (59 nM) while DIP concentration was the highest at TYR (17 nM) and the lowest at ION (7 nM).



The molar NO_3^-/DIP ratio was strongly lower than the Redfield ratio (16/1) indicating a potential N limitation of the phytoplanktonic activity in all experiments. DFe concentrations were all higher than 1.5 nM.

3.2.2 Changes in N_2 fixation in response to dust seeding and relationship with changes in primary and heterotrophic bacterial production

270 All the dust seedings led to a significant stimulation of N_2 fixation relative to the controls under present and future climate conditions (D and G treatments) (Figs.6, S2). The reproducibility between the replicated treatments was good at all stations (mean CV % < 14 %). The maximum N_2 fixation relative change (RC) was the highest at TYR (+434-503 % in D1 and D2, +478-565 % in G1 and G2) then at ION (+256-173 % in D1 and D2, and +261-217 % in G1 and G2) and finally at FAST
275 (+41-49 % in D1 and D2 and +97-120 % in G1 and G2) (Fig.7). At TYR and FAST, dust addition stimulated N_2 fixation more in the G treatment than in D, whereas at ION the response was similar between the treatments (Fig.S2). N_2 fixation measured during the dust seeding experiments correlated strongly with PP at FAST ($r = 0.90$, $p < 0.05$), and with BP at TYR and ION ($r > 0.76$, $p < 0.05$).

3.2.3 Changes in the diazotrophic composition in response to dust seeding

280 At TYR and ION, the diazotrophic communities before seeding were largely dominated by NCD (~ 94.5 % of total ASVs, Figs.8,S4, S5), mainly related to γ -proteobacteria (related to *Pseudomonas*). Some of these ASVs had low overall abundance, and therefore did not appear in the top 20 ASVs (Fig.8) but could nevertheless, account for up to 16 % in a specific sample. Filamentous cyanobacteria (*Katagnymene*) were also observed at both stations (~ 4.7 % of the total diazotrophs). At T0 at TYR and ION, the variability between replicates was high (C1T0 at TYR was removed due to poor
285 sequencing quality) while it was low at FAST. The community at FAST was initially dominated by UCYN-A phylotypes, mostly represented by UCYN-A1 and -A3 (relative abundance of UCYN-A1 and -A3: 34 ± 6 % and 45 ± 2 % of the total diazotrophic composition, respectively) (Fig.8). For ION and FAST experiments, *Pseudomonas* related ASVs were more abundant in G treatments at T0 relative to Control and Dust treatments (T0). At the end of the TYR and ION experiments, the community from all treatments appeared to converge (Fig.S4) due to the increase of a few γ -proteobacteria (mainly
290 *Pseudomonas*) that strongly increased in all treatments (Fig.8). At FAST, no difference in the relative abundances of diazotrophs was recorded between D treatment and the controls at T4 whereas the contribution of NCD was higher (82 % in G vs. 63 % in D) and that of UCYN-A was lower (13 % in G vs. 31 % in D) in G treatment relative to D, at T4.

4. Discussion

295 Late spring, at the time of sampling, all the stations were well-stratified and characterized by oligotrophic conditions increasing eastward (Maranon et al., 2021; Fig.8 in Guieu et al., 2020). NO_3^- and DIP concentrations were low in the SML, from 9 to 135 nM for NO_3^- (Van Wambeke et al., 2021) and from 4 to 17 nM for DIP (Pulido-Villena et al., 2021); the highest stocks were measured at the westernmost station (St 10) (Table S1).



300 **4.1 General features in N₂ fixation and diazotroph community composition**

N₂ fixation rates in the aphotic layer were in the range of those previously measured in the western open MS (Benavides et al., 2016) and accounted, on average, for 41 % of N₂ fixation in the 0-1000 m layer, suggesting that a large part of the total diazotrophic activity was related to heterotrophic NCD in the aphotic layer. N₂ fixation rates in the euphotic layer were of the same order of magnitude (data from St10 excluded) than those previously measured in the open MS in spring and summer
305 (Bonnet et al., 2011; Rahav et al., 2013a). At the tested stations, the surface diazotrophic cyanobacteria were largely dominated by UCYN-A (~ 93 % of the total diazotrophic cyanobacteria, mostly UCYN-A1 and -A3) and the NCD community by γ -proteobacteria (~ 95 % of the total NCD). This is the first time that UCYN-A3 and -A4 are detected in the MS. The photo-autotrophic N₂ fixation was negligible as no UCYN-B and -C were detected and very low abundance of filamentous cyanobacteria was observed.

310

4.2 Longitudinal gradient of N₂ fixation related to the composition of the diazotrophic communities

At station 10 and FAST, the surface diazotrophic communities were largely dominated by UCYN-A (> 91 %) whereas at TYR and ION they were dominated by NCD (> 94 %) which highlights the predominance of photo-heterotrophic diazotrophy in the western waters of the Algerian Basin and of NCD-supported diazotrophy in the Tyrrhenian and Ionian
315 basins. Surface N₂ fixation exhibited a longitudinal gradient decreasing eastward as previously reported (Bonnet et al., 2011, Rahav et al., 2013a). Strong longitudinal gradients decreasing eastward for the relative abundance of UCYN-A ($r = -0.93$, $p < 0.05$) and inversely increasing eastward for NCD were observed ($r = 0.89$, $p < 0.05$) (Fig.9). Despite no quantitative abundances of distinct diazotrophs for the studied area (this and previously published studies), the intensity of the bulk N₂ fixation rate was likely related to the overall composition of the diazotrophic communities (here relative abundance of
320 UCYN-A versus NCD). Indeed, surface N₂ fixation rates correlated positively with the relative abundance of UCYN-A (mainly A1 and A3) ($r = 0.98$, $p < 0.05$) and negatively with the relative abundance of NCD ($r = -0.94$, $p < 0.05$). This could be related, in part, to the variability of the cell-specific N₂ fixation rates that were shown to be higher for UCYN-A relative to NCD (Turk-Kubo et al., 2014; Bentzon-Tilia et al., 2015; Martinez-Perez et al., 2016; Pearl et al., 2018; Mills et al., 2020). Besides, in Atlantic and Pacific Ocean areas when the diazotrophic community is dominated by unicellular
325 organisms, high N₂ fixation rates are mostly associated with a predominance of UCYN-A, and low rates with a predominance of NCD (Turk-Kubo et al., 2014, Martinez-Perez et al., 2016; Moreira-Coello et al., 2017, Fonseca-Batista et al., 2019; Tang et al., 2019).

4.3 Intriguing station 10

330 The patchy distribution of the diazotrophic activity at station 10 was related to an exceptionally high rate at the DCM (72.1 nmol N L⁻¹ d⁻¹). High rates compared to the low rates (< 0.5 nmol N L⁻¹ d⁻¹ usually over the whole water column measured in the MS) have previously been observed locally: 2.4 nmol N L⁻¹ d⁻¹ at the Strait of Gibraltar (Rahav et al., 2013a), ~5 nmol N



$L^{-1} d^{-1}$ in the Bay of Calvi (Rees et al., 2017), $17 \text{ nmol N L}^{-1} d^{-1}$ in the northwestern MS (Garcia et al., 2006) and $129 \text{ nmol N L}^{-1} d^{-1}$ in the eastern MS (Rees et al., 2006). Station 10 was also hydrodynamically "contrasted" compared to the other
335 stations: it was located almost at the centre of an anticyclonic eddy (Guieu et al., 2020), with the core waters (0-200 m) of Atlantic origin (colder, fresher). In such anticyclonic structures, enhanced exchanges with nutrients rich waters from below take place, and combined with lateral mixing, could explain the high stocks of NO_3^- and DIP in the euphotic layer (Table S1). Nevertheless, the anomaly of N_2 fixation at the DCM was neither associated with anomalies of PP, BP nor NO_3^- and DIP concentrations. It only coincided with a minimum in DFe concentration (0.47 nM compared to 0.7 to 1.4 nM at the nearby
340 depths, Bressac et al., 2021) which could not be explained solely by the diazotrophs uptake.

Despite no correlation between N_2 fixation and the relative abundance of specific diazotrophs ($p > 0.05$) along the profile, the huge heterogeneity in N_2 fixation rate was likely related to the patchy distribution of diazotrophs taxa. Indeed, patchiness seems to be a common feature of unicellular diazotrophs (Robinart et al., 2014; Moreira-Coello et al., 2019). The exceptionally high N_2 fixation rates coincided with the highest relative contributions of UCYN-A and more precisely
345 UCYN-A4. Exceptional N_2 fixation rates at station 10, impacted by northeast Atlantic surface waters of subtropical origin could thus be related to that incoming waters. Indeed, Fonseca-Batista et al. (2019) reported high N_2 fixation rates (45 and $65 \text{ nmol N L}^{-1} d^{-1}$ with euphotic N_2 fixation rates up to $1533 \mu\text{molN m}^{-2} d^{-1}$) associated with a predominance of UCYN-A in subtropical Atlantic surface water mass along the Iberian Margin ($\sim 40^\circ \text{ N}$ - 11° E). It should be noted that UCYN-A4 was only detected at station 10, and its relatively high contribution to the whole diazotrophs in the euphotic layer coincided with
350 the highest stocks of P (and N). This could reflect higher nutrient requirement(s) of the UCYN-A4 and/or of its eukaryotic partner relative to other sublineages. Another intriguing feature was the high contribution ($\sim 86 \%$) of UCYN-A in the mesopelagic zone (200 m). As UCYN-A lives in obligate symbiosis with haptophytes from which it receives fixed carbon from photosynthesis (Thompson et al., 2012, 2014), this suggests that this contribution was probably derived from sinking senescing prymnesiophyte-UCYN-A cells, and that the weak N_2 fixation rate at 200m depth is likely only driven by γ -
355 proteobacteria (*Pseudomonas*).

4.4 Supply of bioavailable N from diazotrophic activity for fueling primary and heterotrophic bacterial production - Relationship with potential controlling factors of N_2 fixation

The relationship established between N_2 fixation, and PP and BP illustrated that in the studied area, N_2 fixation is promoted
360 by UCYN and NCD, and/or could indicate that all processes have the same (co)-limitation. Overall, N_2 fixation was a poor contributor to PP, as previously shown in the MS (Bonnet et al., 2011; Yogeve et al., 2011; Rahav et al. 2013a) and BP ($1.0 \pm 0.3 \%$ of PP and $8 \pm 1 \%$ of BP) except at station 10 where N_2 fixation could support up to 19% of PP and supply the entire bioavailable N requirements for heterotrophic prokaryotes (213% of BP). As expected, our results suggest no control of N_2 fixation by DFe and NO_3^- , as previously shown through nutrient additions in microcoms (Rees et al., 2006; Ridame et al.,
365 2011, Rahav et al., 2016b). No correlation was observed between N_2 fixation and DIP which may highlight the spatial variability of the controlling factor of diazotrophs as DIP was shown to control N_2 fixation in the western basin, but not in



the Ionian basin (Ridame et al., 2011). Moreover, DIP concentration does not reflect the rapid turnover of P in the open MS and thus could be a poor indicator of DIP availability (Pulido-Villena et al., 2021).

370 **4.5 Diazotrophic activity and composition in response to dust addition under present climate conditions**

General features – In all experiments, simulated wet dust deposition under present climate conditions triggered a significant (41 to 503 %) and rapid (24-48 h) stimulation of N₂ fixation relative to the controls. Despite this strong increase, N₂ fixation rates remained low (< 0.7 nmol N L⁻¹ d⁻¹) as well as their contribution to PP (< 7 %) and BP (< 5 %) as observed *in situ* (Sect.4.4). All of these results are consistent with those found after dust seeding in mesocosms in a coastal site in the
375 northwestern MS (Ridame et al., 2013) and in the open Cretan Sea (Rahav et al., 2016a).

Temporal Changes in the composition of the diazotrophic community- Dust addition under present climate conditions did not impact the diazotrophic communities composition. At TYR and ION, the large increase in N₂ fixation recorded after dust addition might be attributed to NCD (mainly γ -proteobacteria), as suggested by the positive correlation between N₂ fixation and BP. At FAST, the community shifted from a large dominance of UCYN-A towards a dominance of NCD both in the
380 dust treatments and unamended controls due to the increase in a few fast growing γ -proteobacteria (mainly *Pseudomonas*). This shift could be attributed to a bottle effect imposed by the tanks which can favor fast growing heterotrophic bacteria (Sherr et al. 1999; Calvo-Diaz et al., 2011). Nevertheless, the increased N₂ fixation after dust seeding at FAST cannot be explained by the shift in composition of the diazotrophic communities because the rates remained quite stable in the controls all along the experiment. Rather, the abundances of diazotrophs have obviously increased due to dust input, and UCYN-A in
385 association with prymnesiophytes could still be responsible for the majority of the enhanced N₂ fixation as N₂ fixation correlated strongly with PP.

Variability of the N₂ fixation response among stations - The highest stimulation of N₂ fixation to dust addition was observed at TYR (mean RC_D = 321 %) then at ION (mean RC_D = 161 %) and finally at FAST (mean RC_D = 21 %) (Fig.7). The differences in the intensity of the diazotrophic response were not related to differences in the initial nutrients stocks
390 (Table S1) and in the nutrients input from dust which was quite similar between experiments (Gazeau et al., 2021a). Briefly, dust input led to a strong increase of 11.2±0.2 μ M NO₃⁻ few hours after seeding in the three experiments, and the maximum DIP release was slightly higher at FAST (31 nM) than at TYR and ION (23 ± 2 nM) (Gazeau et al., 2021a). As DFe concentration before seeding was high (\geq 1.5 nM, Table 2), the bioavailability of Fe did not appear to drive the response of N₂ fixation (Ridame et al., 2013). Also, we evidenced in this experiment that NO₃⁻ release from dust did not inhibit N₂
395 fixation rate driven by UCYN-A and NCD. This was expected for UCYN-A as it lacks NO₃⁻ assimilation pathways (Tripp et al., 2010; Bombar et al., 2014).

N₂ fixation was initially more limited at TYR and ION (as evidenced by the lowest initial rates) compared to FAST, thereby explaining the highest stimulation of N₂ fixation to dust seeding at these stations. Interestingly, the stimulation of N₂ fixation was higher at TYR than at ION (Fig.7) while these stations presented the same initial rate supported by NCD. One major
400 difference is that PP was not enhanced by dust seeding at TYR while BP increased in both experiments (Gazeau et al.,



2021b) suggesting that NCD-supported N_2 fixation was not limited by organic carbon at this station. As N_2 fixation and BP correlated strongly after the dust seeding, it means that dust-derived DIP could relieve the ambient limitation of both heterotrophic prokaryotes (BP was co-limited by NP, Van Wambeke et al., 2021) and NCD at TYR. This could explain why DIP concentration in the D treatments became again similar to the controls at the end of this experiment. At ION characterized by the lowest initial DIP concentration, N_2 fixation and PP were likely DIP (co-)limited as shown for BP (Van Wambeke et al., 2021). Consequently, heterotrophic prokaryotes, NCD, and photoautotrophs could out-compete for dust-derived DIP uptake reducing then the amount of DIP per cell explaining the lowest stimulation of N_2 fixation relative to TYR.

At FAST, initially dominated by UCYN-A, N_2 fixation and PP correlated strongly after the dust seeding. This indicated that dust could relieve either directly the ambient nutrient limitation of both N_2 fixation and PP (Fig.S3) or indirectly through first the relief of the PP limitation of the UCYN-A photoautotroph hosts inducing an increase in the production of organic carbon which could be used by UCYN-A to increase its N_2 -fixing activity.

4.6 Response to dust addition under future relative to present climate conditions

General features -At TYR and FAST, N_2 fixation was more stimulated by dust input under future than present climate conditions (mean $RC_{G-TYR} = 478\%$ and mean $RC_{G-FAST} = 54\%$) whereas at ION the response was similar (Figs.7, S2). These differences between future and present climate conditions were not related to the nutrients supplied from dust (Gazeau et al., 2021a).

The purpose of our study was to study the combined effect of warming and acidification, but we can expect on the short time scale of our experiments (< 3-4 days), that NCD and UCYN-A would not be directly affected by ocean acidification and the associated changes in the CO_2 concentration as they do not fix CO_2 (Zehr et al., 2008). Indeed, no impact of acidification (or pCO_2 increase) on N_2 fixation was detected when the diazotrophic communities were dominated by UCYN-A in the North and South Pacific (Law et al., 2012; Böttjer et al. 2014).

TYR and ION –Under future climate conditions, the composition of the diazotrophic communities did not change after dust input at TYR and ION relative to present conditions. At TYR, the highest N_2 fixation stimulation might be linked to the increase in the NCD abundances and/or in their cell-specific N_2 fixation rates under future climate conditions. Unfortunately, the impact of increased temperature and decreased pH on the cell-specific N_2 fixation rates of NCD is currently unknown. However, some studies suggest a positive relationship between temperature and abundances of NCD: diazotrophic γ -proteobacteria (γ -24774A11) gene copies correlated positively with temperature (from ~ 20 to $30^\circ C$) in surface waters of the western South Pacific Ocean (Moisander et al., 2014), and Messer et al. (2015) suggested a temperature optima for these γ -proteobacteria around 25 - $26^\circ C$ in the Australian tropical waters. At ION, the similar stimulation of N_2 fixation by dust under future climate conditions compared to present climate conditions could be explained by a greater mortality of diazotrophs due to a higher grazing pressure and/or a higher viral activity. Indeed, higher bacterial mortality in the G



435 treatment that could be related to a higher grazing pressure has been observed (Dinasquet et al., 2021). Another explanation is that in spite of the DIP supply from the dust, the DIP bioavailability, initially the lowest at ION, was not sufficient to allow an additional N_2 fixation stimulation.

FAST- Some differences in the composition of the diazotrophic communities were observed between present and future climate conditions at FAST after dust input: the contribution of NCD (mainly *Pseudomonas*) increased and that of UCYN-A
440 decreased. It must be noted that the duration of the experiment was longer at FAST (4 days) relative to TYR and ION (3 days) which could explain at least partly differences between stations. A direct response of increased temperature and/or decreased pH can be considered on a very short time scale (12 hours) by comparing the results in the G treatment at T0 (+3° C, -0.3 pH unit) with those in C and D treatments. The increased contribution of *Pseudomonas* in the G treatment at T0 (before dust addition) reveals a likely positive effect of temperature on the growth of this NCD instead of a decrease in the
445 top-down control on the bacterioplankton which is strongly suspected to increase under future climate conditions (Dinasquet et al., 2021). Interestingly, despite the decrease in the contribution of UCYN-A after dust addition, we observed contrasted responses within the UCYN-A pool relative to present climate conditions: the UCYN-A3 contribution strongly decreased (4.6 % in G vs. 25.4 % in D) whereas that of UCYN-A2 was twice as high (7 % in G vs. 3.4 % in D) (UCYN-A1 contribution was similar). These respective changes could be explained by the difference in the temperature tolerance
450 between UCYN-A2 and -A3. Temperature is one of the key drivers explaining the distribution of UCYN-A which appeared to dominate in most of the temperate regions with temperature optima around ~22-24° C (Langlois et al., 2008; Moisaner et al., 2010). However, the temperature optima for the different UCYN-A sublineages, in particular for UCYN-A2 and -A3, are poorly known. Interestingly, Henke et al. (2018) observed that the UCYN-A2 abundance was positively affected by increasing temperature, within a range of temperature from about 21 to 28° C which is in agreement with our results. Based
455 on the strong positive correlation between N_2 fixation and PP after dust addition, and despite the decrease in the relative abundance of UCYN-A3, the increased stimulation of N_2 fixation under future climate conditions could be sustained by the increase in the relative abundance of UCYN-A2 which is bigger than UCYN-A3 (Cornejo-Castillo et al., 2019) and could consequently have a higher cell-specific N_2 fixation rate.

460 5. Conclusion

In the MS, N_2 fixation is a minor pathway to supply new bioavailable N for sustaining both PP and BP but can locally support up to 20 % of PP and provide all the N requirement for bacterial activity. UCYN-A could support extremely high rates of N_2 fixation ($72 \text{ nmol.L}^{-1}.\text{d}^{-1}$) in the core of an eddy in the Algerian basin influenced by Atlantic waters. The eastward decreasing longitudinal trend of N_2 fixation in the surface waters is likely related to the spatial variability of the composition
465 of the diazotrophic communities, as shown by the eastward increase in the relative abundance of NCD towards more oligotrophic waters while we observed a westward increase in the relative abundance of UCYN-A. This could reflect lower nutrients requirements for NCD relative to UCYN-A. Through the release of new nutrients, simulated wet dust deposition under present and future climate conditions significantly triggered N_2 fixation. The degree of stimulation depended on the



470 metabolic activity of the diazotrophs (degree of limitation) related to the composition of diazotrophic communities, and on
the ambient potential nutrient limitations of diazotrophs, including that of the UCYN-A prymnesiophyte host. The strongest
increase in N₂ fixation, not accompanied with a change in the composition of the diazotrophic communities, was observed at
the stations dominated by NCD (TYR, ION) where the nutrient limitation was the strongest. Under projected future levels of
temperature and pH, the dust effect is either exacerbated or unchanged. Knowing that NCD and UCYN-A do not fix CO₂, we
475 suggest that, on the time scale of our experiments (3-4 days), the exacerbated response of N₂ fixation is likely the result of
the warming (from about 21° C to 24° C) which may increase the growth of NCD when nutrient availability allows it, and
may alter the composition of UCYN-A community. However, to date, the effect of acidification and temperature optima of
the different UCYN-A sublineages are poorly known (or unknown) as these UCYN-A remained uncultivated.

480 Future changes in climate, desertification and land use practices could induce an increase in dust deposition to the oceans
(Tegen et al., 2004; Moulin and Chiapello, 2006; Klingmüller et al., 2016). The predicted future increase in surface
temperature, and the resulting stronger stratification would expect to expand the surface of LNLC areas reinforcing
consequently the role of new nutrient supply from aeolian dust on the N₂ fixation and probably on the structure of the
diazotrophic communities.

6. Data availability

485 Guieu, C. et al. (2020). Biogeochemical dataset collected during the PEACETIME cruise. SEANOE.
<https://doi.org/10.17882/75747>.

7. Author contributions

490 FG and CG designed the dust seedings experiments. CR, JD, EB, MB, FVW, FG, VT, AT-S and CG participated to the
sampling and analysis. CR and EB performed DNA extraction; EB performed library preparation. CR, JD and SH analyzed
the data; CR wrote the manuscript with contributions from all authors.

8. Competing interests

The authors declare that they have no conflict of interest
495

9. Special issue Statement

This article is part of the special issue “Atmospheric deposition in the low-nutrient–low-chlorophyll (LNLC) ocean: effects
on marine life today and in the future (ACP/BG inter-journal SI)”. It is not associated with a conference.

500 10. Financial support

This study is a contribution to the PEACETIME project (<http://peacetime-project.org>), a joint initiative of the MERMEX and
ChArMEX components supported by CNRS-INSU, IFREMER, CEA, and Météo-France as part of the programme



MISTRALS coordinated by INSU. PEACETIME was endorsed as a process study by GEOTRACES. JD was funded by a Marie Curie Actions-International Outgoing Fellowship (PIOF-GA-2013-629378). SH and LR were funded by grant 6108-505 00013 from the Danish Council for independent research to LR.

11. Acknowledgments

The authors thank the captain and the crew of the RV Pourquoi Pas ? for their professionalism and their work at sea. We warmly acknowledge our second ‘chieffe’ scientist Karine Desboeufs. We gratefully thank Eric Thiebaut and Pierre 510 Kostyrka for their precious advice with statistical tests. We also thank Kahina Djaoudi and Thibaut Wagener for their assistance in sampling the tanks and TMC-rosette.

12. References

- 515 Aminot, A., and K erouel, R.: Dosage automatique des nutriments dans les eaux marines, in: M ethodes d'analyses en milieu marin, edited by: IFREMER, 188 pp, 2007.
- Angel, R., Nepel, M., Panh olzl, C., Schmidt, H., Herbold, C. W., Eichorst, S. A., and Wobken, D.: Evaluation of primers targeting the diazotroph functional gene and development of NifMAP–A bioinformatics pipeline for analyzing nifH amplicon data, *Front. Microbiol.*, 9, 703, <https://doi.org/10.3389/fmicb.2018.00703>, 2018.
- 520 Bar Zeev, E., Yogev, T., Man-Aharonovich, D., Kress, N., Herut, B., Beja, O., and Berman-Frank, I.: Seasonal dynamics of the endosymbiotic, nitrogen-fixing cyanobacterium *Richelia intracellularis* in the Eastern Mediterranean Sea, *ISME J.*, 2, 911–92, <https://doi.org/10.1038/ismej.2008.56>, 2008.
- Benavides, M., Bonnet, S., Hern andez, N., Mart inez-P erez, A. M., Nieto-Cid, M., and  lvarez-Salgado, X. A.: Basin-wide N₂ fixation in the deep waters of the Mediterranean Sea, *Global Biogeochem. Cycles*, 30, 952–961, <https://doi.org/10.1002/2015GB005326>, 2016.
- 525 Bentzon-Tilia, M., Traving, S. J., Mantikci, M., Knudsen-Leerbeck, H., Hansen, J. L. S., Markager, S., and Riemann, L.: Significant N₂ fixation by heterotrophs, photoheterotrophs and heterocystous cyanobacteria in two temperate estuaries, *ISME J.*, 9, <https://doi.org/10.1038/ismej.2014.119273>–85, 2015.
- Bigeard, E., Lopes Dos Santos, A., and Ribeiro, C.: nifH amplification for Illumina sequencing. *protocols.io*, <https://dx.doi.org/10.17504/protocols.io.bkipkudn>, 2021.
- 530 Bonnet, S., and Guieu, C.: Atmospheric forcing on the annual in the Mediterranean Sea. A one year survey, *J. Geophys. Res.*, 111, C09010, <https://doi.org/10.1029/2005JC003213>, 2006.
- Bonnet, B., Grosso, O., and Moutin, T.: Planktonic dinitrogen fixation along a longitudinal gradient across the Mediterranean Sea during the stratified period (BOUM cruise), *Biogeosciences*, 8, 2257–2267, <https://doi.org/10.5194/bg-8-2257-2011>, 2011.
- 535 Bosc, E., Bricaud, A., and Antoine, D.: Seasonal and interannual variability in algal biomass and primary production in the Mediterranean Sea, as derived from 4 years of SeaWiFS observations, *Global Biogeochem. Cy.*, 18, GB1005, <https://doi.org/10.1029/2003GB002034>, 2004.
- Bolyen, E., Rideout, J. R., Dillon, M. R., Bokulich, N. A., Abnet, C. C., Al-Ghalith, G. A. et al.: Reproducible, interactive, scalable and extensible microbiome data science using QIIME 2. *Nat. Biotechnol.*, 37, 852–857, 540 <https://doi.org/10.1038/s41587-019-0209-9>, 2019.



- Bombar, D., Heller, P., Sanchez-Baracaldo, P., Carter, B. J., and Zehr, J.P.: Comparative genomics reveals surprising divergence of two closely related strains of uncultivated UCYN-A cyanobacteria, *ISME J.*, 8, 2530–42, <https://doi.org/10.1038/ismej.2014.167>, 2014.
- 545 Böttjer, D., Karl, D. M., Letelier, R. M., Viviani, D. A., and Church, M. J.: Experimental assessment of diazotroph responses to elevated seawater pCO₂ in the North Pacific Subtropical Gyre, *Global Biogeochem. Cycles*, 28, 601–616, <https://doi.org/10.1002/2013GB004690>, 2014.
- Bressac, M., Wagener, T., Leblond, N., Tovar-Sánchez, A., Ridame, C., Albani, S., Guasco, S., Dufour, A., Jacquet, S., Dulac, F., Desboeufs, K., and Guieu, C.: Subsurface iron accumulation and rapid aluminium removal in the Mediterranean following African dust deposition, *Biogeosciences Discuss.*, <https://doi.org/10.5194/bg-2021-87>, in review, 2021.
- 550 Buchfink, B., Xie, C., and Huson, D. H.: Fast and sensitive protein alignment using DIAMOND, *Nat. methods*, 12, 1, 59–60, <https://doi.org/10.1038/nmeth.3176>, 2015.
- Callahan, B. J., Mc Murdie, P. J., Rosen, M. J., Han, A. W., Johnson, A. J. A., and Holmes, S.: DADA2: High-resolution sample inference from Illumina amplicon data, *Nat. Methods*, 13, 581, <https://doi.org/10.1038/nmeth.3869>, 2016.
- Clarke, K. R., and Warwick, P. E.: *Change in Marine Communities: An Approach to Statistical Analysis and Interpretation*, Primer-E Ltd: Plymouth, UK, 2001.
- 555 Calvo-Díaz, A., Díaz-Pérez, L., Suárez, L. Á., Morán, X. A. G., Teira, E., and Marañón, E.: Decrease in the autotrophic-to-heterotrophic biomass ratio of picoplankton in oligotrophic marine waters due to bottle enclosure. *Appl. Environ. Microbiol.*, 77, 5739–5746, <https://doi.org/10.1128/AEM.00066-11>, 2011.
- Cornejo-Castillo, F. M., Munoz-Marin, M. D. C., Turk-Kubo, K. A., Royo-Llonch, M., Farnelid, H., Acinas, S.G., and Zehr, J.P.: UCYN-A3, a newly characterized open ocean sublineage of the symbiotic N₂-fixing cyanobacterium *candidatus* *Atelocyanobacterium* *Thalassa*, *Environ. Microbiol.*, 21, 111–24, <https://doi.org/10.1111/1462-2920.14429>, 2019
- 560 Desboeufs, K. V., Losno, R., Colin, J.-L.: Factors influencing aerosol solubility during cloud processes. *Atmos. Environ.*, 35, 3529–3537, [https://doi.org/10.1016/S1352-2310\(00\)00472-6](https://doi.org/10.1016/S1352-2310(00)00472-6), 2001.
- Desboeufs, K., Leblond, N., Wagener, T., Bon Nguyen, E., and Guieu, C.: Chemical fate and settling of mineral dust in surface seawater after atmospheric deposition observed from dust seeding experiments in large mesocosms, *Biogeosciences*, 11, 5581–5594, <https://doi.org/10.5194/bg-11-5581-2014>, 2014.
- 565 Dinasquet, J., Bigeard, E., Gazeau, F., Azam, F., Guieu, C., Marañón, E., Ridame, C., Van Wambeke, F., Obernosterer, I., and Baudoux, A.-C.: Impact of dust addition on the microbial food web under present and future conditions of pH and temperature, *Biogeosciences Discuss.*, <https://doi.org/10.5194/bg-2021-143>, in review, 2021.
- 570 D'Ortenzio, F., Iudicone, D., de Boyer Montegut, C., Testor, P., Antoine, D., Marullo, S., Santoleri, R., and Madec, G.: Seasonal variability of the mixed layer depth in the Mediterranean Sea as derived from in situ profiles, *Geophys. Res. Lett.*, 32, <https://doi.org/10.1029/2005GL022463>, 2005.
- D'Ortenzio, F., and Ribera d'Alcalà, M.: On the trophic regimes of the Mediterranean Sea: a satellite analysis, *Biogeosciences*, 6, 139–148, <https://doi.org/10.5194/bg-6-139-2009>, 2009.
- 575 Eichner, M., Rost, B., and Kranz, S.: Diversity of ocean acidification effects on marine N₂ fixers, *J. Exp. Mar. Biol. Ecol.*, 457, 199–207, <https://doi.org/10.1016/j.jembe.2014.04.015>, 2014.
- El Hourany, R., Abboud-Abi Saab, M., Faour, G., Mejia, C., Crépon, M., and Thiria, S.: Phytoplankton diversity in the Mediterranean Sea from satellite data using self-organizing maps. *J. Geophys. Res-Oceans*, 124, <https://doi.org/10.1029/2019JC015131>, 2019.
- 580 Farnelid, H., Turk-Kubo, K. A., del Carmen Muñoz-Marín, M., and Zehr, J. P.: New insights into the ecology of the globally significant uncultured nitrogen-fixing symbiont UCYN-A, *Aquat. Microb. Ecol.*, 77, 3, 125–138, <https://doi.org/10.3354/ame01794>, 2016.



- 585 Fonseca-Batista, D., Li, X., Riou, V., Michotey, V., Deman, F., Fripiat, F., Guasco, S., Brion, N., Lemaitre, N., Tonnard, M., Gallinari, M., Planquette, H., Planchon, F., Sarthou, G., Elskens, M., LaRoche, J., Chou, L., and Dehairs, F.: Evidence of high N₂ fixation rates in the temperate northeast Atlantic, *Biogeosciences*, 16, 999–1017, <https://doi.org/10.5194/bg-16-999-2019>, 2019.
- Frank, I. E., Turk-Kubo, K. A., and Zehr, J. P.: Rapid annotation of nif H gene sequences using classification and regression trees facilitates environmental functional gene analysis, *Env. microbiol. Rep.*, 8, 5, 905-916. <https://doi.org/10.1111/1758-2229.12455>, 2016.
- 590 Fu, F.-X., Mulholland, M. R., Garcia, N. S., Beck, A., Bernhardt, P. W., Warner, M. E., Sanudo-Wilhelmy, S. A., and Hutchins, D. A.: Interactions between changing pCO₂, N₂ fixation, and Fe limitation in the marine unicellular cyanobacterium *Crocospaera*, *Limnol. Oceanogr.*, 53, 2472–2484, <https://doi.org/10.4319/lo.2008.53.6.2472>, 2008.
- Fu, F.-X., Yu, E., Garcia, N. S., Gale, Y., Luo, Y., Webb, E. A., and Hutchins, D.A.: Differing responses of marine N₂ fixers to warming and consequences for future diazotroph community structure, *Aquat. Microb. Ecol.*, 72, 33–46, <https://doi.org/10.3354/ame01683>, 2014.
- 595 Garcia, N., Raimbault, P., Gouze, E., and Sandroni, V.: Nitrogen fixation and primary production in Western Mediterranean, *C. R. Biol.*, 329, 742–750, <https://doi.org/10.1016/j.crv.2006.06.006>, 2006.
- Gazeau, F., Ridame, C., Van Wambeke, F., Alliouane, S., Stolpe, C., Irisson, J.-O., Marro, S., Dolan, J., Blasco, T., Grisoni, J.-M., De Liège, G., Hélias-Nunige, S., Djaoudi, K., Pulido-Villena, E., Dinasquet, J., Obernosterer, I., Catala, P., Marie, B., and Guieu, C.: Impact of dust enrichment on Mediterranean plankton communities under present and future conditions of pH and temperature: an overview, *Biogeosciences*, <https://doi.org/10.5194/bg-2020-202>, 2021a.
- 600 Gazeau, F., Van Wambeke, F., Marañón, E., Pérez-Lorenzo, M., Alliouane, S., Stolpe, C., Blasco, T., Leblond, N., Zäncker, B., Engel, A., Marie, B., Dinasquet, J., and Guieu, C.: Impact of dust addition on the metabolism of Mediterranean plankton communities and carbon export under present and future conditions of pH and temperature, *Biogeosciences Discuss.*, <https://doi.org/10.5194/bg-2021-20>, in review, 2021b.
- 605 Giorgi, F.: Climate change Hot-spots, *Geophys. Res. Lett.* 33, L08707, <https://doi.org/10.1029/2006GL025734>, 2006.
- Guieu, C., Dulac, F., Desboeufs, K., Wagener, T., Pulido-Villena, E., Grisoni, J.-M., Louis, F., Ridame, C., Blain, S., Brunet, C., Bon Nguyen, E., Tran, S., Labiadh, M., and Dominici, J.-M.: Large clean mesocosms and simulated dust deposition: a new methodology to investigate responses of marine oligotrophic ecosystems to atmospheric inputs, *Biogeosciences*, 7, 2765-2784, <https://doi.org/10.5194/bg-7-2765-2010>, 2010.
- 610 Guieu, C., and Ridame, C.: Impact of atmospheric deposition on marine chemistry and biogeochemistry, in *Atmospheric Chemistry in the Mediterranean Region: Comprehensive Diagnosis and Impacts*, edited by F. Dulac, S. Sauvage, and E. Hamonou, Springer, Cham, Switzerland, 2020.
- Guieu, C., D'Ortenzio, F., Dulac, F., Taillandier, V., Doglioli, A., Petrenko, A., Barrillon, S., Mallet, M., Nabat, P., and Desboeufs, K.: Introduction: Process studies at the air–sea interface after atmospheric deposition in the Mediterranean Sea – objectives and strategy of the PEACETIME oceanographic campaign (May–June 2017), *Biogeosciences*, 17, 5563–5585, <https://doi.org/10.5194/bg-17-5563-2020>, 2020.
- 615 Hama, T., Miyazaki, T., Ogawa, Y., Iwakuma, T., Takahashi, M., Otsuki, A., and Ichimura, S.: Measurement of photosynthetic production of a marine phytoplankton population using a stable ¹³C isotope, *Mar. biol.*, 73, 31–36, <https://doi.org/10.1007/BF00396282>, 1983.
- 620 Henke, B. A., Turk-Kubo, K. A., Bonnet, S., and Zehr, J. P.: Distributions and Abundances of Sublineages of the N₂-Fixing Cyanobacterium *Candidatus Atelocyanobacterium thalassa* (UCYN-A) in the New Caledonian Coral Lagoon, *Front. Microbiol.*, 9, 554, <https://doi.org/10.3389/fmicb.2018.00554>, 2018.
- Herut, B., T. Zohary, M. D. Krom, R. F. Mantoura, P. Pitta, S. Psarra, F. Rassoulzadegan, T. Tanaka, and Thingstad, T. F.: Response of East Mediterranean surface water to Saharan dust: On-board microcosm experiment and field observations, *Deep Sea Res., Part II*, 52, 3024–3040, <https://doi.org/10.1016/j.dsr2.2005.09.003>, 2005.
- 625



- 630 Herut, B., Rahav, E., Tsagaraki, T. M., Giannakourou, A., Tsiola, A., Psarra, S., Lagaria, A., Papageorgiou, N., Mihalopoulos, N., Theodosi, C. N., Violaki, K., Stathopoulou, E., Scoullou, M., Krom, M. D., Stockdale, A., Shi, Z., Berman-Frank, I., Meador, T. B., Tanaka, T., and Paraskevi, P.: The potential impact of Saharan dust and polluted aerosols on microbial populations in the East Mediterranean Sea, an overview of a mesocosm experimental approach, *Front. Mar. Sci.*, 3, 226, <https://doi.org/10.3389/fmars.2016.00226>, 2016.
- Hutchins, D., Fu, F-X., Webb, E., Walworth, N., and Tagliabue, A.: Taxon-specific response of marine nitrogen fixers to elevated carbon dioxide concentrations, *Nature Geosci* 6, 790–795, <https://doi.org/10.1038/ngeo1858>, 2013.
- 635 Ibello, V., Cantoni, C., Cozzi, S., and Civitarese, G.: First basin-wide experimental results on N₂ fixation in the open Mediterranean Sea, *Geophys. Res. Lett.*, 37, L03608, <https://doi.org/10.1029/2009GL041635>, 2010.
- Ignatiades, L., Gotsis-Skretas, O., Pagou, K., and Krasakopoulou, E.: Diversification of phytoplankton community structure and related parameters along a large-scale longitudinal east-west transect of the Mediterranean Sea, *J. Plankton. Res.*, 31, 411–428, <https://doi.org/10.1093/plankt/fbn124>, 2009.
- 640 IPCC: IPCC Special Report on the Ocean and Cryosphere in a Changing Climate, edited by H. O. Pörtner, D. C. Roberts, V. Masson-Delmotte, P. Zhai, M. Tignor, E. Poloczanska, K. Mintenbeck, A. Alegría, M. Nicolai, A. Okem, J. Petzold, B. Rama, and N. M. Weyer., 2019.
- Jiang, H. B., Fu, F-X., Rivero-Calle, S., Levine, N. M., Sañudo-Wilhelmy, S. A., Qu, P. P., Wang, X. W., Pinedo-Gonzalez, P., Zhu, Z., and Hutchins, D.A.: Ocean warming alleviates iron limitation of marine nitrogen fixation, *Nature Clim. Change*, 8, 709–712, <https://doi.org/10.1038/s41558-018-0216-8>, 2018.
- 645 Klingmüller, K., Pozzer, A., Metzger, S., Stenchikov, G. L., and Lelieveld, J.: Aerosol optical depth trend over the Middle East, *Atmos. Chem. Phys.*, 16, 5063–5073, <https://doi.org/10.5194/acp-16-5063-2016>, 2016.
- Krom, M. D., Herut, B., and Mantoura, R. F. C.: Nutrient budget for the Eastern Mediterranean: Implications for phosphorus limitation, *Limnol. Oceanogr.*, 49, 1582–1592, <https://doi.org/10.4319/lo.2004.49.5.1582>, 2004.
- 650 Krom, M. D., Emeis, K. C., and Van Cappellen, P.: Why is the Eastern Mediterranean phosphorus limited?, *Prog. Oceanogr.*, 85, 236–244, <https://doi.org/10.1016/j.pocean.2010.03.003>, 2010.
- Langlois, R. J., Hümmer, D., and LaRoche, J.: Abundances and Distributions of the Dominant nifH Phylotypes in the Northern Atlantic Ocean, *Appl. Env. Microbiol.*, 74, 6, 1922–31, <https://doi.org/10.1128/AEM.01720-07>, 2008.
- Langlois, R. J., Mills, M. M., Ridame, C., Croot, P., and LaRoche, J.: Diazotrophic bacteria respond to Saharan dust additions, *Mar. Ecol. Prog. Ser.*, 470, 1–14, <https://doi.org/10.3354/meps10109>, 2012.
- 655 Lazzari, P., Solidoro, C., Ibello, V., Salon, S., Teruzzi, A., Béranger, K., Colella, S., and Crise, A.: Seasonal and inter-annual variability of plankton chlorophyll and primary production in the Mediterranean Sea: a modelling approach, *Biogeosciences*, 9, 217–233, <https://doi.org/10.5194/bg-9-217-2012>, 2012.
- 660 Law, C. S., Breitbarth, E., Hoffmann, L. J., McGraw, C. M., Langlois, R. J., LaRoche, J., Marriner, A., and Safi, K. A.: No stimulation of nitrogen fixation by non-filamentous diazotrophs under elevated CO₂ in the South Pacific, *Glob. Change Biol.*, 18, 3004–3014, <https://doi.org/10.1111/j.1365-2486.2012.02777.x>, 2012.
- Lekunberri, I., Lefort, T., Romero, E., Vázquez-Domínguez, E., Romera-Castillo, C., Marrasé, C., Peters, F., Weinbauer, M., and Gasol, J. M.: Effects of a dust deposition event on coastal marine microbial abundance and activity, bacterial community structure and ecosystem function, *J. Plankton Res.*, 32, 381–396, <https://doi.org/10.1093/plankt/fbp137>, 2010.
- 665 Le Moal, M., Collin, H., and Biegala, I.C.: Intriguing diversity among diazotrophic picoplankton along a Mediterranean transect: a dominance of rhizobia, *Biogeosciences*, 8, 827–840, <https://doi.org/10.5194/bg-8-827-2011>, 2011 Louis et al., 2015.
- Louis, J., Bressac, M., Pedrotti, M. L., and Guieu, C.: Dissolved inorganic nitrogen and phosphorus dynamics in abiotic seawater following an artificial Saharan dust deposition, *Front. Mar. Sci.*, <https://doi.org/10.3389/fmars.2015.00027>, 2015.



- Manca, B., Burca, M., Giorgetti, A., Coatanoan, C., Garcia, M.-J., and Iona, A.: Physical and biochemical averaged vertical profiles in the Mediterranean regions: An important tool to trace the climatology of water masses and to validate incoming data from operational oceanography, *J. Marine Syst.*, 48, 1–4, 83–116, <https://doi.org/10.1016/j.jmarsys.2003.11.025>, 2004.
- Man-Aharonovich, D., Kress, N., Bar Zeev, E., Berman-Frank, I., and Beja, O.: Molecular ecology of *nifH* genes and transcripts in the Eastern Mediterranean Sea, *Environ. Microbiol.*, 9, 9, 2354–2363, <https://doi.org/10.1111/j.1462-2920.2007.01353.x>, 2007.
- Marañón, E., Van Wambeke, F., Uitz, J., Boss, E. S., Pérez-Lorenzo, M., Dinasquet, J., Haëntjens, N., Dimier, C., and Taillandier, V.: Deep maxima of phytoplankton biomass, primary production and bacterial production in the Mediterranean Sea during late spring, *Biogeosciences*, 18, 1749–1767, <https://doi.org/10.5194/bg-18-1749-2021>, 2021.
- Martinez-Perez, C., Mohr, W., Loscher, C. R., Dekaezemacker, J., Littmann, S., Yilmaz, P., Lehnen, N., Fuchs, B. M., Lavik, G., Schmitz, R.A., LaRoche, J., and Kuypers, M. M.: The small unicellular diazotrophic symbiont, UCYN-A, is a key player in the marine nitrogen cycle, *Nat. Microbiol.*, 1, 16163, <https://doi.org/10.1038/nmicrobiol.2016.163>, 2016.
- Mas, J. L., Martin, J., Pham, M. K., Chamizo, E., Miquel, J.-C., Osvath, I., Povinec, P. P., Eriksson, M., and Villa-Alfageme, M.: Analysis of a major Aeolian dust input event and its impact on element fluxes and inventories at the DYFAMED site (Northwestern Mediterranean), *Mar. Chem.*, 223, 103792, <https://doi.org/10.1016/j.marchem.2020.103792>, 2020.
- Mermex Group, De Madron, X.D., Guieu, C., Sempere, R., Conan, P., Cossa, D., D'Ortenzio, F., Estournel, C., Gazeau, F., Rabouille, C., Stemmann, L., Bonnet, S., Diaz, F., Koubbi, P., Radakovitch, O., Babin, M., Baklouti, M., Bancon-Montigny, C., Belviso, S., Bensoussan, N., Bonsang, B., Bouloubassi, I., Brunet, C., Cadiou, J.F., Carlotti, F., Chami, M., Charmasson, S., Charriere, B., Dachs, J., Doxaran, D., Dutay, J.C., Elbaz-Poulichet, F., Eleaume, M., Eyrolles, F., Fernandez, C., Fowler, S., Francour, P., Gaertner, J.C., Galzin, R., Gasparini, S., Ghiglione, J.F., Gonzalez, J.L., Goyet, C., Guidi, L., Guizien, K., Heimburger, L.E., Jacquet, S.H.M., Jeffrey, W.H., Joux, F., Le Hir, P., Leblanc, K., Lefevre, D., Lejeusne, C., Leme, R., Loye-Pilot, M.D., Mallet, M., Mejanelle, L., Melin, F., Mellon, C., Merigot, B., Merle, P.L., Migon, C., Miller, W.L., Mortier, L., Mostajir, B., Mousseau, L., Moutin, T., Para, J., Perez, T., Petrenko, A., Poggiale, J.C., Prieur, L., Pujo-Pay, M., Pulido, V., Raimbault, P., Rees, A.P., Ridame, C., Rontani, J.F., Pino, D.R., Sicre, M.A., Taillandier, V., Tamburini, C., Tanaka, T., Taupier-Letage, I., Tedetti, M., Testor, P., Thebault, H., Thouvenin, B., Touratier, F., Tronczynski, J., Ulses, C., Van Wambeke, F., Vantrepotte, V., Vaz, S., and Verney, R.: Marine ecosystems' responses to climatic and anthropogenic forcings in the Mediterranean, *Prog. Oceanogr.*, 91, 97–166, <https://doi.org/10.1016/j.pocean.2011.02.003>, 2011.
- Messer, L. F., Doubell, M., Jeffries, T. C., Brown, M. V., and Seymour, J. R.: Prokaryotic and diazotrophic population dynamics within a large oligotrophic inverse estuary, *Aquat. Microb. Ecol.*, 74, 1–15, <https://doi.org/10.3354/ame01726>, 2015.
- Mills, M.M., Turk-Kubo, K.A., van Dijken, G.L., Henke, B.A., Harding, K., Wilson, S.T., Arrigo K.R., and Zehr, J.P.: Unusual marine cyanobacteria/haptophyte symbiosis relies on N_2 fixation even in N-rich environments, *ISME J.*, 14, 2395–2406, <https://doi.org/10.1038/s41396-020-0691-6>, 2020.
- Moisander, P. H., Beinart, R. A., Hewson, I., White, A. E., Johnson, K. S., Carlson, C. A., Montoya, J. P., and Zehr, J. P.: Unicellular cyanobacterial distributions broaden the oceanic N_2 fixation domain, *Science*, 327, 5972, 1512–1514, <https://doi.org/10.1126/science.1185468>, 2010.
- Moisander, P. H., Serros, T., Paerl, R. W., Beinart, R. A., Zehr, J. P.: Gammaproteobacterial diazotrophs and *nifH* gene expression in surface waters of the South Pacific Ocean, *ISME J.*, 8, 10, 1962–73, <https://doi.org/10.1038/ismej.2014.49>, 2014.
- Montoya, J. P., Voss, M., Kahler, P., and Capone, D. G.: A simple, high-precision, high-sensitivity tracer assay for N_2 fixation, *App. Environ. Microbiol.*, 62, 3, 986–993, <https://doi.org/10.1128/AEM.62.3.986-993.1996>, 1996.
- Mohr, W., Grosskopf, T., Wallace, D. R. W., and LaRoche, J.: Methodological underestimation of oceanic nitrogen fixation rates, *PLoS One*, 5, 1–7, <https://doi.org/10.1371/journal.pone.0012583>, 2010.



- Moreira-Coello, V., Mouriño-Carballido, B., Marañón, E., Fernández-Carrera, A., Bode, A., and Varela, M. M.: Biological N₂ Fixation in the Upwelling Region off NW Iberia: Magnitude, Relevance, and Players, *Front. Mar. Sci.*, 4, 303, <https://doi.org/10.3389/fmars.2017.00303>, 2017.
- 715 Moreira-Coello, V., Mouriño-Carballido, B., Marañón, E., Fernández-Carrera, A., Bode, A., Sintes, E., Zehr, J.P., Turk-Kubo, K., and Varela, M.M.: Temporal variability of diazotroph community composition in the upwelling region off NW Iberia, *Sci. Rep.*, 9, 3737, <https://doi.org/10.1038/s41598-019-39586-4>, 2019.
- Moulin, C., and Chiapello, I.: Impact of human-induced desertification on the intensification of Sahel dust emission and export over the last decades, *Geophys. Res. Lett.*, 33, <https://doi.org/10.1029/2006GL025923>, 2006.
- 720 Nagata, T.: Carbon and Nitrogen content of natural planktonic bacteria, *Appl., Environ. Microbiol.*, 52, 28-32, <https://doi.org/10.1128/aem.52.1.28-32.1986>, 1986.
- Paerl, R. W., Hansen, T. N. G., Henriksen, N. S. E., Olesen, A. K., and Riemann, L.: N-fixation and related O₂ constraints on model marine diazotroph *Pseudomonas stutzeri* BAL361, *Aquatic Microbial Ecology*, 81, 125–136, <https://doi.org/10.3354/ame01867>, 2018.
- 725 Pierella Karlusich, J.J., Pelletier, E., Lombard, F., Carsique, M., Dvorak, E., Colin, S., Picheral, M., Cornejo-Castillo, F. M., Acinas, S. G., Pepperkok, R., Karsenti, E., de Vargas, C., Wincker, P., Bowler, C., and Foster, R. A.: Global distribution patterns of marine nitrogen-fixers by imaging and molecular methods, *Nat. Commun.*, 12, 4160, <https://doi.org/10.1038/s41467-021-24299-y>, 2021.
- Pulido-Villena, E., Wagener, T., and Guieu, C.: Bacterial response to dust pulses in the western Mediterranean: Implications for carbon cycling in the oligotrophic ocean, *Global Biogeochem. Cycles*, 22, GB1020, <https://doi.org/10.1029/2007GB003091>, 2008.
- 730 Pulido-Villena, E., Rérolle, V., and Guieu, C.: Transient fertilizing effect of dust in P-deficient LNLC surface ocean, *Geophys. Res. Lett.*, 37, L01603, <https://doi.org/10.1029/2009GL041415>, 2010.
- Pulido-Villena, E., Baudoux, A. C., Obernosterer, I., Landa, M., Caparros, J., Catala, P., Georges, C., Harmand, J., and Guieu, C.: Microbial food web dynamics in response to a Saharan dust event: results from a mesocosm study in the oligotrophic Mediterranean Sea, *Biogeosciences*, 11, 5607-5619, [10.5194/bg-11-5607-2014](https://doi.org/10.5194/bg-11-5607-2014), 2014.
- 735 Pulido-Villena, E., Desboeufs, K., Djaoudi, K., Van Wambeke, F., Barrillon, S., Doglioli, A., Petrenko, A., Taillandier, V., Fu, F., Gaillard, T., Guasco, S., Nunige, S., Triquet, S., and Guieu, C.: Phosphorus cycling in the upper waters of the Mediterranean Sea (Peacetime cruise): relative contribution of external and internal sources, *Biogeosciences Discuss.* <https://doi.org/10.5194/bg-2021-94>, in review, 2021.
- 740 Rahav, E., Herut, B., Levi, A., Mulholland, M. R., and Berman-Frank, I.: Springtime contribution of dinitrogen fixation to primary production across the Mediterranean Sea, *Ocean Sci.*, 9, 489–498, <https://doi.org/10.5194/os-9-489-2013>, 2013a.
- Rahav, E., Bar-Zeev, E., Ohayon, S., Elifantz, H., Belkin, N., Herut, B., Mulholland, M. R., and Berman-Frank, I.: Dinitrogen fixation in aphotic oxygenated marine environments, *Front. Microbiol.*, 4, 227, <https://doi.org/10.3389/fmicb.2013.00227>, 2013b.
- 745 Rahav, E., Shun-Yan, C., Cui, G., Liu, H., Tsagaraki, T. M., Giannakourou, A., Tsiola, A., Psarra, S., Lagaria, A., Mulholland, M. R., Stathopoulou, E., Paraskevi, P., Herut, B., and Berman-Frank, I.: Evaluating the impact of atmospheric depositions on springtime dinitrogen fixation in the Cretan Sea (eastern Mediterranean)—A mesocosm approach, *Front. Mar. Sci.*, 3, 180, <https://doi.org/10.3389/fmars.2016.00180>, 2016a.
- 750 Rahav, E., Giannetto, J.M., and Bar-Zeev, E.: Contribution of mono and polysaccharides to heterotrophic N₂ fixation at the eastern Mediterranean coastline, *Sci. Rep.*, 6, 27858, <https://doi.org/10.1038/srep27858>, 2016b.
- Rees, A. P., Law, C. S., and Woodward, E. M. S.: High rates of nitrogen fixation during an in-situ phosphate release experiment in the Eastern Mediterranean Sea, *Geophys. Res. Lett.*, 33, L10607, <https://doi.org/10.1029/2006GL025791>, 2006.



- 755 Rees, A. P., Turk-Kubo, K. A., Al-Moosawi, L., Alliouane, S., Gazeau, F., Hogan, M. E. and Zehr, J.P.: Ocean acidification impacts on nitrogen fixation in the coastal western Mediterranean Sea, *Estuarine, Coastal and Shelf Science*, 186, Part A, 45-57, <https://doi.org/10.1016/j.ecss.2016.01.020>, 2017.
- Ridame, C., Le Moal, M., Guieu, C., Ternon, E., Biegala, I. C., L'Helguen, S., and Pujo-Pay M.: Nutrient control of N₂ fixation in the oligotrophic Mediterranean Sea and the impact of Saharan dust events, *Biogeosciences*, 8, 2773-2783, <https://doi.org/10.5194/bg-8-2773-2011>, 2011.
- 760 Ridame, C., Guieu, C., and L'Helguen, S.: Strong stimulation of N₂ fixation in oligotrophic Mediterranean Sea: results from dust addition in large in situ mesocosms, *Biogeosciences*, 10, 7333-7346, <https://doi.org/10.5194/bg-10-7333-2013>, 2013.
- Ridame, C., Dekaezemaker, J., Guieu, C., Bonnet, S., L'Helguen, S., and Malien, F.: Contrasted Saharan dust events in LNLC environments: impact on nutrient dynamics and primary production, *Biogeosciences*, 11, 4783-4800, <https://doi.org/10.5194/bg-11-4783-2014>, 2014.
- 765 Robidart, J., Church, M., Ryan, J., Ascani, F., Wilson, S. T., Bombar, D., Marin III, R., Richards, K. J., Karl, D. M., Scholin, C. A., and Zehr, J.P.: Ecogenomic sensor reveals controls on N₂-fixing microorganisms in the North Pacific Ocean, *ISME J.*, 8, 1175–1185, <https://doi.org/10.1038/ismej.2013.244>, 2014.
- Roy-Barman, M., Foliot, L., Douville, E., Leblond, N., Gazeau, F., Bressac, M., Wagener, T., Ridame, C., Desboeufs, K., and Guieu, C.: Contrasted release of insoluble elements (Fe, Al, rare earth elements, Th, Pa) after dust deposition in seawater: a tank experiment approach, *Biogeosciences*, 18, 2663–2678, <https://doi.org/10.5194/bg-18-2663-2021>, 2021.
- 770 Sherr, E. B., Sherr, B. F., and Sigmon, C. T.: Activity of marine bacteria under incubated and in situ conditions, *Aquatic Microbial Ecol.*, 20, 213-223, 1999.
- Siokou-Frangou, I., Christaki, U., Mazzocchi, M. G., Montesor, M., Ribera d'Alcalá, M., Vaqué, D., and Zingone, A.: Plankton in the open Mediterranean Sea: A review, *Biogeosciences*, 7, 5, 1543–1586, <https://doi.org/10.5194/bg-7-1543-2010>, 2010.
- 775 Smith, D. C. and Azam, F.: A simple, economical method for measuring bacterial protein synthesis rates in sea water using 3H-Leucine, *Mar. Microb. Food Webs*, 6, 107-114, 1992.
- Somot, S., Sevault, F., Deque, M., and Crepon, M.: 21st century climate change scenario for the Mediterranean using a coupled atmosphere – ocean regional climate model, *Global Planet Change*, 63, 112–126, <https://doi.org/10.1016/j.gloplacha.2007.10.003>, 2008.
- 780 Tang, W., Wang, S., Fonseca-Batista, D., Dehairs, F., Gifford, S., Gonzalez, A. G., Gallinari, M., Planquette, H., Sarthou, G. and Cassar, N.: Revisiting the distribution of oceanic N₂ fixation and estimating diazotrophic contribution to marine production, *Nat. Commun.*, 10, 831, <https://doi.org/10.1038/s41467-019-08640-0>, 2019.
- Tegen, I., Werner, M., Harrison, S. P., and Kohfeld, K. E.: Relative importance of climate and land use in determining present and future global soil dust emissions, *Geophys. Res. Lett.*, 31, L05105, <https://doi.org/10.1029/2003GL019216>, 2004.
- 785 Ternon E., Guieu, C., Ridame, C., L'Helguen, S., and Catala, P.: Longitudinal variability of the biogeochemical role of Mediterranean aerosols in the Mediterranean Sea, *Biogeosciences*, 8, 1067-1080, <https://doi.org/10.5194/bg-8-1067-2011>, 2011.
- 790 Thompson, A. W., Foster, R. A., Krupke, A., Carter, B. J., Musat, N., Vaultot, D., Kuypers, M. M. M., Zehr, J. P.: Unicellular cyanobacterium symbiotic with a single-celled eukaryotic alga, *Science*, 337, 1546–50, <https://doi.org/10.1126/science.1222700>, 2012.
- Thompson, A., Carter, B. J., Turk-Kubo, K., Malfatti, F., Azam, F., and Zehr, J. P.: Genetic diversity of the unicellular nitrogen-fixing cyanobacteria UCYN-A and its prymnesiophyte host, *Environ. Microbiol.*, 16, 3238–49, <https://doi.org/10.1111/1462-2920.12490>, 2014.



- 795 Tovar-Sánchez, A., Rodríguez-Romero, A., Engel, A., Zäncker, B., Fu, F., Marañón, E., Pérez-Lorenzo, M., Bressac, M.,
Wagener, T., Triquet, S., Siour, G., Desboeufs, K., and Guieu, C.: Characterizing the surface microlayer in the
Mediterranean Sea: trace metal concentrations and microbial plankton abundance, *Biogeosciences*, 17, 2349–2364,
<https://doi.org/10.5194/bg-17-2349-2020>, 2020.
- 800 Tripp, H. J., Bench, S. R., Turk, K. A., Foster, R. A., Desany, B. A., Niazi, F., Affourtit, J. P., and Zehr, J. P.: Metabolic
streamlining in an open-ocean nitrogen-fixing cyanobacterium, *Nature*, 464, 90–94, <https://doi.org/10.1038/nature08786>,
2010.
- Turk-Kubo, K. A., Farnelid, H. M., Shilova, I. N., Henke, B., and Zehr, J. P.: Distinct ecological niches of marine symbiotic
N₂-fixing cyanobacterium *Candidatus Atelocyanobacterium thalassa* sublineages, *J. phycol.*, 53, 2, 451–461,
<https://doi.org/10.1111/jpy.12505>, 2017.
- 805 Turk-Kubo, K. A., Karamchandani, M., Capone, D. G., and Zehr, J. P.: The paradox of marine heterotrophic nitrogen
fixation: abundances of heterotrophic diazotrophs do not account for nitrogen fixation rates in the Eastern Tropical South
Pacific, *Environmental Microbiology*, 16, 10, 3095–3114, <https://doi.org/10.1111/1462-2920.12346>, 2014.
- Van Wambeke, F., Taillandier, V., Deboeufs, K., Pulido-Villena, E., Dinasquet, J., Engel, A., Marañón, E., Ridame, C., and
810 Guieu, C.: Influence of atmospheric deposition on biogeochemical cycles in an oligotrophic ocean system, *Biogeosciences*
Discuss., <https://doi.org/10.5194/bg-2020-411>, in review, 2021.
- Wang, Q., Quensen, J. F., Fish, J. A., Lee, T. K., Sun, Y., Tiedje, J. M., and Cole, J. R.: Ecological patterns of *nifH* genes in
four terrestrial climatic zones explored with targeted metagenomics using FrameBot, a new informatics tool, *MBio*, 4, 5,
<https://doi.org/10.1128/mBio.00592-13>, 2013.
- 815 Webb, E. A., Ehrenreich, I. A., Brown, S. L., Valois, F. W., and Waterbury, J. B.: Phenotypic and genotypic characterization
of multiple strains of the diazotrophic cyanobacterium, *Crocospaera watsonii*, isolated from the open ocean, *Env.*
Microbiol., 11, 2, 338–348, <https://doi.org/10.1111/j.1462-2920.2008.01771.x>, 2008.
- Yogev, T., Rahav, E., Bar-Zeev, E., Man-Aharonovich, D., Stambler, N., Kress, N., Béjà, O., Mulholland, M. R., Herut, B.,
and Berman-Frank, I.: Is dinitrogen fixation significant in the Levantine Basin, East Mediterranean Sea?, *Environ.*
Microbiol., 13, 4, 854–871, <https://doi.org/10.1111/j.1462-2920.2010.02402.x>, 2011.
- 820 Zehr, J. P., Mellon, M. T., and Zani, S.: New nitrogen fixing microorganisms detected in oligotrophic oceans by the
amplification of nitrogenase (*nifH*) genes, *Appl. Environ. Microbiol.*, 64, 3444–50, <https://doi.org/10.1128/AEM.64.9.3444-3450.1998>, 1998.
- Zehr, J. P., Bench, S. R., Carter, B. J., Hewson, I. and Niazi, F.: Globally Distributed Uncultivated Oceanic N₂-Fixing
825 Cyanobacteria Lack Oxygenic Photosystem II, *Science*, 322, 1110, <https://doi.org/10.1126/science.1165340>, 2008.

830



Table 1: Integrated N₂ fixation over the surface mixed layer (SML, from surface to the mixed layer depth), from the surface to the base of the euphotic layer (1% PAR depth), over the aphotic layer (1%PAR depth to 1000 m), and from surface to 1000 m at all the sampled stations. Contribution (in %) of SML integrated N₂ fixation to euphotic layer integrated N₂ fixation, and contribution of euphotic layer integrated N₂ fixation to total (0-1000 m) integrated N₂ fixation.

	N ₂ Fix _{SML}	N ₂ Fix _{euphotic}	N ₂ Fix _{aphotic}	N ₂ Fix _{0-1000m}	N ₂ Fix _{SML} /N ₂ Fix _{euphotic}	N ₂ Fix _{euphotic} /N ₂ Fix _{0-1000m}
	μmolN m ⁻² d ⁻¹	μmolN m ⁻² d ⁻¹	μmolN m ⁻² d ⁻¹	μmolN m ⁻² d ⁻¹	%	%
ST01	14.6	42.6	56.5	99.1	34	43
ST02	10.7	36.0	16.0	51.9	30	69
ST03	7.8	58.3	18.1	76.4	13	76
ST04	10.8	46.6	38.5	85.1	23	55
ST05	4.9	46.3	36.1	82.4	10	56
TYR	4.2	38.6	53.0	91.6	11	42
ST06	9.1	34.9	29.8	64.7	26	54
ST07	10.5	43.5	55.4	98.8	24	44
ION	6.2	40.6	56.5	97.1	15	42
ST08	4.3	27.0	12.3	39.3	16	69
ST09	3.4	50.2	43.3	93.5	7	54
FAST	5.9	58.2	35.7	93.8	10	62
ST10	13.7	1908	63.7	1972	1	97
Mean ± std (ST10 excluded)	7.7±3.5	44±9	38±16	81±20		
Mean ± std (all stations)					17%±10%	59%±16%

840

845



Table 2: Initial physico-chemical and biological properties of surface seawater before the perturbation in the dust seeding experiments at TYR, ION and FAST (average at T0 in C and D treatments, n=4 or data at T-12h in the pumped surface waters, n=1). The relative abundances of diazotrophic cyanobacteria and NCD (non-cyanobacterial diazotroph) are given as proportion of total *nifH* sequence reads. DIP: dissolved inorganic phosphorus, DFe: dissolved iron. Means that did not differ significantly between the experiments ($p>0.05$) are labeled with the same letter (in parenthesis).

	TYR	ION	FAST
Day of sampling	05/17/2017	05/25/2017	06/02/2017
Temperature (° C)*	20.6	21.2	21.5
Salinity*	37.96	39.02	37.07
¹³ C-Primary production, mg C m ⁻³ d ⁻¹	1.23±0.64 (A)	2.53±0.40 (B)	2.82±0.55 (B)
N ₂ fixation nmol N L ⁻¹ d ⁻¹	0.19±0.03 (A)	0.21±0.05 (A)	0.51±0.04 (B)
Relative abundance of diazotrophic cyanobacteria (%)	4.7±3.8 (A)	6.2±6.5 (A)	91.4±6.0 (B)
Relative abundance of NCD (%)	95.3±3.9 (A)	93.8±6.5 (A)	8.6±6.0 (B)
Heterotrophic bacterial production ng C. L ⁻¹ h ⁻¹	26.6 ± 7.0 (AB)	25.9 ± 0.9 (A)	36.3 ± 1.2 (B)
C:N (mol/mol)	9.6±0.8 (A)	10.2±0.8 (A)	9.1±0.5 (A)
DIP, nM*	17	7	13
NO ₃ ⁻ , nM*	14	18	59
NO ₃ ⁻ /DIP, mol/mol	0.8	2.6	4.5
DFe, nM [§]	1.5±0.1 (A)	2.6±0.2 (B)	1.8±0.2 (A)

* from Gazeau et al., 2021a

§ from Roy-Barman et al., 2021

855

860



Figures captions

865 Figure 1: Locations of the ten short (ST1 to ST10) and three long stations (TYRR, ION and FAST). Stations 1 and 2 were located in the Provencal basin; stations 5, 6, and TYR, in the Tyrrhenian Sea; stations 7, 8, and ION in the Ionian Sea; and stations 3, 4, 9, 10 and FAST in the Algerian basin. Satellite-derived chlorophyll-a concentration (mg m^{-3}) averaged over the entire duration of the PEACETIME cruise. Ocean color data from MODIS/Aqua, NASA.

870 Figure 2: Vertical distribution of N_2 fixation (in $\text{nmol N L}^{-1} \text{d}^{-1}$) in the Provencal (a), Tyrrhenian (b) Ionian (c) and Algerian (d) basins and at Station 10 (e). N_2 fixation rates at station 10 are plotted individually because of the high fluxes.

Figure 3: Surface (a) and integrated N_2 fixation from surface to euphotic layer depth (b) along the longitudinal PEACETIME transect (station 10 was excluded).

875

Figure 4: Vertical distribution of the 20 most abundant nifH-ASVs at station 10, collapsed into major taxonomic groups.

Figure 5: N_2 fixation rate integrated over the euphotic layer versus ^{13}C -primary production (a) and bacterial production (b); data at station 10 were removed.

880 Figure 6: N_2 fixation rate in $\text{nmol N L}^{-1} \text{d}^{-1}$ during the dust seeding experiments performed at the stations TYR (a), ION (b) and FAST (c) in the replicated controls (black dot), dust treatments under present climate conditions (red square, D treatment) and dust treatments under future climate conditions (green triangle, G treatment). Open symbols were not included in the linear regression

885 Figure 7: Box plots of the relative changes (in %) in N_2 fixation to the rates measured in the controls over the duration of the dust seeding experiments at TYR, ION, and FAST stations. D means dust treatments under present climate conditions (D treatment) and G dust treatments under future climate conditions (G treatment). The red cross represents the average.

890 Figure 8: The composition of diazotrophs (based on 20 most abundant ASVs in the tanks) during the dust seeding experiments at the start (T0) and end (T3 at TYR and ION, and T4 at FAST) in each tank, at TYR (Top panel), ION (middle panel) and FAST (bottom panel). C1T0 at TYR was not included due to poor sequencing quality.

895 Figure 9: Relative abundance of the 20 most abundant nifH-ASVs in surface waters (values at TYR, ION and FAST are based on average of duplicated control and dust treatments at T0).

900

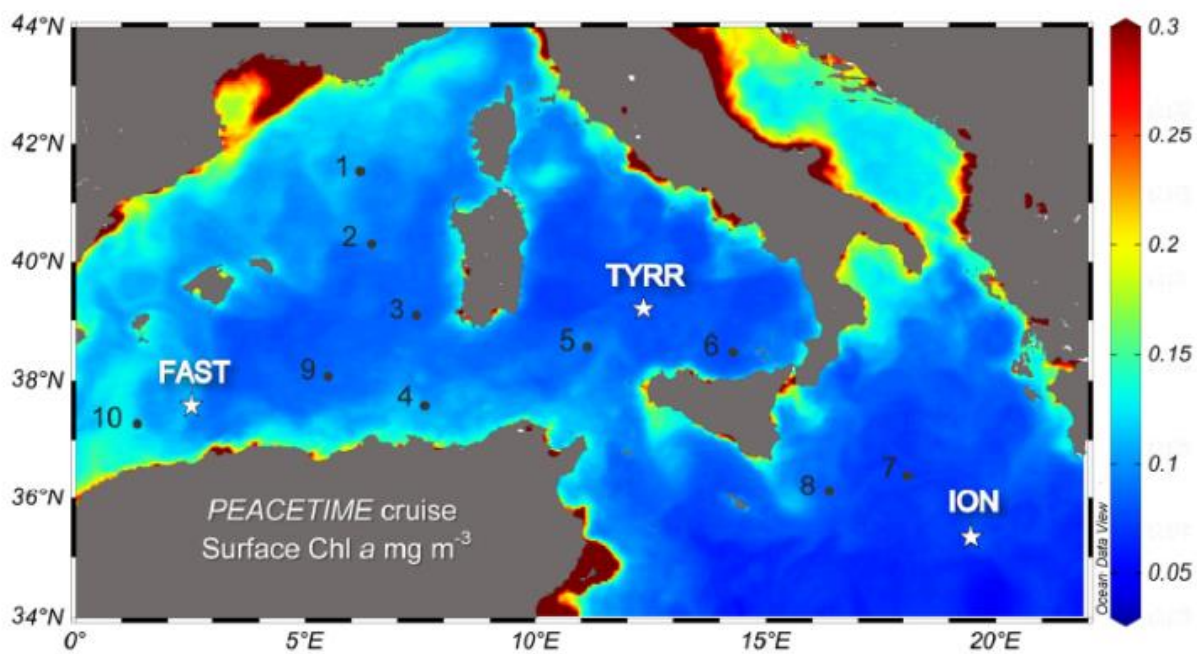
905

910



Figure 1

915



930

935



940 **Figure 2**

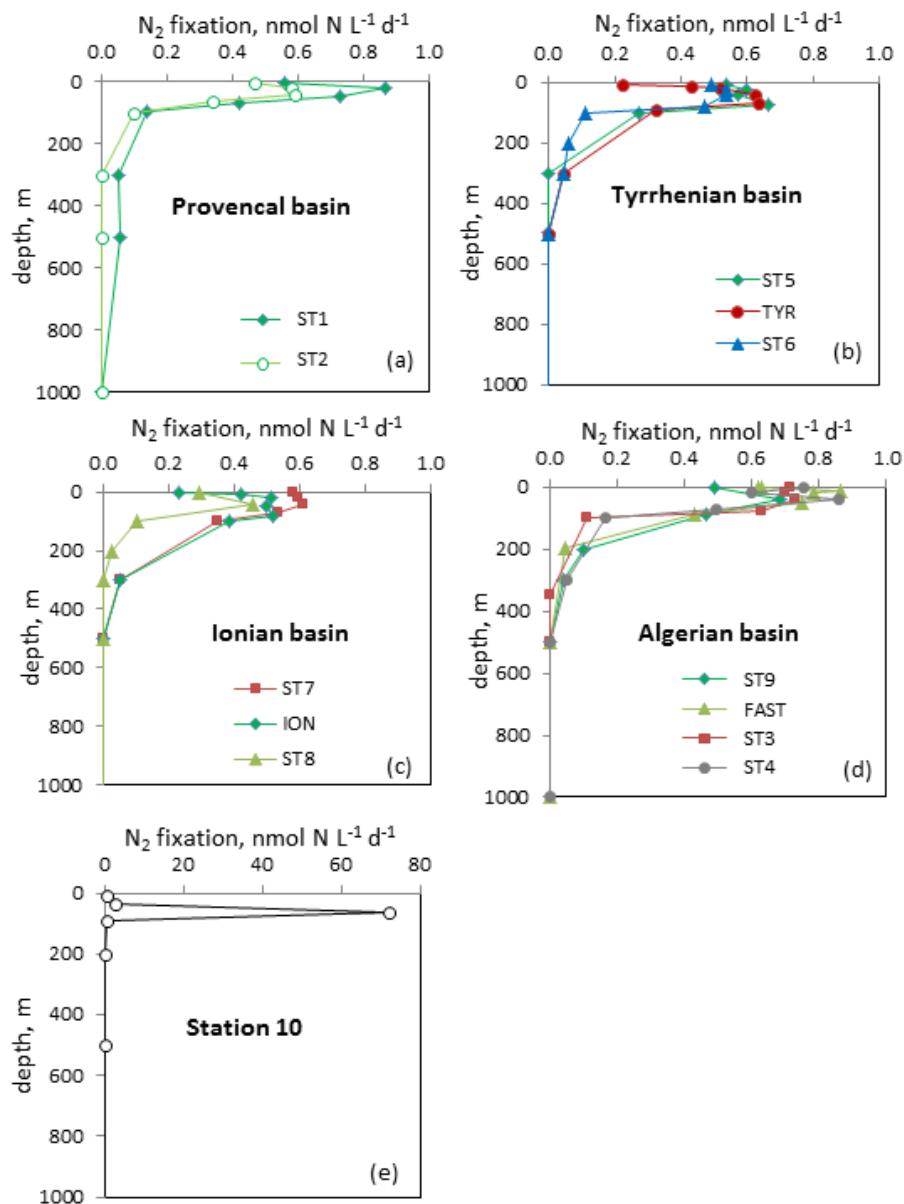




Figure 3

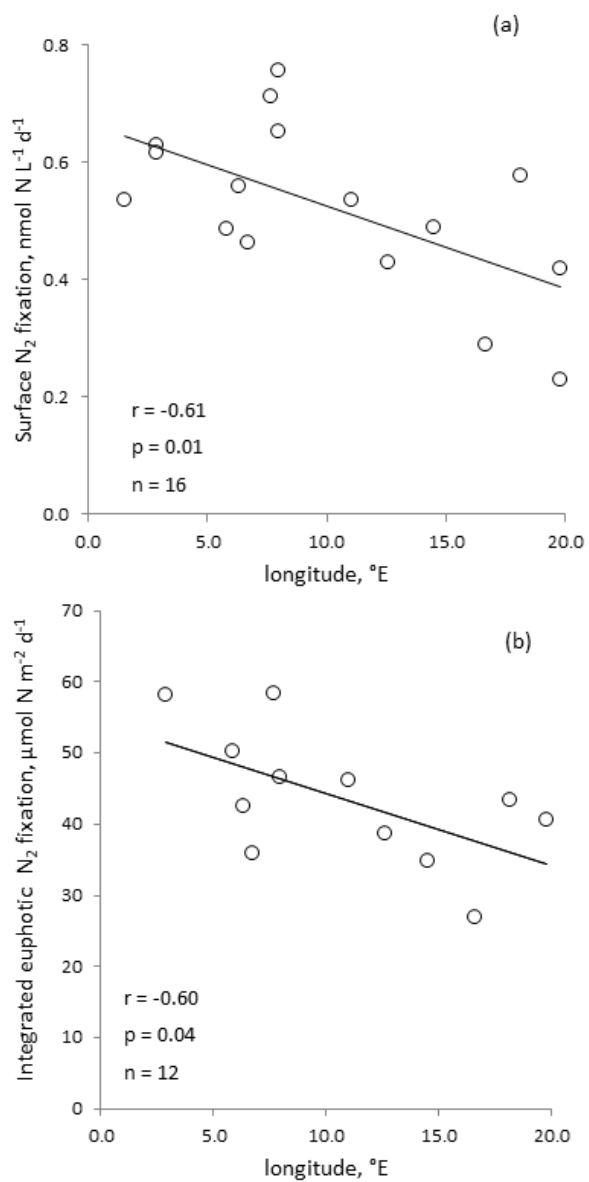
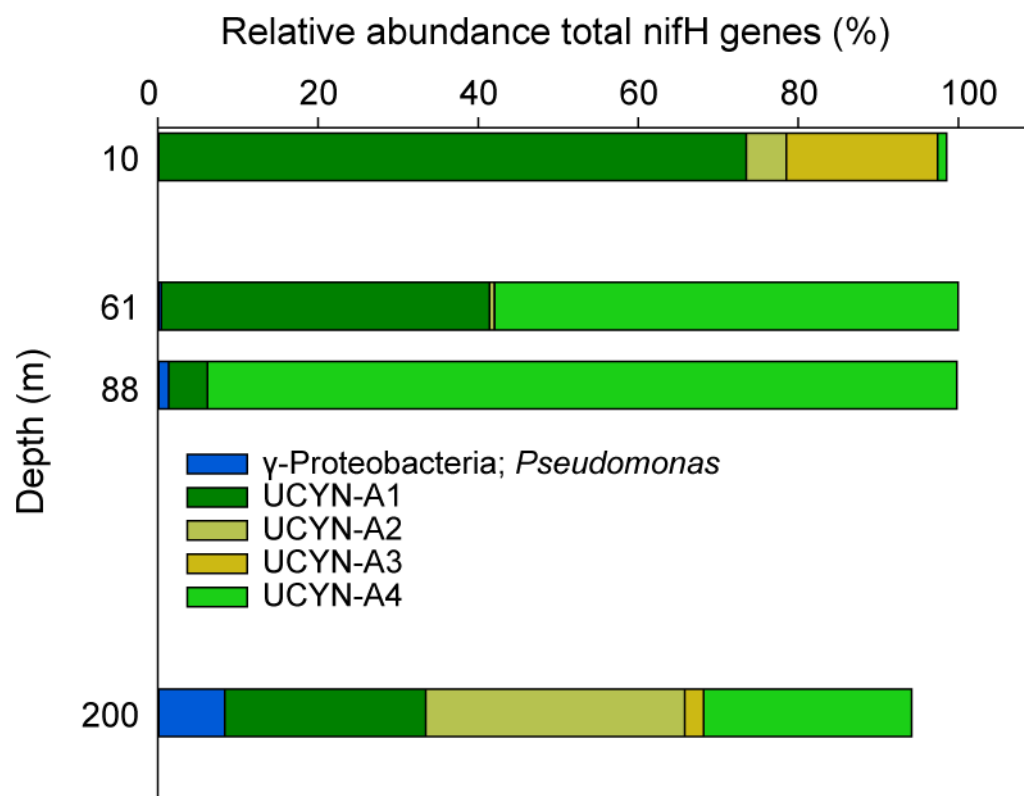




Figure 4

950



955

960

965



Figure 5

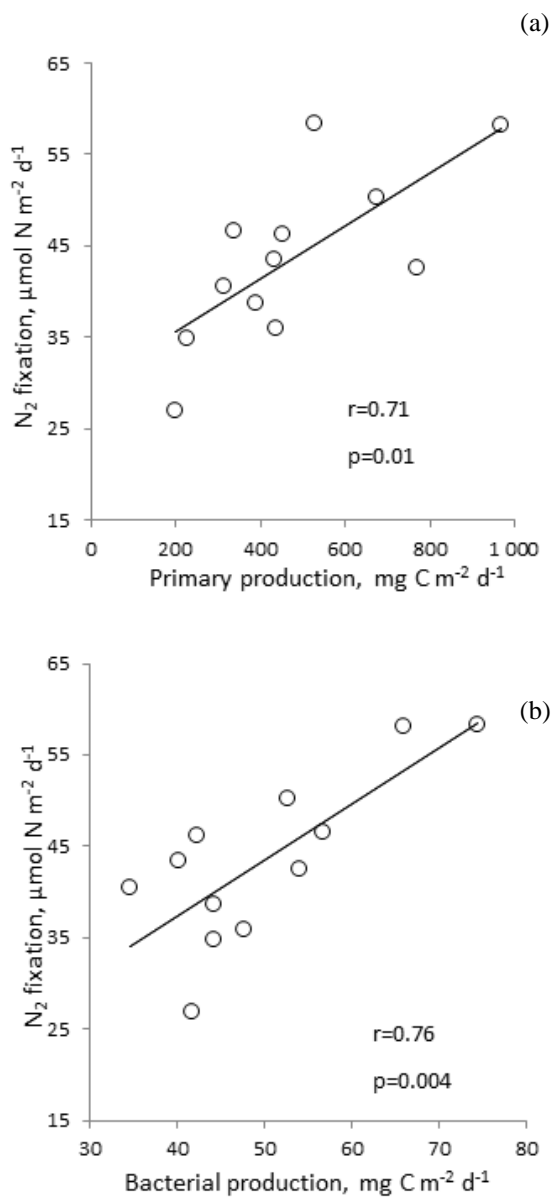
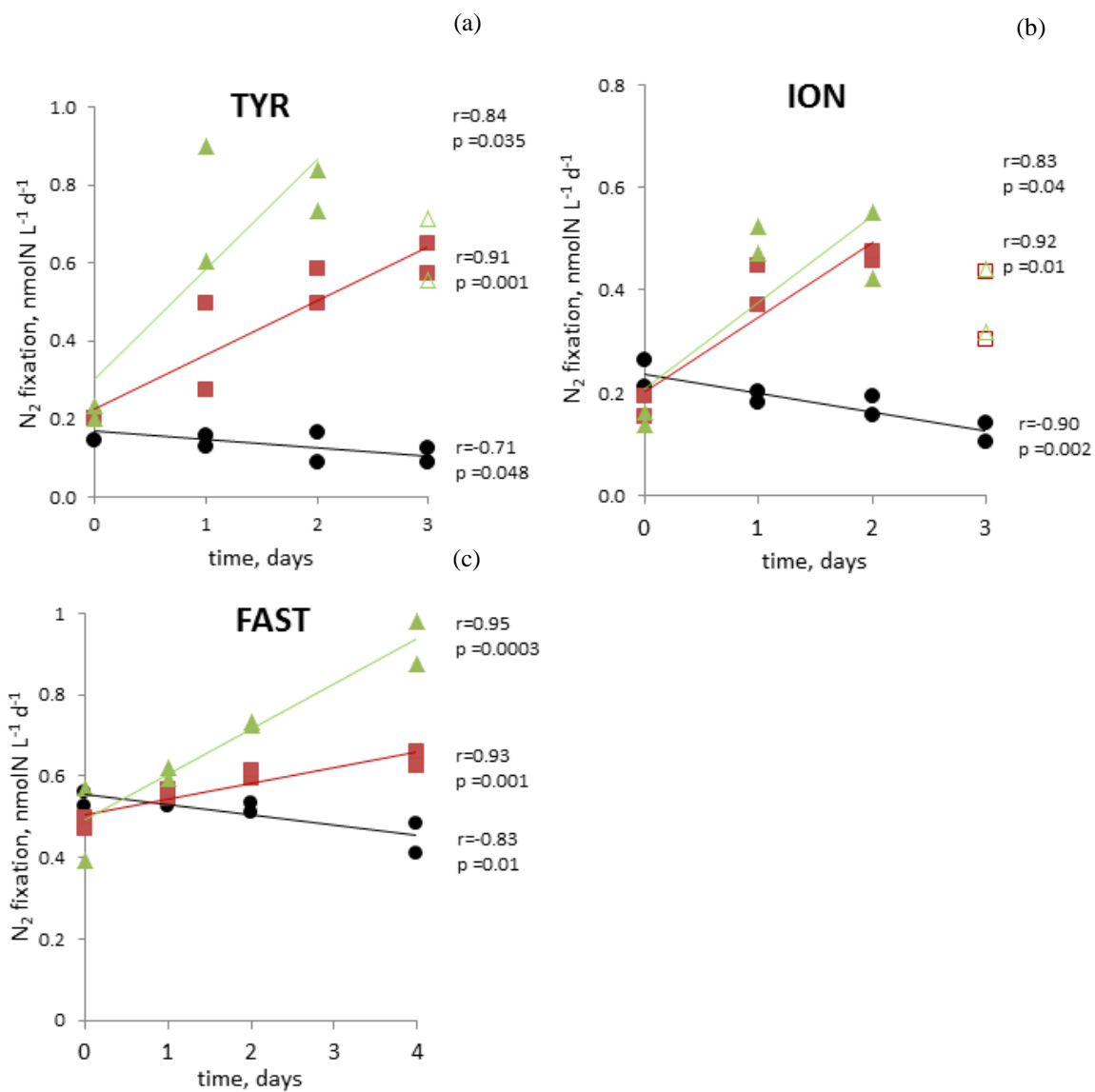


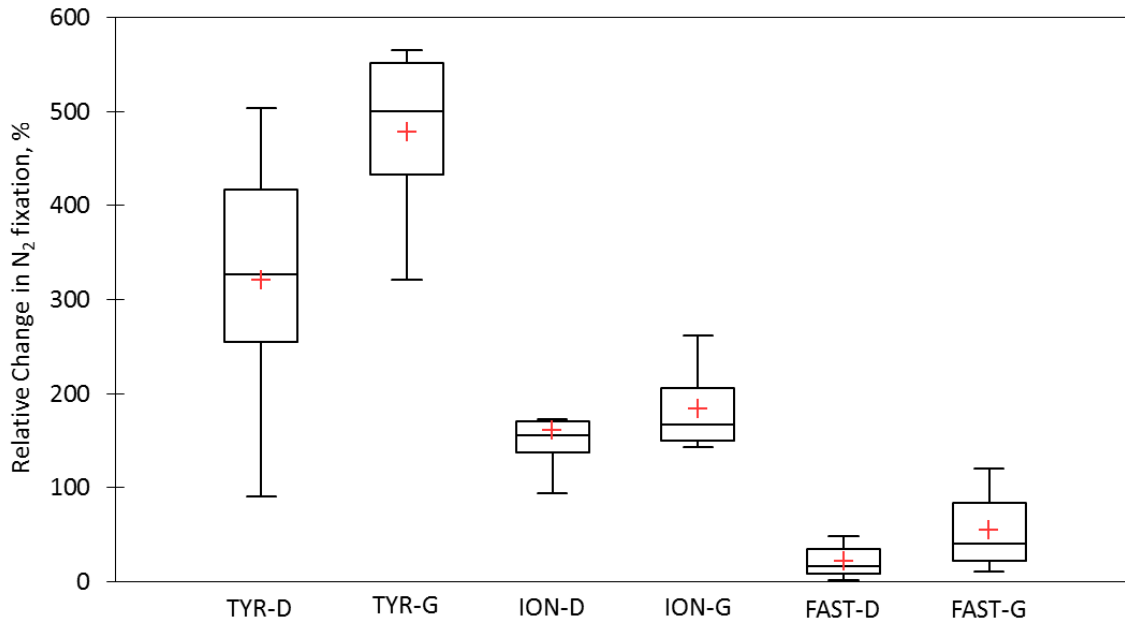


Figure 6





980 **Figure 7**



985

990

995



Figure 8

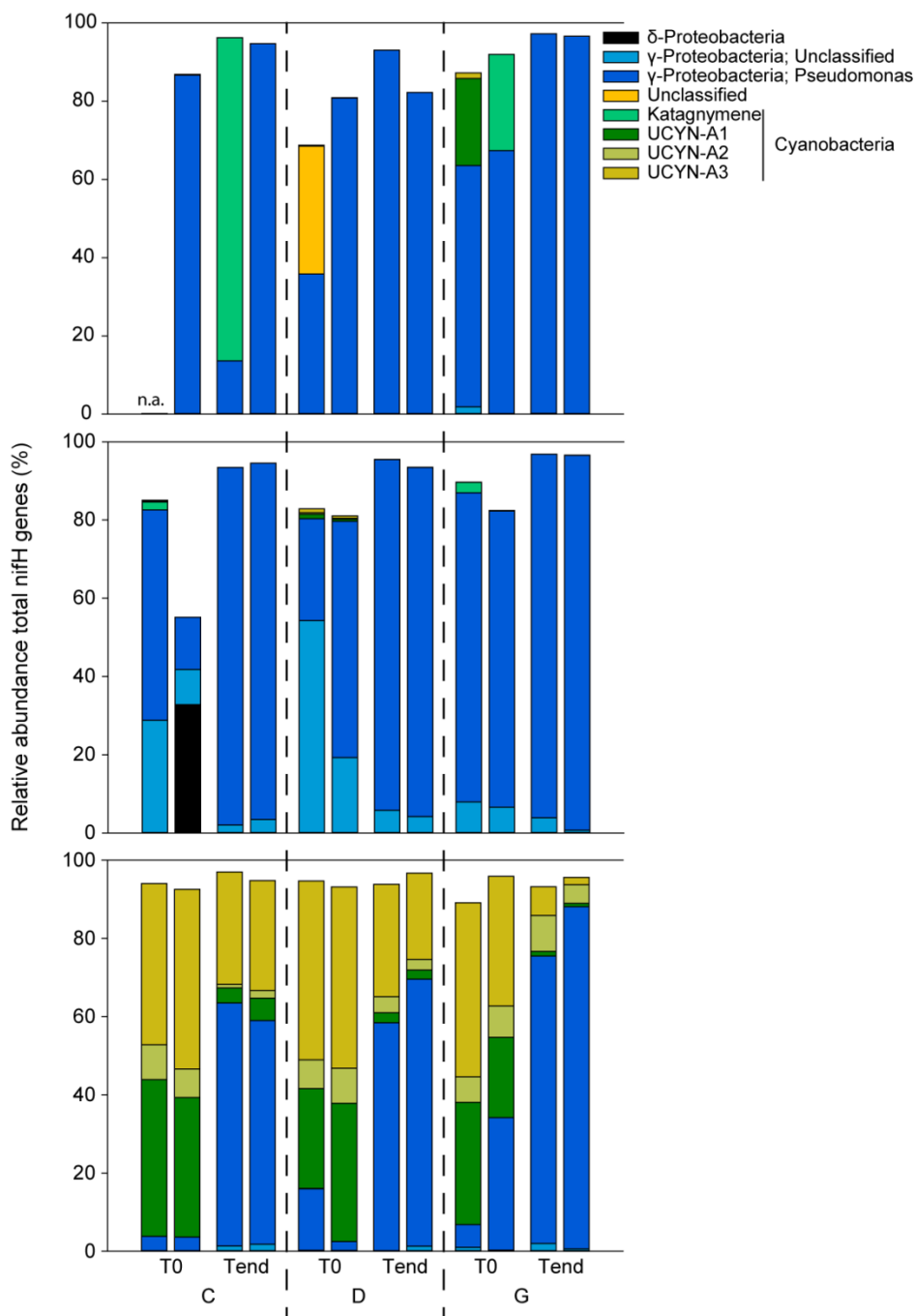
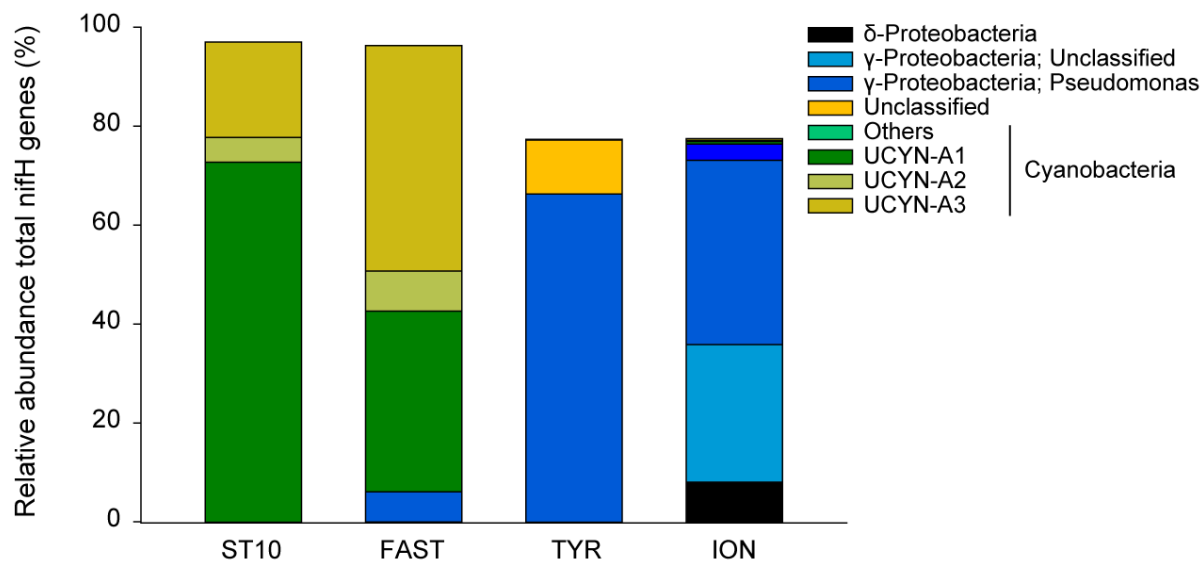




Figure 9

1005



1010

1015

1020

1025

1030